

HOMECREST™

OUTDOOR LIVING

CLASSIC. CONTEMPORARY. COMFORTABLE.

2021 COLLECTIONS







TABLE OF CONTENTS

Outdoor spaces are more important today than ever before. We crave fresh air and warm sunshine, and we love how time outside leaves us both relaxed and invigorated. With durable, timeless furniture from Homecrest, it's easy to create an outdoor haven that is comfortable and inviting. Browse our full lineup of stylish outdoor furniture so you can transform your space into your favorite outdoor living area.

CUSHION SEATING

- 8 Allure
- 12 Elements
- 20 Emory
- 24 Grace
- 32 Holly Hill
- 40 Liberty
- 42 Magneta
- 46 Revive
- 52 Sutton

AIR SEATING

- 14 Elements
- 26 Grace
- 36 Infiniti
- 48 Revive

SLING SEATING

- 10 Allure
- 16 Elements
- 18 Elevate
- 22 Emory
- 28 Grace
- 30 Harbor
- 34 Holly Hill
- 38 Kashton
- 44 Magneta
- 50 Stella
- 54 Sutton

METAL SEATING

- 58 Allure
- 60 Echo
- 62 Elevate
- 64 Florida
- 66 Manhattan
- 68 Passport

TABLES

- 98 Concrete
- 76 Breeze
- 78 Dockside
- 80 Eden
- 82 Glass
- 84 Maddox
- 86 Mesh
- 90 Mode
- 94 Mode Club
- 102 Sandstone
- 110 Shadow Rock
- 118 Slate
- 126 Stonegate
- 134 Timber

FIRE TABLES

- 77 Breeze
- 99 Concrete
- 91 Mode
- 106 Sandstone
- 114 Shadow Rock
- 122 Slate
- 130 Stonegate
- 138 Timber

UMBRELLAS

- 149 Arbor
- 146 Market
- 148 Soren

OUTDOOR ESSENTIALS

- 143 Fire Jewelry
- 143 Fire Table Accessories
- 143 Table Accessories
- 145 Throw Pillows
- 146 Umbrellas & Bases

FABRICS & FINISHES

- 156 Brisa® Fabrics
- 164 Frame Finishes
- 159 Outdura® Fabrics
- 157 Recacril® Fabrics
- 154 Sensation Fabrics
- 155 Slingable Fabrics
- 160 Sunbrella® Fabrics
- 156 Welt Fabrics

EXTRAS

- 158 Antimicrobial Properties
- 71 Café Seating
- 168 Homecrest History
- 4 Quick Ship
- 166 Replacements
- 153 Seating Options
- 170 Warranty

HOMECREST
OUTDOOR LIVING

UNIVERSAL ANCHOR KIT - Homecrest offers a Universal Anchor Kit (406980) to secure furniture to the ground. This kit consists of four discrete powder-coated brackets, and is compatible with most Homecrest lounge seating and table collections.



NEED AMERICAN-MADE FURNITURE FAST? QUICK SHIP PROGRAM


Homecrest has you covered with our Quick Ship Program! Whether it's places where we work, learn, play, or live, we're all "escaping to the outdoors."

When you need furniture fast, our Quick Ship Program is the way to go. Homecrest's Quick Ship Program ships within three working days and consists of top-selling aluminum products, fabrics, and frame finishes. So whether you are designing outdoor spaces for a restaurant, workplace, or residential environment, we have great quality, American-made furniture solutions for you...FAST.

We are proud to be an iconic American brand, with an unparalleled tradition of innovation and craftsmanship. All of our furniture is manufactured in the USA, with top-grade materials and practices, and backed by industry-leading warranties.

Explore all of our available Quick Ship products at homecrest.com/quick-ship.

Note: Check with Customer Service for availability when ordering quantities over 10 of any one sku.



QS IS FOR QUICK SHIP - Look for the "QS" symbol throughout the catalog. These pieces are available in our Quick Ship Program.

SHOWN IN PHOTO:

ELEMENTS HIGH BACK DINING CHAIR | 51379
Pebble (Discontinued) | Niko Frame Finish

48" BREEZE DINING TABLE | 3048D
Niko Frame Finish

ELEMENTS SWIVEL ROCKER CHAT CHAIR | 5190A
Fame Champagne (Discontinued) | Niko Frame Finish

24" BREEZE END TABLE | 3024R
Niko Frame Finish

ELEMENTS LOVESEAT | 5142A
Fame Champagne (Discontinued) | Niko Frame Finish

ELEMENTS SOFA | 5143A
Cast Shale (Sunbrella) | Niko Frame Finish

36" x 60" STONEGATE COFFEE FIRE PIT | 893660XLSG
Pebble Top | Niko Frame Finish | Bronze Fire Jewelry

24" DOCKSIDE END TABLE | 3128S
Niko Frame Finish

20" SQUARE PILLOW | 00020
Cast Shale (Sunbrella)

18" SQUARE PILLOW | 00018
Fame Champagne (Discontinued)

18" SQUARE PILLOW | 00018
Cast Shale (Sunbrella)

16" SQUARE PILLOW | 00016
Whisper Earth (Discontinued)

ELEMENTS HIGH BACK DINING CHAIR

Complement these high back dining chairs with the comfort of an Elements high back swivel rocker. The simple styling of Elements coordinates with all Homecrest collections.



ELEMENTS LOVESEAT 
Element's DreamCore® cushions mimic the frame's style to create a versatile, transitional look in all outdoor spaces.

OUTDOOR SEATING

EXPERIENCE MOTION AND COMFORT

Enjoy the outdoors in utmost relaxation with Homecrest stationary and motion pieces. Homecrest outdoor furniture has been a consumer favorite for decades, offering unsurpassed comfort and exceptional longevity. Available in sling, padded sling, air, and cushion.



EXPERIENCE MOTION

Experience Homecrest's motion pieces with our industry-leading swivel rocker mechanisms.

Made in the USA

ALLURE

ULTRACORE™ CUSHION | ALUMINUM

Allure modular is built on the comfort Homecrest is known for. This collection features sumptuous, all-weather cushions, generously proportioned seating, and clean, modern lines in a chic profile. While Allure modular is exceptionally comfortable, it also allows endless versatility for creating unique seating configurations. This collection is perfect for both residential and commercial usage.



ARMLESS CLUB CHAIR

C 1135A

H: 29" W: 34.5" D: 35.5"
Seat Ht: 17" Arm Ht: N/A



CLUB CHAIR

C 1137A

H: 29" W: 36.5" D: 35.5"
Seat Ht: 17" Arm Ht: 28"

PRODUCT FEATURE

Simply switch the back cushion to create a right arm or left arm club chair for endless configurations.



LEFT OR RIGHT ARM CLUB CHAIR

C 1137LR

H: 29" W: 35.5" D: 35.5"
Seat Ht: 17" Arm Ht: 28"



CORNER

C 1110A

H: 29" W: 35.5" D: 35.5"
Seat Ht: 17" Arm Ht: N/A



OTTOMAN

C 1112A

H: N/A W: 35.5" D: 35.5"
Seat Ht: 17" Arm Ht: N/A



LEFT ARM PILLOW

C 1135POLH

H: 12" W: 4" D: 26.5"
Seat Ht: N/A Arm Ht: N/A



RIGHT ARM PILLOW

C 1135PORH

H: 12" W: 4" D: 26.5"
Seat Ht: N/A Arm Ht: N/A

Available in: C Cushion

MIX & MATCH

Complete your outdoor space with coordinating Allure sling (shown on page 10) and mesh (shown on page 58) pieces!



SHOWN IN PHOTO:

LEFT OR RIGHT ARM CLUB CHAIR | 1137LR
Blend Indigo (Sunbrella) | Glacier Frame Finish

ARMLESS CLUB CHAIR | 1135A
Blend Indigo (Sunbrella) | Glacier Frame Finish

CORNER | 1110A
Blend Indigo (Sunbrella) | Glacier Frame Finish

32" x 52" SLATE COFFEE FIRE PIT | 893252XLSL
Char Top | Glacier Frame Finish | Sapphire Fire Jewelry

12" x 30" KIDNEY PILLOW | 01230
Gateway Indigo (Sunbrella)

18" SQUARE PILLOW | 00018
Spotlight Flame (Discontinued)

18" SQUARE PILLOW | 00018
Gateway Indigo (Sunbrella)

18" SQUARE PILLOW | 00018
Canvas Palm (Sunbrella)

ALLURE ARMLESS BALCONY STOOL | 1155M
Onyx Frame Finish

36" SLATE BALCONY TABLE | C3636SSLNU | 08348 BASE
Char Top | Onyx Frame Finish



Cushions are secured to withstand wind and ensure long-lasting performance.

ALLURE

SLING | ALUMINUM

The clean lines of the Allure collection, met with the strength and durability of powder-coated aluminum, provide premium comfort. Allure features a field-replaceable double layer sling with no welting, and carries an unprecedented sling warranty. The quick-drying café chairs are available with or without arms.



ARMLESS CAFÉ CHAIR

S 11350
H: 32.5" W: 20" D: 21"
Seat Ht: 18" Arm Ht: N/A



ARMLESS CAFÉ CHAIR

S 12350 **S** 12350-4 (4 Pack*)
H: 32.5" W: 21.5" D: 21"
Seat Ht: 18" Arm Ht: N/A
(Stackable: 4-6)



CAFÉ CHAIR

S 11370
H: 32.5" W: 22.5" D: 21"
Seat Ht: 18" Arm Ht: 24.5"



CAFÉ CHAIR

S 12370 **S** 12370-4 (4 Pack*)
H: 32.5" W: 24.5" D: 21"
Seat Ht: 18" Arm Ht: 24.5"
(Stackable: 4-6)



CHAT CHAIR

S 11380
H: 31" W: 28" D: 24.5"
Seat Ht: 16.5" Arm Ht: 21.5"



ARMLESS BALCONY STOOL

S 11550
H: 38.5" W: 20" D: 21"
Seat Ht: 24" Arm Ht: N/A



BALCONY STOOL

S 11580
H: 38.5" W: 24.5" D: 21"
Seat Ht: 24" Arm Ht: 30.5"



ARMLESS BAR STOOL

S 11450
H: 43.5" W: 20" D: 21"
Seat Ht: 29" Arm Ht: N/A



BAR STOOL

S 11480
H: 43.5" W: 24.5" D: 21"
Seat Ht: 29" Arm Ht: 35.5"



SOFA

S 11430
H: 31" W: 78" D: 24.5"
Seat Ht: 16.5" Arm Ht: 21.5"



ARMLESS ADJUSTABLE CHAISE

S 11310 **S** 11310-2 (2 Pack*)
H: 35" W: 28" L: 77"
Seat Ht: 16" Arm Ht: N/A
(Stackable: 4-6)



ARMLESS ADJUSTABLE CHAISE (with Wheels)

S 11300 **S** 11300-2 (2 Pack*)
H: 35" W: 28" L: 77"
Seat Ht: 16" Arm Ht: N/A
(Stackable: 4-6)



ARMLESS ADJUSTABLE DOUBLE CHAISE

S 11310D
H: 35" W: 50.5" L: 77"
Seat Ht: 16" Arm Ht: N/A



ARMLESS ADJUSTABLE DOUBLE CHAISE (with Wheels)

S 11300D
H: 35" W: 50.5" L: 77"
Seat Ht: 16" Arm Ht: N/A



WIND KIT SET

11370WS - 5.66 lbs
Note: When ordering a sofa, order up to three sets.

Available in: **S** Sling

*When ordering multi-pack, quantity of one equals two or four pieces, as denoted in model #-x.

TAKE NOTICE

Our café chairs pair with café height tables, not dining height tables. Want to use these café chairs with a dining table? Use Lift Kit (KIT175) to raise the 37XX series base on all Natural Series and Breeze dining tables an additional 1.75" in height, increasing the table height from dining to café in minutes!

QS This piece is available in the Quick Ship Program.



WIND RESISTANT UPGRADE

Need additional weight for windy conditions? Allure's wind kit set, consisting of a pair of zinc-plated steel bars (11370WS), adds an additional 5.66 lbs, and easily attaches to the chair's frame. Available in all frame finishes.

SHOWN IN PHOTO:

CAFÉ CHAIR | 11370

Sandbar | Onyx Frame Finish

48" BREEZE DINING TABLE | 3048RD

Onyx Frame Finish

LIFT KIT | KIT175

ELEMENTS

DREAMCORE™ CUSHION | ALUMINUM

With Homecrest's Elements cushion collection, you'll never have to sacrifice style for comfort again. This deep seating series combines the fresh and transitional look of Homecrest's popular Elements sling and air collections, with the supreme comfort guaranteed by Homecrest's DreamCore cushions. These cushions use High Resilient foam to ensure durability, longevity, and unparalleled comfort. Unlike conventional foam, Homecrest's DreamCore cushions have an unbeatable elasticity, which makes for an unmatched seating experience.

SHOWN IN PHOTO:

LOVESEAT | 5142A

Canvas White (Sunbrella) | Carbon Frame Finish

LEFT ARM SOFA | 5143L

Canvas White (Sunbrella) | Carbon Frame Finish

CORNER | 5110A

Canvas White (Sunbrella) | Carbon Frame Finish

RIGHT ARM LOVESEAT | 5142R

Cast Ash (Sunbrella) | Carbon Frame Finish

42" SLATE COFFEE FIRE PIT | 8942SLSL

Drift Top | Carbon Frame Finish | Platinum Fire Jewelry

20" SQUARE PILLOW | 00020

Canvas Raven Black (Sunbrella)

18" SQUARE PILLOW | 00018

Cast Slate (Sunbrella)

18" SQUARE PILLOW | 00018

Sailcloth Salt (Sunbrella)





CHAT CHAIR

C 5139A

H: 35" W: 30" D: 33"
Seat Ht: 18" Arm Ht: 23.5"



SWIVEL ROCKER CHAT CHAIR

C 5190A

H: 35" W: 30" D: 33"
Seat Ht: 18" Arm Ht: 23.5"



HIGH BACK SWIVEL ROCKER CHAT CHAIR

C 5192A

H: 41" W: 30" D: 33"
Seat Ht: 18" Arm Ht: 23.5"



LOVESEAT

C 5142A

H: 35" W: 54" D: 33"
Seat Ht: 18" Arm Ht: 23.5"



SOFA

C 5143A

H: 35" W: 78" D: 33"
Seat Ht: 18" Arm Ht: 23.5"



ARMLESS CHAT CHAIR*

C 5139N

H: 35" W: 24.75" D: 33"
Seat Ht: 18" Arm Ht: N/A



LEFT ARM CHAT CHAIR*

C 5139L

H: 35" W: 27.5" D: 33"
Seat Ht: 18" Arm Ht: 23.5"



RIGHT ARM CHAT CHAIR*

C 5139R

H: 35" W: 27.5" D: 33"
Seat Ht: 18" Arm Ht: 23.5"



ARMLESS LOVESEAT*

C 5142N

H: 35" W: 48.75" D: 33"
Seat Ht: 18" Arm Ht: N/A



LEFT ARM LOVESEAT*

C 5142L

H: 35" W: 51.5" D: 33"
Seat Ht: 18" Arm Ht: 23.5"



RIGHT ARM LOVESEAT*

C 5142R

H: 35" W: 51.5" D: 33"
Seat Ht: 18" Arm Ht: 23.5"



ARMLESS SOFA*

C 5143N

H: 35" W: 72.75" D: 33"
Seat Ht: 18" Arm Ht: N/A



LEFT ARM SOFA*

C 5143L

H: 35" W: 75.5" D: 33"
Seat Ht: 18" Arm Ht: 23.5"



RIGHT ARM SOFA*

C 5143R

H: 35" W: 75.5" D: 33"
Seat Ht: 18" Arm Ht: 23.5"



EXPERIENCE MOTION

Experience Homcrest's motion pieces with our industry-leading swivel rocker mechanisms.



CORNER*

C 5110A

H: 35" W: 33" D: 33"
Seat Ht: 18" Arm Ht: N/A



OTTOMAN

C 5112A

H: 16" W: 29.5" D: 27"
Seat Ht: 16" Arm Ht: N/A

Available in: C Cushion



Cushions are secured to withstand wind and ensure long-lasting performance.



This piece is available in the Quick Ship Program.

*We recommend using end units with arms on all modular configurations due to exposed brackets on armless versions.

ELEMENTS

AIR | ALUMINUM

Available in: **A** Air

The Elements air collection features the appearance and comfort of deep seating in a foam-free, cushionless construction. Luxurious Sensation sling fabric is used for the ultimate in low-maintenance comfort, while also featuring benefits such as exceptional shape retention and surface memory. The Elements sling is a double layer design that is extremely comfortable and field-replaceable. Elements offers a versatile, stylish, and low-maintenance solution for your outdoor seating needs. Elements coordinates with all Elements cushion and sling dining collections.



ARMLESS CHAT CHAIR

A 51AR350

H: 34" W: 26.5" D: 33"
Seat Ht: 14.5" Arm Ht: N/A



CHAT CHAIR

A 51AR390

H: 34" W: 32.5" D: 33"
Seat Ht: 14.5" Arm Ht: 21"



SWIVEL ROCKER CHAT CHAIR

A 51AR901

H: 34" W: 32.5" D: 33"
Seat Ht: 14.5" Arm Ht: 21"



LEFT ARM CHAT CHAIR

A 51AR39L

H: 34" W: 29.5" D: 33"
Seat Ht: 14.5" Arm Ht: 21"



RIGHT ARM CHAT CHAIR

A 51AR39R

H: 34" W: 29.5" D: 33"
Seat Ht: 14.5" Arm Ht: 21"

SHOWN IN PHOTO:

LEFT ARM SOFA | 51AR43L

Stratus | Carbon Frame Finish

MODE CORNER UNIT | 1310020

Onyx Top | Carbon Frame Finish

ARMLESS CHAT CHAIR | 51AR350

Stratus | Carbon Frame Finish

RIGHT ARM LOVESEAT | 51AR42R

Stratus | Carbon Frame Finish

SWIVEL ROCKER CHAT CHAIR | 51AR901

Stratus | Carbon Frame Finish

36" x 60" TIMBER COFFEE FIRE PIT | 893660XLTM

Drift Top | Carbon Frame Finish | Sapphire Fire Jewelry

22" MODE SIDE TABLE | 13220

Onyx Top | Carbon Frame Finish

20" SQUARE PILLOW | 00020

Canary (Outdura)

20" SQUARE PILLOW | 00020

Palmetto Azura (Discontinued)

18" SQUARE PILLOW | 00018

Palmetto Azura (Discontinued)

18" SQUARE PILLOW | 00018

Captiva Admiral (Discontinued)

16" SQUARE PILLOW | 00016

Turno Waterfall (Discontinued)

12" x 22" KIDNEY PILLOW | 01222

Luna Admiral (Discontinued)

LOW BACK DINING CHAIR | 51470

Polar (Brisa) | Glacier Back | Glacier Welt | Carbon Frame Finish

LOW BACK SWIVEL ROCKER | 51390

Polar (Brisa) | Glacier Back | Glacier Welt | Carbon Frame Finish

42" x 62" TIMBER DINING TABLE | 254262DTM

Drift Top | Carbon Frame Finish

Cushionless technology!

ELEMENTS AIR CORNER UNIT

Corner accessory tables are available in both Stonegate and Mode tops. Choose from a side or end table height, which both feature a lower-level shelf for storage. You can also select a 30" square side or end table for the corner.



ARMLESS LOVESEAT

A 51AR42N

H: 34" W: 52.5" D: 33"
Seat Ht: 14.5" Arm Ht: N/A



LOVESEAT

A 51AR42O

H: 34" W: 58.5" D: 33"
Seat Ht: 14.5" Arm Ht: 21"



LEFT ARM LOVESEAT

A 51AR42L

H: 34" W: 55.5" D: 33"
Seat Ht: 14.5" Arm Ht: 21"



RIGHT ARM LOVESEAT

A 51AR42R

H: 34" W: 55.5" D: 33"
Seat Ht: 14.5" Arm Ht: 21"



ARMLESS SOFA

A 51AR43N

H: 34" W: 79" D: 33"
Seat Ht: 14.5" Arm Ht: N/A



SOFA

A 51AR43O

H: 34" W: 85" D: 33"
Seat Ht: 14.5" Arm Ht: 21"



LEFT ARM SOFA

A 51AR43L

H: 34" W: 82" D: 33"
Seat Ht: 14.5" Arm Ht: 21"



RIGHT ARM SOFA

A 51AR43R

H: 34" W: 82" D: 33"
Seat Ht: 14.5" Arm Ht: 21"



MODE CORNER UNIT

1310016 - Side Table Height
H: 16" W: 35.5" D: 23"

1310020 - End Table Height
H: 20" W: 35.5" D: 23"




STONEGATE CORNER UNIT

1310016SG - Side Table Height
H: 16.5" W: 37.5" D: 24"

1310020SG - End Table Height
H: 21.5" W: 37.5" D: 24"

Note: Depending on the desired configuration and use, we recommend ordering multi-seat units versus single-seat units to eliminate multiple legs for a cleaner look (i.e. order an armless sofa versus three armless chat chairs).

AVAILABLE FABRIC OPTIONS Air collections are available in Sensation sling fabrics only. Look for the "A" symbol.



AGATE II

CAMEO II

ZINC II

CARIBBEAN

POPPY

STRATUS

BISQUE

CEDAR II



EXPERIENCE MOTION
Experience Homecrest's motion pieces with our industry-leading swivel rocker mechanisms.

ELEMENTS

SLING & PADDED | ALUMINUM

Available in: **S** Sling **PS** Padded Sling

Uniquely transitional and highly functional, Homecrest's Elements sling collection is an industry favorite. Subtle curves and simple angles combine to create a collection that can be artfully classic or freshly modern, depending on your design sensibilities and your outdoor space. Available in low back, high back, and balcony seating, Elements has the added versatility of complementing a wide range of deep seating styles with ease and grace.



LOW BACK DINING CHAIR

S 51370 **PS** 51470

H: 35" W: 26" D: 28.5"
Seat Ht: 17.5" Arm Ht: 24"

COLLECTION WATCH

View and learn about Mode tables and fire tables shown on pages 90 and 91.

ELEMENTS LOW BACK DINING CHAIR

Create a more comfortable sit by selecting a Sensation sling fabric. Sensation fabrics feature outstanding memory and strength.





LOW BACK SWIVEL ROCKER
S 51360 **PS** 51390
 H: 35" W: 26" D: 30"
 Seat Ht: 17.5" Arm Ht: 24"



HIGH BACK DINING CHAIR
S 51379 **PS** 51479
 H: 43.5" W: 26" D: 28.5"
 Seat Ht: 17.5" Arm Ht: 24"



HIGH BACK SWIVEL ROCKER
S 51900 **PS** 51910
 H: 43.5" W: 26" D: 30"
 Seat Ht: 17.5" Arm Ht: 24"



SWIVEL ROCKER BALCONY STOOL
S 51780 **PS** 51790
 H: 40" W: 26" D: 30"
 Seat Ht: 21" Arm Ht: 29"



ARMLESS ADJUSTABLE CHAISE
S 10301 **PS** 10201
 H: 43.5" W: 24" L: 82.5"
 Seat Ht: 16" Arm Ht: N/A



SHOWN IN PHOTO:
LOW BACK DINING CHAIR | 51370
 Zinc II | Onyx Welt | Carbon Frame Finish
44" x 88" MODE DINING TABLE | 1344880
 Onyx Top | Carbon Frame Finish

ELEVATE

SLING | ALUMINUM

This Elevate sling collection shows that elegance and strength can go hand in hand. Elevate features defined lines with added weight for resistance against strong winds. Created from custom, solid aluminum, these pieces offer tremendous resistance to wind, salt, sun, and snow. All these features combine to make Elevate sling ideal for hospitality, workplace, rooftop, and balcony environments.



ARMLESS CAFÉ CHAIR

S 56350 S 56350-2 (2 Pack*)

H: 32.5" W: 25" D: 21"
Seat Ht: 18" Arm Ht: N/A
(Stackable: 4-6)



CAFÉ CHAIR

S 56370 S 56370-2 (2 Pack*)

H: 32.5" W: 25" D: 21"
Seat Ht: 18" Arm Ht: 24"
(Stackable: 4-6)



ARMLESS BALCONY STOOL

S 56550

H: 38.5" W: 25" D: 21"
Seat Ht: 24" Arm Ht: N/A



BALCONY STOOL

S 56570

H: 38.5" W: 25" D: 21"
Seat Ht: 24" Arm Ht: 30"



ARMLESS BAR STOOL

S 56450

H: 44.5" W: 25" D: 21"
Seat Ht: 30" Arm Ht: N/A




BAR STOOL

S 56470

H: 44.5" W: 25" D: 21"
Seat Ht: 30" Arm Ht: 36"

TAKE NOTICE

Our café chairs pair with café height tables, not dining height tables. Want to use these café chairs with a dining table? Use Lift Kit (KIT175) to raise the 37XX series base on all Natural Series and Breeze dining tables an additional 1.75" in height, increasing the table height from dining to café in minutes!

 This piece is available in the Quick Ship Program.

*When ordering multi-pack, quantity of one equals two pieces, as denoted in model #x.

Available in:  Sling



Frames are designed with added weight to withstand wind and stay in place.



SHOWN IN PHOTO:

ARMLESS CAFÉ CHAIR | 56350
Rose | Carbon Frame Finish

42" x 84" STONEGATE CAFÉ TABLE | 254284FSG
Pebble Top | Carbon Frame Finish

CAFÉ CHAIR | 56370
Rose | Carbon Frame Finish

36" STONEGATE CAFÉ TABLE | C3696SSG | 18ADAB BASE
Pebble Top | Carbon Frame Finish

9' MARKET UMBRELLA | 854FMA
Surround Dusk (Sunbrella) | Matte Black Umbrella Pole

CAST IRON UMBRELLA BASE | 00091
Carbon Frame Finish

EMORY

LUXE OUTDOOR CUSHION | ALUMINUM

Beautiful, strong, comfortable, and unbelievably functional, the Emory cushion collection has the perfect style for any outdoor space. Emory offers a wide variety of seating options, in both low and high back models, across stationary, gliding, and swivel rocking motion pieces. Featuring Homecrest Luxe Outdoor cushions, Emory offers tremendous comfort and value in well-proportioned pieces that offer seating options for any space.



CHAT CHAIR

C 2M37A

H: 34" W: 29.5" D: 31"
Seat Ht: 18" Arm Ht: 24"



SWIVEL ROCKER CHAT CHAIR

C 2M90A

H: 36" W: 29.5" D: 35"
Seat Ht: 18" Arm Ht: 24"



SINGLE GLIDER

C 2M40A

H: 35" W: 29.5" D: 35"
Seat Ht: 19" Arm Ht: 25"



HIGH BACK CHAT CHAIR

C 2M39A

H: 43" W: 29.5" D: 31"
Seat Ht: 18" Arm Ht: 24"



HIGH BACK SWIVEL ROCKER CHAT CHAIR

C 2M92A

H: 43" W: 29.5" D: 35"
Seat Ht: 18" Arm Ht: 24"

Available in: C Cushion

SHOWN IN PHOTO:

HIGH BACK SINGLE GLIDER | 2M41A
Astoria Sunset (Sunbrella) | Sedona Frame Finish

SINGLE GLIDER | 2M40A
Canvas Heather Beige (Sunbrella) | Sedona Frame Finish

LOVESEAT GLIDER | 2M44A
Canvas Heather Beige (Sunbrella) | Sedona Frame Finish

SOFA GLIDER | 2M46A
Canvas Heather Beige (Sunbrella) | Sedona Frame Finish

20" SQUARE PILLOW | 00020
Astoria Sunset (Sunbrella)

20" SQUARE PILLOW | 00020
Accord II Crimson (Sunbrella)

18" SQUARE PILLOW | 00018
Astoria Sunset (Sunbrella)

18" SQUARE PILLOW | 00018
Accord II Crimson (Sunbrella)

48" BREEZE CHAT TABLE | 3048RC (DISCONTINUED)
Sedona Frame Finish

24" BREEZE END TABLE | 3024R
Sedona Frame Finish





HIGH BACK SINGLE GLIDER

C 2M41A

H: 43" W: 29.5" D: 35"
Seat Ht: 19" Arm Ht: 25"



LOVESEAT

C 2M42A

H: 34" W: 55" D: 31"
Seat Ht: 18" Arm Ht: 24"



LOVESEAT GLIDER

C 2M44A

H: 35" W: 55" D: 35"
Seat Ht: 19" Arm Ht: 25"



SOFA

C 2M43A

H: 34" W: 79.5" D: 31"
Seat Ht: 18" Arm Ht: 24"



SOFA GLIDER

C 2M46A

H: 35" W: 79.5" D: 35"
Seat Ht: 19" Arm Ht: 25"



ADJUSTABLE CHAISE

C 2M30A

H: 43.5" W: 26.5" L: 77"
Seat Ht: 18.5" Arm Ht: 24"



OTTOMAN

C 2M12A

H: 18.5" W: 27.5" D: 22.5"
Seat Ht: 18.5" Arm Ht: N/A

MIX & MATCH

Coordinate Emory cushion collection pieces with Emory sling and padded sling pieces, shown on page 22.



Cushions are secured to withstand wind and ensure long-lasting performance.



EXPERIENCE MOTION

Experience Homecrest's motion pieces with our industry-leading gliding mechanisms.

EMORY

SLING & PADDED | ALUMINUM

Gorgeous artisanal styling meets rugged outdoor construction in the Emory sling collection. This collection features old-world scrolled solid aluminum, and is not only visually engaging, but also remarkably comfortable. Available in both dining and balcony heights, Emory brings beauty and relaxation to the outdoors.



HIGH BACK DINING CHAIR

S 2M379 PS 2M479

H: 43.5" W: 24.5" D: 28.5"
Seat Ht: 17.5" Arm Ht: 24"



HIGH BACK SWIVEL ROCKER

S 2M900 PS 2M910

H: 43.5" W: 24.5" D: 30"
Seat Ht: 17.5" Arm Ht: 24"



SWIVEL ROCKER BALCONY STOOL

S 2M780 PS 2M790

H: 40" W: 24.5" D: 30"
Seat Ht: 21" Arm Ht: 29"



ADJUSTABLE CHAISE

S 2M300 PS 2M200

H: 43.5" W: 25.5" L: 76"
Seat Ht: 16" Arm Ht: 24"

MIX & MATCH

Coordinate Emory sling collection pieces with Emory cushion, shown on page 20. There, you'll find great gliding, motion, and stationary cushion pieces to complete your dream space!



EXPERIENCE MOTION

Experience Homecrest's motion pieces with our industry-leading swivel rocker mechanisms.

Available in: S Sling PS Padded Sling

SHOWN IN PHOTO:

HIGH BACK SWIVEL ROCKER | 2M910

Artistry Indigo (Sunbrella) | Sedona Back | Sedona Welt | Sedona Frame Finish

54" BREEZE DINING FIRE TABLE | 4654DR

Sedona Frame Finish | Copper Fire Jewelry

20" SQUARE PILLOW | 00020

Blend Cherry (Sunbrella)

20" SQUARE PILLOW | 00020

Blend Linen (Sunbrella)

18" SQUARE PILLOW | 00018

Blend Cherry (Sunbrella)

18" SQUARE PILLOW | 00018

Blend Linen (Sunbrella)

18" SQUARE PILLOW | 00018

Blend Sand (Sunbrella)

12" x 22" KIDNEY PILLOW | 01222

Blend Sand (Sunbrella)

EMORY HIGH BACK SWIVEL ROCKER

Homecrest's sleek padded slings feature a perimeter stitch pattern to help promote faster drying time.



GRACE

ULTRACORE™ CUSHION | ALUMINUM

Create the ultimate retreat with the elegant and inviting Grace collection. Grace offers a wide selection of freestanding and modular units in different orientations and sizes. This collection can be scaled to your space, and pieces can be freely moved to suit the needs of the moment. Unleash your inner designer and select complementary fabrics for back upholstery and seating fabrics. Grace features a 10" UltraCore seat cushion and contoured back cushion.



CHAT CHAIR
C 10391
 H: 31" W: 36" D: 33"
 Seat Ht: 16" Arm Ht: 23"
 (no Arm Pillows)



SWIVEL CHAT CHAIR
C 10991
 H: 31" W: 36" D: 33"
 Seat Ht: 16" Arm Ht: 23"
 (no Arm Pillows)



CLUB CHAIR
C 10381
 H: 31" W: 43" D: 33"
 Seat Ht: 16" Arm Ht: 23"
 (with Arm Pillows)



SWIVEL CLUB CHAIR
C 10981
 H: 31" W: 43" D: 33"
 Seat Ht: 16" Arm Ht: 23"
 (with Arm Pillows)



LOVESEAT
C 10421
 H: 31" W: 64" D: 33"
 Seat Ht: 16" Arm Ht: 23"
 (with Arm Pillows)



SOFA
C 10431
 H: 31" W: 78" D: 33"
 Seat Ht: 16" Arm Ht: 23"
 (with Arm Pillows)



ARMLESS CHAT CHAIR*
C 1039N
 H: 31" W: 28" D: 33"
 Seat Ht: 16" Arm Ht: N/A



LEFT ARM CHAT CHAIR*
C 1039L
 H: 31" W: 32" D: 33"
 Seat Ht: 16" Arm Ht: 23"



RIGHT ARM CHAT CHAIR*
C 1039R
 H: 31" W: 32" D: 33"
 Seat Ht: 16" Arm Ht: 23"



ARMLESS CLUB CHAIR*
C 1038N
 H: 31" W: 35" D: 33"
 Seat Ht: 16" Arm Ht: N/A



LEFT ARM CLUB CHAIR*
C 1038L
 H: 31" W: 39" D: 33"
 Seat Ht: 16" Arm Ht: 23"



RIGHT ARM CLUB CHAIR*
C 1038R
 H: 31" W: 39" D: 33"
 Seat Ht: 16" Arm Ht: 23"



ARMLESS LOVESEAT*
C 1042N
 H: 31" W: 56" D: 33"
 Seat Ht: 16" Arm Ht: N/A



LEFT ARM LOVESEAT*
C 1042L
 H: 31" W: 60" D: 33"
 Seat Ht: 16" Arm Ht: 23"



RIGHT ARM LOVESEAT*
C 1042R
 H: 31" W: 60" D: 33"
 Seat Ht: 16" Arm Ht: 23"



ARMLESS SOFA*
C 1043N
 H: 31" W: 70" D: 33"
 Seat Ht: 16" Arm Ht: N/A



LEFT ARM SOFA*
C 1043L
 H: 31" W: 74" D: 33"
 Seat Ht: 16" Arm Ht: 23"



RIGHT ARM SOFA*
C 1043R
 H: 31" W: 74" D: 33"
 Seat Ht: 16" Arm Ht: 23"



CORNER*
C 10100
 H: 31" W: 36" D: 36"
 Seat Ht: 16" Arm Ht: N/A



OTTOMAN
C 10120
 H: N/A W: 28" D: 35"
 Seat Ht: 16" Arm Ht: N/A



Cushions are secured to withstand wind and ensure long-lasting performance.

Note: A solid color fabric selection is required for the back of each unit, with the cushion being the same color or a coordinating pattern. See pages 159 through 163 for Outdura® and Sunbrella® options. Solid color fabrics that have a woven texture or color direction will run the opposite direction on the back frame slip cover of all Grace pieces. Grade and appropriate upcharge for the back frame slip cover fabric selection is calculated separately from the cushion fabric grade.



SHOWN IN PHOTO:

- SWIVEL CHAT CHAIR | 10991**
Echo Ash (Sunbrella) | Glacier Frame Finish
- 12" x 22" KIDNEY PILLOW | 01222**
Spectrum Indigo (Sunbrella)
- 42" TIMBER COFFEE FIRE PIT | 8942SLTM**
Drift Top | Glacier Frame Finish | Caribbean Blue Fire Jewelry
- RIGHT ARM LOVESEAT | 1042R**
Echo Ash (Sunbrella) | Glacier Frame Finish
- LEFT ARM LOVESEAT | 1042L**
Echo Ash (Sunbrella) | Glacier Frame Finish
- CORNER | 10100**
Echo Ash (Sunbrella) | Glacier Frame Finish
- OTTOMAN | 10120**
Echo Ash (Sunbrella) | Glacier Frame Finish
- 24" TIMBER END TABLE | C2424STM | 5723B BASE**
Drift Top | Glacier Frame Finish
- CHAT CHAIR | 10391**
Hybrid Sky (Sunbrella) | Glacier Frame Finish
- 20" SQUARE PILLOW | 00020**
Gateway Mist (Sunbrella)
- 18" SQUARE PILLOW | 00018**
Hybrid Sky (Sunbrella)
- 18" SQUARE PILLOW | 00018**
Spectrum Indigo (Sunbrella)
- 16" SQUARE PILLOW | 00016**
Spectrum Indigo (Sunbrella)
- LOW BACK DINING CHAIR | 10370**
Storm/Titan | Storm/Titan Welt | Glacier Frame Finish
- 48" TIMBER DINING TABLE | 2548SDTMNU**
Drift Top | Glacier Frame Finish

 **EXPERIENCE MOTION**
Experience Homcrest's motion pieces with our industry-leading swivel mechanisms.

TAKE NOTICE

If you would like your cushion widths to match when creating a modular configuration, pair the chat chair with the loveseat and the club chair with the sofa.

PRODUCT FEATURE

Grace is constructed with 4" heavy wall aluminum extrusion arms and 10" foam core inserts that are wrapped in moisture-resistant ticking. The back is engineered with a multimedia cushion for added comfort.

COLLECTION WATCH

Grace cushion has coordinating sling pieces on pages 28 and 29.

Available in: C Cushion

**We recommend using end units with arms on all modular configurations due to exposed brackets on armless versions.*

GRACE

AIR | ALUMINUM

Available in: **A** Air

The Grace air collection features the comfort of a deep seating piece in a foam-free, cushionless construction. Luxurious Sensation sling fabric is used for the ultimate in low-maintenance comfort, while also featuring benefits such as exceptional shape retention and surface memory. The Grace air sling is a double layer design that is durable and comfortable. Grace air offers a versatile, stylish, and low-maintenance solution for your outdoor seating needs, and coordinates with all Grace cushion and sling dining pieces.



ARMLESS CHAT CHAIR

A 51AR350

H: 34" W: 26.5" D: 33"
Seat Ht: 14.5" Arm Ht: N/A



CHAT CHAIR

A 10AR390

H: 34" W: 34.5" D: 33"
Seat Ht: 14.5" Arm Ht: 21"



SWIVEL ROCKER CHAT CHAIR

A 10AR901

H: 34" W: 34.5" D: 33"
Seat Ht: 14.5" Arm Ht: 21"



LEFT ARM CHAT CHAIR

A 10AR39L

H: 34" W: 30.5" D: 33"
Seat Ht: 14.5" Arm Ht: 21"



RIGHT ARM CHAT CHAIR

A 10AR39R

H: 34" W: 30.5" D: 33"
Seat Ht: 14.5" Arm Ht: 21"



EXPERIENCE MOTION

Experience Homecrest's motion pieces with our industry-leading swivel rocker mechanism.



ARMLESS LOVESEAT

A 51AR42N

H: 34" W: 52.5" D: 33"
Seat Ht: 14.5" Arm Ht: N/A



LOVESEAT

A 10AR42O

H: 34" W: 60.5" D: 33"
Seat Ht: 14.5" Arm Ht: 21"



LEFT ARM LOVESEAT

A 10AR42L

H: 34" W: 56.5" D: 33"
Seat Ht: 14.5" Arm Ht: 21"



RIGHT ARM LOVESEAT

A 10AR42R

H: 34" W: 56.5" D: 33"
Seat Ht: 14.5" Arm Ht: 21"



ARMLESS SOFA

A 51AR43N

H: 34" W: 79" D: 33"
Seat Ht: 14.5" Arm Ht: N/A



SOFA

A 10AR43O

H: 34" W: 87" D: 33"
Seat Ht: 14.5" Arm Ht: 21"



LEFT ARM SOFA

A 10AR43L

H: 34" W: 83" D: 33"
Seat Ht: 14.5" Arm Ht: 21"



RIGHT ARM SOFA

A 10AR43R

H: 34" W: 83" D: 33"
Seat Ht: 14.5" Arm Ht: 21"



MODE CORNER UNIT

1310016 - Side Table Height

H: 16" W: 35.5" D: 23"

1310020 - End Table Height

H: 20" W: 35.5" D: 23"



STONEGATE CORNER UNIT

1310016SG - Side Table Height

H: 16.5" W: 37.5" D: 24"


1310020SG - End Table Height

H: 21.5" W: 37.5" D: 24"

Note: Depending on the desired configuration and use, we recommend ordering multi-seat units versus single-seat units to eliminate multiple legs for a cleaner look (i.e. order an armless sofa versus three armless chat chairs).

AVAILABLE FABRIC OPTIONS

Air collections are available in Sensation sling fabrics only. Look for the "A" symbol.



AGATE II

CAMEO II

ZINC II

CARIBBEAN

POPPY

STRATUS

BISQUE

CEDAR II

GRACE AIR CORNER UNIT

Corner accessory tables are available in both Stonegate and Mode tops. Choose from a side or end table height, which both feature a lower-level shelf for storage. You can also select a 30" square side or end table for the corner.



SHOWN IN PHOTO:

SWIVEL ROCKER CHAT CHAIR | 10AR901
Agate II | Onyx Frame Finish

STONEGATE CORNER UNIT | 1310020SG
Meteor Top (Discontinued) | Onyx Frame Finish

36" x 60" MODE COFFEE FIRE PIT | 133660C
Onyx Top | Onyx Frame Finish | Platinum Fire Jewelry

ARMLESS CHAT CHAIR | 51AR350
Agate II | Onyx Frame Finish

ARMLESS SOFA | 51AR43N
Agate II | Onyx Frame Finish

LEFT ARM SOFA | 10AR43L
Agate II | Onyx Frame Finish

20" SQUARE PILLOW | 00020
Fischer Graphite (Discontinued)

18" SQUARE PILLOW | 00018
Cast Silver (Sunbrella)

18" SQUARE PILLOW | 00018
Glory Mercury (Discontinued)

18" SQUARE PILLOW | 00018
Crimson (Outdura)

16" SQUARE PILLOW | 00016
Rumor Snow (Discontinued)

12" x 22" KIDNEY PILLOW | 01222
Crimson (Outdura)

12" x 22" KIDNEY PILLOW | 01222
Fretwork Pewter (Sunbrella)

GRACE LOW BACK DINING CHAIR | 10470
Black Onyx (Brisa) | Onyx Back | Onyx Welt | Onyx Frame Finish

44" x 110" MODE DINING TABLE | 1344110D
Onyx Top | Onyx Frame Finish

GRACE

SLING & PADDED | ALUMINUM

Grace sling offers clean lines and an open design, making it endlessly adaptable across all environments and design preferences. Its gentle minimalism allows it to stay current and fresh, even as trends evolve over time. Rock-solid aluminum and Homecrest's signature comfort make Grace a collection that is equally at home in commercial spaces and residential environments. When looking to furnish multiple areas at work or at play, Grace dining is complemented by cushion and air collections.



GRACE LOW BACK DINING CHAIR

The contemporary style of the Grace dining frame, paired with a Homecrest sling fabric, creates a uniquely comfortable dining option.





LOW BACK DINING CHAIR

S 10370 PS 10470
H: 35" W: 26.75" D: 26"
Seat Ht: 17.5" Arm Ht: 23"



LOW BACK CAFÉ CHAIR

S 10680 PS 10690
H: 37.5" W: 26.75" D: 26"
Seat Ht: 19.5" Arm Ht: 25"



ADJUSTABLE CHAISE

S 10302 PS 10202
H: 43.5" W: 27" L: 82.5"
Seat Ht: 16" Arm Ht: 23.25"



ARMLESS ADJUSTABLE CHAISE

S 10301 PS 10201
H: 43.5" W: 24" L: 82.5"
Seat Ht: 16" Arm Ht: N/A

TAKE NOTICE

This collection features both dining and café height seating. Our café chairs pair with café height tables, not dining height tables. Want to use these café chairs with a dining table? Use Lift Kit (KIT175) to raise the 37XX series base on all Natural Series and Breeze dining tables an additional 1.75" in height, increasing the table height from dining to café in minutes!

Available in: S Sling PS Padded Sling



SHOWN IN PHOTO:

LOW BACK DINING CHAIR | 10370
Glacier | Glacier Welt | Niko Frame Finish

42" x 84" STONEGATE DINING TABLE | 374284DSG
Pebble Top | Niko Frame Finish

GRACE LOVESEAT | 10421
Hot Shot Hemp (Discontinued) | Niko Frame Finish

GRACE SOFA | 10431
Hot Shot Hemp (Discontinued) | Niko Frame Finish

20" SQUARE PILLOW | 00020
Accord Jade (Sunbrella)

42" STONEGATE COFFEE FIRE PIT | 89425LSG
Pebble Top | Niko Frame Finish | Caribbean Blue Fire Jewelry

HARBOR

SLING & PADDED | ALUMINUM

Harbor features gently curved arms and our signature double layer sling. Harbor is one of our "Designed with Weight" collections, making it ideal for windy conditions. Custom aluminum extrusions are used for the arms and base to provide a low-maintenance and corrosion-free material for those high-wear components, while powder-coated, solid-steel cross bars and internal side rails add weight.



HIGH BACK DINING CHAIR

S 32379 PS 32479
H: 43" W: 24.5" D: 30"
Seat Ht: 17.5" Arm Ht: 21.5"



HIGH BACK SWIVEL ROCKER

S 32910 PS 32900
H: 43" W: 24.5" D: 30"
Seat Ht: 17.5" Arm Ht: 21.5"



LOW BACK CAFÉ CHAIR

S 32680 PS 32690
H: 37.5" W: 24.5" D: 30"
Seat Ht: 19.5" Arm Ht: 23.5"



SWIVEL ROCKER BALCONY STOOL


S 32780 PS 32790
H: 36.5" W: 24" D: 30"
Seat Ht: 21" Arm Ht: 29"



Frames are designed with added weight to withstand wind and stay in place.

PRODUCT FEATURE

This collection features powder-coated, solid-steel cross bars and internal side rails for added weight. The entire swivel rocker undercarriage is zinc-plated prior to powder-coating. A 2-3/4" x 3/8" solid-steel plate is designed into the undercarriage for additional weight.



TAKE NOTICE

This collection features both dining and café height seating. Our café chairs pair with café height tables, not dining height tables. Want to use these café chairs with a dining table? Use Lift Kit (KIT175) to raise the 37XX series base on all Natural Series and Breeze dining tables an additional 1.75" in height, increasing the table height from dining to café in minutes!

This piece is available in the Quick Ship Program.

Available in: **S** Sling **PS** Padded Sling



EXPERIENCE MOTION →

Experience Homecrest's motion pieces with our industry-leading swivel rocker mechanisms.



SHOWN IN PHOTO:

HIGH BACK SWIVEL ROCKER | 32910
Kamali | Niko Welt | Niko Frame Finish

9' MARKET UMBRELLA | UMS100 (DISCONTINUED)
Carousel Confetti (Sunbrella) | Taupe Umbrella Pole

9' SANDSTONE DINING TABLE | 3754RDSS
Dune Top | Niko Frame Finish

CAST IRON UMBRELLA BASE | 00091
Niko Frame Finish

18" SQUARE PILLOW | 00018
Carousel Confetti (Sunbrella)

16" x 50.5" DOCKSIDE BENCH | 311650
Niko Frame Finish

16" x 50.5" DOCKSIDE BENCH CUSHION | 311650C
Canvas Aruba (Sunbrella)

HOLLY HILL

DINING CUSHION | ALUMINUM

The enduring appeal of the Holly Hill cushion collection is just one of the reasons it is an industry favorite. Our Holly Hill aluminum cushion collection is elegantly engineered and timeless in design. Cushions are removable and easy to care for. The Holly Hill cushion collection coordinates with all Holly Hill sling pieces.



Cushions are secured to
withstand wind and ensure
long-lasting performance.



HIGH BACK DINING CHAIR

C 2247F

H: 43" W: 24.5" D: 30"
Seat Ht: 17.5" Arm Ht: 23.25"



HIGH BACK SWIVEL ROCKER

C 2292F

H: 45" W: 24.5" D: 30"
Seat Ht: 18" Arm Ht: 23.5"



OTTOMAN

C 2212A

H: 17.5" W: 20" D: 17"
Seat Ht: 17.5" Arm Ht: N/A

MIX & MATCH

Coordinate Holly Hill dining cushion with Holly Hill sling pieces, shown on page 34. Both collections are an industry favorite!

Available in: C Cushion



SHOWN IN PHOTO:

HIGH BACK SWIVEL ROCKER | 2292F
Spotlight Galaxy (Sunbrella) | Carbon Frame Finish

HIGH BACK DINING CHAIR | 2247F
Midori Indigo (Sunbrella) | Carbon Frame Finish

42" x 82" SHADOW BAY DINING TABLE | 374282DSH
Midori Indigo (Sunbrella) | Carbon Frame Finish

18" SQUARE PILLOW | 00018
Adeption Apricot (Sunbrella)

PRODUCT FEATURE

The cushion dining pieces feature a full fabric slip cover in the same fabric as the cushion, giving it a fully-upholstered look.

EXPERIENCE MOTION

Experience Homecrest's motion pieces with our industry-leading swivel rocker mechanisms.

HOLLY HILL

SLING & PADDED | ALUMINUM

Our Holly Hill collection is an industry favorite. Made of aluminum, with a wide variety of styles, frames, and seating options to choose from, this classic Homecrest collection's simple design and broad appeal lends itself to any environment. Holly Hill is available in sling and padded sling. Be sure to view the Holly Hill cushion collection for complementary pieces.



HIGH BACK DINING CHAIR

S 2A379 **PS** 2A479

H: 41" W: 24.5" D: 30"
Seat Ht: 17.5" Arm Ht: 23.25"



HIGH BACK SWIVEL ROCKER

S 2A900 **PS** 2A910

H: 42" W: 24.5" D: 30"
Seat Ht: 17.5" Arm Ht: 23.25"



SWIVEL ROCKER BALCONY STOOL

S 2A780 **PS** 2A790

H: 40" W: 24.5" D: 30"
Seat Ht: 21" Arm Ht: 29"



SWIVEL BAR STOOL

S 2A480 **PS** 2A490

H: 49" W: 24.5" D: 30"
Seat Ht: 29.5" Arm Ht: 38.5"



HIGH BACK LOVESEAT GLIDER

S 2A449 **PS** 2A459

H: 42" W: 46" D: 30"
Seat Ht: 17.5" Arm Ht: 24.25"



OTTOMAN

S 32121 **PS** 32131

H: 17.5" W: 20" D: 20.5"
Seat Ht: 17.5" Arm Ht: N/A



MIX & MATCH

Coordinate Holly Hill sling with Holly Hill dining cushion pieces, shown on page 32. Both collections are an industry favorite!

Available in: **S** Sling **PS** Padded Sling

SHOWN IN PHOTO:

HIGH BACK SWIVEL ROCKER | 2A900

Expression (Discontinued) | Pebble Welt (Discontinued) | Hickory Frame Finish

42" x 84" CAMDEN CAST DINING TABLE | 144284D (DISCONTINUED)
Hickory Frame Finish



← EXPERIENCE MOTION

Experience Homecrest's motion pieces with our industry-leading swivel rocker mechanisms.

INFINITI

AIR | ALUMINUM

Infiniti is designed for maximum ease of use in any space, at work or at play. It is generously proportioned and simply designed, making it adaptable to all kinds of environments, space designs, and functional requirements. It features Homecrest's exclusive Sensation fabric, an elastomeric stretch sling that provides a luxurious sit, exceptional shape retention, and surface memory, without any of the maintenance that comes with a traditional cushion. Together with the intelligently designed Infiniti tables that can function as end or corner units, Infiniti offers flexibility and the incomparable quality of Homecrest's American manufacturing.



ARMLESS CHAT CHAIR

A 21350
H: 34.5" W: 26.5" D: 34"
Seat Ht: 18.5" Arm Ht: N/A



OTTOMAN

A 21120
H: 18" W: 26.5" D: 25.5"
Seat Ht: N/A Arm Ht: N/A



ARMLESS CHAISE

A 21300
H: 34.5" W: 26.5" L: 52.5"
Seat Ht: 18.5" Arm Ht: N/A



END TABLE

361235
H: 21" W: 12" L: 35"



COFFEE TABLE

362844
H: 18" W: 28" L: 44"



CORNER UNIT

3610021 - End Table Height
H: 21" W: 34" L: 23.5"



ADJUSTABLE CHAISE

A 21320
H: 43.5" W: 25" L: 79"
Seat Ht: 16" Arm Ht: 19.5"
(Stackable: 4-6)



ADJUSTABLE CHAISE (with Wheels)

A 21321
H: 43.5" W: 25" L: 79"
Seat Ht: 16" Arm Ht: 19.5"
(Stackable: 4-6)

Available in: **A** Air



PRODUCT FEATURE

This collection comes with optional connectors. These easy to install hidden connectors help maintain a desired seating configuration. All units come standard with black floor glides.



SHOWN IN PHOTO:

ARMLESS CHAT CHAIR | 21350
Caribbean | Carbon Frame Finish

12" x 35" END TABLE | 361235
Carbon Frame Finish

28" x 44" COFFEE TABLE | 362844
Carbon Frame Finish

23.5" x 34" CORNER UNIT | 3610021
Carbon Frame Finish

12" x 22" KIDNEY PILLOW | 01222
Array Caribbean (Sunbrella)

18" SQUARE PILLOW | 00018
Resonate Sangria (Sunbrella)


18" SQUARE PILLOW | 00018
Array Caribbean (Sunbrella)

18" SQUARE PILLOW | 00018
Canvas Melon (Sunbrella)





AVAILABLE FABRIC OPTIONS *Air collections are available in Sensation sling fabrics only. Look for the "A" symbol.*



AGATE II

CAMEO II

ZINC II

CARIBBEAN

POPPY

STRATUS

BISQUE

CEDAR II

KASHTON

SLING & PADDED | ALUMINUM

Celebrate outdoor dining with the Kashton collection from Homecrest. Featuring Homecrest's industry-leading coil spring swivel rocker mechanism and an open, inviting design, Kashton unites fashion with utility, making it an excellent choice for families across the nation.



HIGH BACK DINING CHAIR

S 1K371 **PS** 1K471

H: 44" W: 25" D: 28"

Seat Ht: 17.5" Arm Ht: 24.25"



HIGH BACK SWIVEL ROCKER

S 1K901 **PS** 1K911

H: 44" W: 25" D: 30"

Seat Ht: 17.5" Arm Ht: 24.25"



SWIVEL ROCKER BALCONY STOOL

S 1K781 **PS** 1K791

H: 41.25" W: 26" D: 30"

Seat Ht: 20.25" Arm Ht: 30"




ARMLESS ADJUSTABLE CHAISE

S 1K300 **PS** 1K200

H: 43.5" W: 26" L: 76"

Seat Ht: 16" Arm Ht: N/A

Available in: **S** Sling **PS** Padded Sling

 This piece is available in the Quick Ship Program.



TAKE NOTICE

This Kashton and Dockside dining set, in Carbon fabric and Carbon frame finish, is available in Homecrest's Quick Ship Program!

SHOWN IN PHOTO:

HIGH BACK SWIVEL ROCKER | 1K901

Carbon | Carbon Welt | Carbon Frame Finish

44" x 62" DOCKSIDE DINING TABLE | 314462D

Carbon Frame Finish

SWIVEL ROCKER BALCONY STOOL | 1K781

Carbon | Carbon Welt | Carbon Frame Finish

9' MARKET UMBRELLA | 854FMA

Turquoise (Recacril) | Matte Black Umbrella Pole

CAST IRON UMBRELLA BASE | 00091

Carbon Frame Finish

ALLURE ADJUSTABLE CHAISE | 11310

Carbon | Carbon Frame Finish



← **EXPERIENCE MOTION**
Experience Homecrest's motion pieces
with our industry-leading swivel rocker
mechanisms.

LIBERTY

DREAMCORE™ CUSHION | ALUMINUM

Liberty's timeless design and unparalleled comfort will enhance outdoor spaces for generations to come. Create an environment of relaxation and serenity with a full complement of deep seating pieces, all made in the USA. The crisp tailoring and clean lines will create an engaging ambiance that celebrates the past and the future.



CHAT CHAIR

C 1639A

H: 42" W: 28" D: 35"
Seat Ht: 18" Arm Ht: 24"



SWIVEL ROCKER CHAT CHAIR

C 1690A

H: 42" W: 28" D: 35"
Seat Ht: 18" Arm Ht: 24"



LOVESEAT

C 1642A

H: 42" W: 52.5" D: 35"
Seat Ht: 18" Arm Ht: 24"



SOFA

C 1643A

H: 42" W: 76.5" D: 35"
Seat Ht: 18" Arm Ht: 24"



OTTOMAN

C 1612A

H: 16.5" W: 27" D: 27.5"
Seat Ht: 16" Arm Ht: N/A



Available in: **C** Cushion



SHOWN IN PHOTO:

SWIVEL ROCKER CHAT CHAIR | 1690A
Chaps (Brisa) | Hickory Frame Finish

52" TIMBER CHAT FIRE PIT | 4654CHM
Sequoia Top | Hickory Frame Finish | Bronze Fire Jewelry

KASHTON HIGH BACK SWIVEL ROCKER | 1K901
Sahara (Discontinued) | Pebble Welt (Discontinued) | Hickory Frame Finish

KASHTON HIGH BACK DINING CHAIR | 1K371
Sahara (Discontinued) | Pebble Welt (Discontinued) | Hickory Frame Finish

42" x 84" TIMBER DINING TABLE | 254284DTM
Sequoia Top | Hickory Frame Finish



Cushions are secured to withstand wind and ensure long-lasting performance.





EXPERIENCE MOTION →

Experience Homecrest's motion pieces with our industry-leading swivel rocker mechanisms.

MAGNETA

DREAMCORE™ CUSHION | ALUMINUM

Sleek, modern, and aerodynamic inspired: introducing our Magneta cushion collection. Its accentuated, curving arms place this series firmly in the Streamline Moderne style, which originally emerged as an international evolution of French Art Deco design. In addition to its cosmopolitan visual appeal, our Magneta cushion pieces feature Homecrest's DreamCore cushions, which are designed for both weather resistance and delivering a luxury seating experience.



CHAT CHAIR

C 4139A

H: 35" W: 30" D: 33"
Seat Ht: 18" Arm Ht: 23.75"



SWIVEL ROCKER CHAT CHAIR

C 4190A

H: 35" W: 30" D: 33"
Seat Ht: 18" Arm Ht: 23.75"



LOVESEAT

C 4142A

H: 35" W: 54" D: 33"
Seat Ht: 18" Arm Ht: 23.75"



SOFA

C 4143A

H: 35" W: 78" D: 33"
Seat Ht: 18" Arm Ht: 23.75"



COLLECTION WATCH

Magneta cushion has coordinating sling pieces shown on pages 44 and 45.



Cushions are secured to withstand wind and ensure long-lasting performance.

Note: A solid color fabric selection is required for the back of each unit, with the cushion being the same color or a coordinating pattern. See pages 159 through 163 for Outdura® and Sunbrella® options. Solid color fabrics that have a woven texture or color direction will run the opposite direction on the back frame slip cover of all Magneta pieces. Grade and appropriate upcharge for the back frame slip cover fabric selection is calculated separately from the cushion fabric grade.

Available in: C Cushion



This piece is available in the Quick Ship Program.





SWIVEL ROCKER CHAT CHAIR

This all-aluminum chat chair features our adjustable AlumaRoc™ mechanism. The gentle motion, paired with the DreamCore cushion, creates the ultimate in comfort.

SHOWN IN PHOTO:

CHAT CHAIR | 4139A

Level Pumice (Sunbrella) | Cast Pumice Back (Sunbrella) | Umber Frame Finish

SWIVEL ROCKER CHAT CHAIR | 4190A

Level Pumice (Sunbrella) | Cast Pumice Back (Sunbrella) | Umber Frame Finish

SOFA | 4143A

Cast Pumice (Sunbrella) | Umber Frame Finish

18" SQUARE PILLOW | 00018

Nurture Charcoal (Sunbrella)

18" SQUARE PILLOW | 00018

Surround Dusk (Sunbrella)

12" x 22" KIDNEY PILLOW | 01222

Level Sunrise (Sunbrella)

32" x 52" CONCRETE COFFEE FIRE PIT | 893252XLCT

Drift Top | Umber Frame Finish | Bronze Fire Jewelry

24" CONCRETE END TABLE | C2424SCT | 5723B BASE

Drift Top | Umber Frame Finish

MAGNETA

SLING & PADDED | ALUMINUM

We've complemented our Magneta cushion collection with these sleek, modern sling options. Magneta, one of our "Designed with Weight" collections, takes inspiration from the dynamic Streamline Moderne school of design, which originally emerged as an international evolution of French Art Deco. This makes our Magneta sling collection not just contemporary, but also cosmopolitan. And of course, our double layer sling pairs wonderfully with the visual appeal by providing a luxury seating experience.



HIGH BACK DINING CHAIR

S 41379 PS 41479
H: 43" W: 28" D: 27.5"
Seat Ht: 17.5" Arm Ht: 23.5"



HIGH BACK SWIVEL ROCKER

S 41910 PS 41900
H: 43" W: 28" D: 30"
Seat Ht: 17.5" Arm Ht: 23.5"



LOW BACK CAFÉ CHAIR

S 41680 PS 41690
H: 37.5" W: 28" D: 27.5"
Seat Ht: 19.5" Arm Ht: 25.5"



SWIVEL ROCKER BALCONY STOOL


S 41780 PS 41790
H: 36.5" W: 28" D: 30"
Seat Ht: 21" Arm Ht: 29.5"

COLLECTION WATCH

Magneta sling seating has coordinating cushion dining pieces shown on pages 42 and 43.

PRODUCT FEATURE

This collection features powder-coated, solid-steel cross bars and internal side rails for added weight. The entire swivel rocker undercarriage is zinc-plated prior to powder-coating. A 2-3/4" x 3/8" solid-steel plate is designed into the undercarriage for additional weight.



TAKE NOTICE

Our café chairs pair with café height tables, not dining height tables. Want to use these café chairs with a dining table? Use Lift Kit (KIT175) to raise the 37XX series base on all Natural Series and Breeze dining tables an additional 1.75" in height, increasing the table height from dining to café in minutes!

Available in: S Sling PS Padded Sling



EXPERIENCE MOTION

Experience Homecrest's motion pieces with our industry-leading swivel rocker mechanisms.



SHOWN IN PHOTO:

HIGH BACK DINING CHAIR | 41379

Nova | Carbon Welt | Carbon Frame Finish

HIGH BACK SWIVEL ROCKER | 41910

Nova | Carbon Welt | Carbon Frame Finish

42" x 62" TIMBER DINING TABLE | 25426DTMNU

Char Top | Carbon Frame Finish

18" SQUARE PILLOW | 00018

Dolce Oasis (Sunbrella)

MAGNETA SWIVEL ROCKER CHAT CHAIR | 4190A

Dupione Celeste (Sunbrella) | Carbon Frame Finish

42" TIMBER COFFEE FIRE PIT | 4642LTM

Char Top | Carbon Frame Finish | Platinum Fire Jewelry

12" x 22" KIDNEY PILLOW | 01222

Bliss Lemon (Sunbrella)



Frames are designed with added weight to withstand wind and stay in place.

REVIVE

DREAMCORE™ CUSHION | ALUMINUM

Homecrest's Revive collection celebrates mid-century modern design, and the artists of all kinds who shaped a generation. Featuring Homecrest's signature DreamCore cushion technology, Revive offers supreme comfort and a striking design aesthetic, with all of the industry-leading quality specifications that are built into every piece of Homecrest furniture. Sit back, relax, and enjoy the sunshine knowing that this gorgeous furniture that celebrates a dynamic era will be enjoyed by generations to come.



CHAT CHAIR
C 6139A
H: 35" W: 30.5" D: 33"
Seat Ht: 18" Arm Ht: 25"



SWIVEL ROCKER CHAT CHAIR
C 6190A
H: 35" W: 30.5" D: 30"
Seat Ht: 18" Arm Ht: 25"



LOVESEAT
C 6142A
H: 35" W: 54.5" D: 33"
Seat Ht: 18" Arm Ht: 25"



SOFA
C 6143A
H: 35" W: 78.5" D: 33"
Seat Ht: 18" Arm Ht: 25"

SHOWN IN PHOTO:

SWIVEL ROCKER CHAT CHAIR | 6190A
Canvas Flax (Sunbrella) | Hickory Frame Finish

42" SLATE COFFEE FIRE PIT | 8942SLSL
Char Top | Hickory Frame Finish | Platinum Fire Jewelry

12" x 22" KIDNEY PILLOW | 01222
Expand Tamale (Sunbrella)

REVIVE RIGHT ARM LOVESEAT | 61AR42R
Poppy | Hickory Frame Finish

REVIVE LEFT ARM SOFA | 61AR43L
Poppy | Hickory Frame Finish

35.5" x 23" MODE CORNER UNIT | 1310020
Hickory Frame Finish

ALLURE OTTOMAN | 1112A
Expand Tamale (Sunbrella) | Hickory Frame Finish

12" x 22" KIDNEY PILLOW | 01222
Canvas Flax (Sunbrella)

18" SQUARE PILLOW | 00018
Canvas Flax (Sunbrella)



Available in: C Cushion



Cushions are secured to withstand wind and ensure long-lasting performance.



EXPERIENCE MOTION

Experience Homecrest's motion pieces with our industry-leading swivel rocker mechanisms. →

REVIVE

AIR | ALUMINUM

The Mid-Century era was a great time to be in furniture design. Decades later, this iconic style is experiencing a renaissance, but with all of the benefits of modern technology. The Revive air collection uses our unique Sensation sling material, which offers incredible stretch, memory, and UV resistance, providing the look and feel of a cushion, with none of the maintenance.



ARMLESS CHAT CHAIR

A 61AR350
H: 35" W: 26.5" D: 30"
Seat Ht: 18" Arm Ht: N/A



CHAT CHAIR

A 61AR390
H: 35" W: 33" D: 33"
Seat Ht: 18" Arm Ht: 25"



SWIVEL ROCKER CHAT CHAIR

A 61AR901
H: 35" W: 33" D: 30"
Seat Ht: 18" Arm Ht: 25"



LEFT ARM CHAT CHAIR

A 61AR39L
H: 35" W: 30" D: 33"
Seat Ht: 18" Arm Ht: 25"



RIGHT ARM CHAT CHAIR

A 61AR39R
H: 35" W: 30" D: 33"
Seat Ht: 18" Arm Ht: 25"



ARMLESS LOVESEAT

A 61AR42N
H: 35" W: 53" D: 30"
Seat Ht: 18" Arm Ht: N/A



LOVESEAT

A 61AR420
H: 35" W: 59.5" D: 33"
Seat Ht: 18" Arm Ht: 25"



LEFT ARM LOVESEAT

A 61AR42L
H: 35" W: 56.5" D: 33"
Seat Ht: 18" Arm Ht: 25"



RIGHT ARM LOVESEAT

A 61AR42R
H: 35" W: 56.5" D: 33"
Seat Ht: 18" Arm Ht: 25"



ARMLESS SOFA

A 61AR43N
H: 35" W: 79" D: 30"
Seat Ht: 18" Arm Ht: N/A



SOFA

A 61AR430
H: 35" W: 85.5" D: 33"
Seat Ht: 18" Arm Ht: 25"



LEFT ARM SOFA

A 61AR43L
H: 35" W: 82.5" D: 33"
Seat Ht: 18" Arm Ht: 25"



RIGHT ARM SOFA

A 61AR43R
H: 35" W: 82.5" D: 33"
Seat Ht: 18" Arm Ht: 25"



MODE CORNER UNIT

1310016 - Side Table Height
H: 16" W: 35.5" D: 23"

1310020 - End Table Height
H: 20" W: 35.5" D: 23"



STONEGATE CORNER UNIT

1310016SG - Side Table Height
H: 16.5" W: 37.5" D: 24"

1310020SG - End Table Height
H: 21.5" W: 37.5" D: 24"

Available in: **A** Air

Note: Depending on the desired configuration and use, we recommend ordering multi-seat units versus single-seat units to eliminate multiple legs for a cleaner look (i.e. order an armless sofa versus three armless chat chairs).

SHOWN IN PHOTO:

SWIVEL ROCKER CHAT CHAIR | 61AR901
Bisque | Hickory Frame Finish

LOVESEAT | 61AR420
Bisque | Hickory Frame Finish

STONEGATE CORNER UNIT | 1310020SG
Pebble Top | Hickory Frame Finish

SOFA | 61AR430
Bisque | Hickory Frame Finish

42" STONEGATE COFFEE FIRE PIT | 8942SLSG
Pebble Top | Hickory Frame Finish | Bronze Fire Jewelry

12" x 22" KIDNEY PILLOW | 00020
Platform Aloe (Sunbrella)

18" SQUARE PILLOW | 00018
Platform Aloe (Sunbrella)

18" SQUARE PILLOW | 00018
Resonate Dune (Sunbrella)



EXPERIENCE MOTION


Experience Homecrest's motion pieces with our industry-leading swivel rocker mechanism.



REVIVE'S 18" SEAT HEIGHT

Love the Elements and Grace air collections? Then you'll love Revive, which features a higher seat height!

AVAILABLE FABRIC OPTIONS Air collections are available in Sensation sling fabrics only. Look for the "A" symbol.



AGATE II

CAMEO II

ZINC II

CARIBBEAN

POPPY

STRATUS

BISQUE

CEDAR II

STELLA

SLING & PADDED | ALUMINUM

Stella features elegantly sloped arms and our signature double layer sling. Stella is one of our "Designed with Weight" collections, making it ideal for windy conditions. Custom aluminum extrusions are used for the arms and base to provide a low-maintenance and corrosion-free material for those high-wear components, while powder-coated, solid-steel cross bars and internal side rails add weight.



HIGH BACK DINING CHAIR

S 7A379 PS 7A479

H: 43" W: 24.5" D: 30"
Seat Ht: 17.5" Arm Ht: 21.5"



HIGH BACK SWIVEL ROCKER

S 7A910 PS 7A900

H: 43" W: 24.5" D: 30"
Seat Ht: 17.5" Arm Ht: 21.5"



HIGH BACK LOVESEAT

S 7A420 PS 7A429

H: 43" W: 45.5" D: 30"
Seat Ht: 17.5" Arm Ht: 21.5"



HIGH BACK SOFA

S 7A430 PS 7A439

H: 43" W: 66.25" D: 30"
Seat Ht: 17.5" Arm Ht: 21.5"



LOW BACK LOVESEAT

S 7A450 PS 7A459

H: 35" W: 45.5" D: 30"
Seat Ht: 17.5" Arm Ht: 21.5"



LOW BACK SOFA

S 7A460 PS 7A469

H: 35" W: 66.25" D: 30"
Seat Ht: 17.5" Arm Ht: 21.5"



LOW BACK CAFÉ CHAIR

S 7A680 PS 7A690

H: 37.5" W: 24.5" D: 30"
Seat Ht: 19.5" Arm Ht: 23.5"



SWIVEL ROCKER BALCONY STOOL

S 7A780 PS 7A790


H: 36.5" W: 24" D: 30"
Seat Ht: 21" Arm Ht: 29"

 This piece is available in the Quick Ship Program.

Available in:  Sling  Padded Sling

PRODUCT FEATURE

This collection features powder-coated, solid-steel cross bars and internal side rails for added weight. The entire swivel rocker undercarriage is zinc-plated prior to powder-coating. A 2-3/4" x 3/8" solid-steel plate is designed into the undercarriage for additional weight.



MIX & MATCH

Check out our Kashton coordinating adjustable chaise on page 38.

TAKE NOTICE

This collection features both dining and café height seating. Our café chairs pair with café height tables, not dining height tables. Want to use these café chairs with a dining table? Use Lift Kit (KIT175) to raise the 37XX series base on all Natural Series and Breeze dining tables an additional 1.75" in height, increasing the table height from dining to café in minutes!



Frames are designed with added weight to withstand wind and stay in place.



SHOWN IN PHOTO:

HIGH BACK SWIVEL ROCKER | 7A910
Chestnut (Discontinued) | Sedona Welt | Sedona Frame Finish

48" SLATE DINING TABLE | 3748RDSL
Dune Top | Sedona Frame Finish

9' MARKET UMBRELLA | UMB100 (DISCONTINUED)
Fretwork Flax (Sunbrella) | Taupe Umbrella Pole

CAST IRON UMBRELLA BASE | 00091
Sedona Frame Finish

← **EXPERIENCE MOTION**

Experience Homecrest's motion pieces with our industry-leading swivel rocker mechanisms.

SUTTON

LUXE OUTDOOR CUSHION | ALUMINUM

Plush, all-weather back and seat cushions, plus strong lines and durable aluminum frames are just the beginning of the story that describes Homecrest's Sutton cushion collection. Creating an outdoor space is easy with Sutton's bold shapes. Gently sloping backs promote restful lounging while Homecrest's plush cushions hug your body with softness and support. From every angle, the innovative design of the Sutton collection strikes a modern pose.



CHAT CHAIR

C 4537A

H: 36" W: 30.5" D: 34"
Seat Ht: 18" Arm Ht: 24.5"



SWIVEL ROCKER CHAT CHAIR

C 4590A

H: 36" W: 30.5" D: 34"
Seat Ht: 18" Arm Ht: 24.5"



HIGH BACK CHAT CHAIR

C 4539A

H: 43" W: 30.5" D: 34"
Seat Ht: 18" Arm Ht: 24.5"



HIGH BACK SWIVEL ROCKER CHAT CHAIR

C 4592A

H: 43" W: 30.5" D: 34"
Seat Ht: 18" Arm Ht: 24.5"



LOVESEAT

C 4542A

H: 36" W: 55.5" D: 34"
Seat Ht: 18" Arm Ht: 24.5"



SOFA

C 4543A

H: 36" W: 80.5" D: 34"
Seat Ht: 18" Arm Ht: 24.5"

 This piece is available in the Quick Ship Program. Available in:  Cushion



PRODUCT FEATURE

The seat and back cushions are held in place with snap fabric tabs using the fabric of the cushion and positioned to conceal the snap.





SHOWN IN PHOTO:

CHAT CHAIR | 4537A
Spotlight Ash (Sunbrella) | Storm Frame Finish

LOVESEAT | 4542A
Spotlight Ash (Sunbrella) | Storm Frame Finish

32" x 52" MODE COFFEE FIRE PIT | 133252L
Storm Frame Finish | Caribbean Fire Jewelry

18" SQUARE PILLOW | 00018
Captiva Admiral (Discontinued)

18" SQUARE PILLOW | 00018
Scoop Aqua (Discontinued)

12" x 22" KIDNEY PILLOW | 01222
Scoop Aqua (Discontinued)



Cushions are secured to withstand wind and ensure long-lasting performance.

SUTTON

SLING & PADDED | ALUMINUM

The Sutton sling collection offers refined comfort in our signature double layer sling. Sutton is one of our "Designed with Weight" collections, making it ideal for windy conditions. Custom aluminum extrusions are used for the arms and base to provide a low-maintenance and corrosion-free material for those high-wear components, while powder-coated, solid-steel cross bars and internal side rails add weight.



LOW BACK DINING CHAIR

S 45370 PS 45470
H: 35" W: 24.75" D: 28"
Seat Ht: 17.5" Arm Ht: 23.625"



LOW BACK SWIVEL ROCKER

S 45360 PS 45390
H: 35" W: 24.75" D: 30"
Seat Ht: 17.5" Arm Ht: 23.75"



HIGH BACK DINING CHAIR

S 45379 PS 45479
H: 43.5" W: 24.75" D: 28"
Seat Ht: 17.5" Arm Ht: 23.625"



HIGH BACK SWIVEL ROCKER

S 45900 PS 45910
H: 43.5" W: 24.75" D: 30"
Seat Ht: 17.5" Arm Ht: 23.75"



SWIVEL ROCKER BALCONY STOOL

S 45780 PS 45790
H: 41" W: 24.75" D: 30"
Seat Ht: 21" Arm Ht: 30"

PRODUCT FEATURE

This collection features powder-coated, solid-steel cross bars and internal side rails for added weight. The entire swivel rocker undercarriage is zinc-plated prior to powder-coating. A 2-3/4" x 3/8" solid-steel plate is designed into the undercarriage for additional weight.



Available in: **S** Sling **PS** Padded Sling



SHOWN IN PHOTO:

HIGH BACK SWIVEL ROCKER | 45900
Agate II | Carbon Welt | Carbon Frame Finish

44" x 62" DOCKSIDE DINING TABLE | 314462D
Carbon Frame Finish



MIX & MATCH

Check out our coordinating armless adjustable chairs on pages 10 and 11.



WIND RESISTANT

Frames are designed with added weight to withstand wind and stay in place.

SHOWN IN PHOTO:

FLORIDA CAFÉ CHAIR | 2F320
Glacier Frame Finish

ECHO CAFÉ CHAIR | 94370
Sedona Frame Finish

MANHATTAN ARMLESS CAFÉ CHAIR | CH590-CH
Carbon Frame Finish

PASSPORT CAFÉ CHAIR | 2G320
Glacier Frame Finish


ALLURE ARMLESS CAFÉ CHAIR | 1235M
Storm Frame Finish

ECHO ARMLESS CAFÉ CHAIR | 94350
Canvas White (Sunbrella) | Carbon Frame Finish

ALLURE CAFÉ CHAIR | 1135M
Niko Frame Finish

MANHATTAN CAFÉ CHAIR | CH320-PD
Canvas Glacier (Sunbrella) | Onyx Frame Finish

44" x 110" MODE CAFÉ TABLE | 1344110F
Onyx Frame Finish





OUTDOOR METAL SEATING

EXPERIENCE
QUALITY
AND
DURABILITY

Our dedication to commercial-grade materials and craftsmanship speaks for itself. Our customers tell us time and time again how truly satisfied they are with the quality and longevity of our products in the demands of various commercial environments.

All of our products go through rigorous commercial testing to ensure that what you specify and purchase is truly worthy of your project or property. Your guests' experience is paramount to us.

Made in the USA

SHOWN IN PHOTO:

CAFÉ CHAIR | 1235M
Carbon Frame Finish

36" SLATE CAFÉ TABLE | C3638SSLNU | 1800B BASE
CharTop | Carbon Frame Finish

MIX & MATCH

Coordinate Allure mesh with Allure sling and cushion pieces, shown on pages 8-11. The Allure collections are a contract favorite!



WIND RESISTANT UPGRADE

Need additional weight for windy conditions? Allure's wind kit set, consisting of a pair of zinc-plated steel bars (11370WS), adds an additional 5.66 lbs, and easily attaches to the chair's frame. Available in all frame finishes.



ALLURE

MESH | ALUMINUM

Homecrest's Allure mesh line is durable and functional. Ideal for patio or poolside, this collection is built for superior weather-resistance, whether your climate is coastal, arid, or anywhere in between. With several options for frame finishes, this sleek collection will transform your commercial and residential locations.



ARMLESS CAFÉ CHAIR

M 1135M

H: 34" W: 20" D: 21"
Seat Ht: 18" Arm Ht: N/A



ARMLESS CAFÉ CHAIR

M 1235M **M** 1235M-4 (4 Pack*)

H: 34" W: 21.5" D: 21"
Seat Ht: 18" Arm Ht: N/A
(Stackable: 4-6)



CAFÉ CHAIR

M 1137M

H: 34" W: 22.5" D: 21"
Seat Ht: 18" Arm Ht: 24.5"



CAFÉ CHAIR

M 1237M **M** 1237M-4 (4 Pack*)

H: 34" W: 24.5" D: 21"
Seat Ht: 18" Arm Ht: 24.5"
(Stackable: 4-6)



ARMLESS BALCONY STOOL

M 1155M

H: 40" W: 20" D: 21"
Seat Ht: 24" Arm Ht: N/A



BALCONY STOOL

M 1158M

H: 40" W: 24.5" D: 21"
Seat Ht: 24" Arm Ht: 30.5"



ARMLESS BAR STOOL

M 1145M

H: 43.5" W: 20" D: 21"
Seat Ht: 29" Arm Ht: N/A



BAR STOOL

M 1148M

H: 43.5" W: 24.5" D: 21"
Seat Ht: 29" Arm Ht: 35.5"



ARMLESS ADJUSTABLE CHAISE

M 1131M **M** 1131M-2 (2 Pack*)

H: 35" W: 28" L: 77"
Seat Ht: 16" Arm Ht: N/A
(Stackable: 4-6)



ARMLESS ADJUSTABLE CHAISE (with Wheels)

M 1130M **M** 1130M-2 (2 Pack*)

H: 35" W: 28" L: 77"
Seat Ht: 16" Arm Ht: N/A
(Stackable: 4-6)



WIND KIT SET

11370WS - 5.66 lbs

PRODUCT FEATURE

The Allure mesh adjustable chaises, arm, and armless café chairs stack 4-6 high!



TAKE NOTICE

Our café chairs pair with café height tables, not dining height tables. Want to use these café chairs with a dining table? Use Lift Kit (KIT175) to raise the 37XX series base on all Natural Series and Breeze dining tables an additional 1.75" in height, increasing the table height from dining to café in minutes!

*When ordering multi-pack, quantity of one equals two or four pieces, as denoted in model #-x.

Available in: **M** Metal

SHOWN IN PHOTO:

ARMLESS CAFÉ CHAIR | 94350

Onyx Frame Finish

36" SLATE CAFÉ TABLE | C3636SSLNU | 1800B BASE

Drift Top | Onyx Frame Finish

ARMLESS BAR STOOL | 94480

Blend Mist (Sunbrella) | Onyx Frame Finish

11' MARKET UMBRELLA | UM8120 (DISCONTINUED)

Blend Mist (Sunbrella) | Taupe Umbrella Pole

CAST IRON UMBRELLA BASE | 00091

Onyx Frame Finish



ECHO COLLECTION PIECES

The Echo collection is available with a metal seat (as shown here) and with an attached padded seat (as shown on the bar stools on the right).



ECHO

METAL | STEEL

Inspired by the organic shapes found in nature, the Echo collection is an expansion of our popular Manhattan line. Make any outdoor setting more inviting with the addition of this beautiful and unique collection. Echo is available in café, balcony, and bar, and is available with a metal seat, padded seat, and removable cushion option. This modern, high-quality collection is sure to become a hospitality favorite.



ARMLESS CAFÉ CHAIR

M 94350 M 94350-2 (2 Pack*)
C 9435P C 9435P-2 (2 Pack*)

H: 35" W: 18.5" D: 21"
Seat Ht: 19" Arm Ht: N/A
(Stackable: 4-6)



CAFÉ CHAIR

M 94370 M 94370-2 (2 Pack*)
C 9437P C 9437P-2 (2 Pack*)

H: 35" W: 20" D: 21"
Seat Ht: 19" Arm Ht: 25.75"
(Stackable: 4-6)



ARMLESS BALCONY STOOL

M 94580 C 9458P

H: 40.5" W: 18.5" D: 21"
Seat Ht: 24" Arm Ht: N/A



ARMLESS BAR STOOL

M 94480 C 9448P

H: 45.5" W: 18.5" D: 21"
Seat Ht: 29" Arm Ht: N/A



REMOVABLE SEAT PAD

C CH-PAD (with Ties)
C CH-PADNT (without Ties)

H: 1" W: 16" D: 17"
Seat Ht: N/A Arm Ht: N/A

PRODUCT FEATURE

The Echo café chairs stack 4-6 chairs high! A metal and padded seat option is available for all Echo chairs.



Available in: **M** Metal Seat **C** Padded Seat

TAKE NOTICE

Our café chairs pair with café height tables, not dining height tables. Want to use these café chairs with a dining table? Use Lift Kit (KIT175) to raise the 37XX series base on all Natural Series and Breeze dining tables an additional 1.75" in height, increasing the table height from dining to café in minutes!

*When ordering multi-pack, quantity of one equals two pieces, as denoted in model #x.



Frames are designed with added weight to withstand wind and stay in place.

SHOWN IN PHOTO:

ARMLESS CAFÉ CHAIR | 5635M
Storm Frame Finish

36" MODE CLUB CAFÉ TABLE | 1336RNU | 2330B BASE
Storm Frame Finish

ELEVATE BAR STOOL | 56470
Poppy | Storm Frame Finish



TAKE NOTICE

Our café chairs pair with café height tables, not dining height tables. Want to use these café chairs with a dining table? Use Lift Kit (KIT175) to raise the 37XX series base on all Natural Series and Breeze dining tables an additional 1.75" in height, increasing the table height from dining to café in minutes!



Frames are designed with added weight to withstand wind and stay in place.



ELEVATE

MESH | ALUMINUM

Our Elevate mesh collection puts a twist on our classic visual designs, while adding features that make it the ideal choice for hospitality, workplace, rooftop, and balcony environments. Created from solid aluminum for resistance against strong winds, these pieces have a unique shape that makes both the armed and armless units fully stackable. In addition, this collection is resistant to salt, sun, snow, and anything else nature can throw at it.



ARMLESS CAFÉ CHAIR

M 5635M M 5635M-2 (2 Pack*)

H: 34" W: 25" D: 21"
Seat Ht: 18" Arm Ht: N/A
(Stackable: 4-6)



CAFÉ CHAIR

M 5637M M 5637M-2 (2 Pack*)

H: 34" W: 25" D: 21"
Seat Ht: 18" Arm Ht: 24"
(Stackable: 4-6)



ARMLESS BALCONY STOOL

M 5655M

H: 40" W: 25" D: 21"
Seat Ht: 24" Arm Ht: N/A



BALCONY STOOL

M 5657M

H: 40" W: 25" D: 21"
Seat Ht: 24" Arm Ht: 30"



ARMLESS BAR STOOL

M 5645M

H: 46" W: 25" D: 21"
Seat Ht: 30" Arm Ht: N/A



BAR STOOL

M 5647M

H: 46" W: 25" D: 21"
Seat Ht: 30" Arm Ht: 36"

PRODUCT FEATURE

The Elevate mesh arm and armless café chairs stack 4-6 high!



Available in: **M** Metal

*When ordering multi-pack, quantity of one equals two pieces, as denoted in model #.x.

MIX & MATCH

Coordinate Elevate mesh with Elevate sling pieces, shown on pages 18-19. The Elevate collections are designed with weight!

QS This piece is available in the Quick Ship Program.



SHOWN IN PHOTO:

CAFÉ CHAIR | 2F320
Glacier Frame Finish

30" MESH CAFÉ TABLE | 1930R | 2330B BASE
Glacier Frame Finish

UMBRELLA BASE PLATE | 23UMBP
Glacier Frame Finish

6.5' MARKET UMBRELLA | 454FM-SQ
Pistachio (Recacril) | Matte Silver Umbrella Pole



UMBRELLA BASE PLATE

This Mesh table features our 1330B base with an integrated umbrella base plate (13UMBP).

TAKE NOTICE

Our café chairs pair with café height tables, not dining height tables. Want to use these café chairs with a dining table? Use Lift Kit (KIT175) to raise the 37XX series base on all Natural Series and Breeze dining tables an additional 1.75" in height, increasing the table height from dining to café in minutes!

FLORIDA

MESH | ALUMINUM

The Florida collection is a long-standing commercial and hospitality favorite. The design is achieved by combining modern materials and original techniques to build a maintenance-free, durable collection, with all the comfort and support expected from Homecrest.



CAFÉ CHAIR

M 2F320 M 2F320-4 (4 Pack*)

H: 33" W: 23" D: 25.5"
Seat Ht: 18" Arm Ht: 25.5"
(Stackable: 4-6)



HIGH BACK DINING CHAIR

M 2F370 M 2F370-2 (2 Pack*)

H: 40" W: 24.5" D: 29"
Seat Ht: 16.5" Arm Ht: 24.5"
(Stackable: 4-6)



HIGH BACK SWIVEL ROCKER

M 2F900

H: 40" W: 24.5" D: 29"
Seat Ht: 16.5" Arm Ht: 24.75"



BAR STOOL

M 2F240

H: 45" W: 23" D: 26"
Seat Ht: 29" Arm Ht: 35.5"



SWIVEL BAR STOOL

M 2F480

H: 44" W: 26" D: 26"
Seat Ht: 29" Arm Ht: 35.5"



ADJUSTABLE CHAISE

M 29400 M 29400-2 (2 Pack*)

H: N/A W: 28.5" L: 77"
Seat Ht: 14.5" Arm Ht: N/A
(Stackable: 4-6)



SIDE TABLE/OTTOMAN

M 2F120

H: 16.5" W: 23" D: 23"
Seat Ht: 16.5" Arm Ht: N/A

PRODUCT FEATURE

The Florida Mesh café chair, high back dining chair, and adjustable chaise stack 4-6 high!



*When ordering multi-pack, quantity of one equals two or four pieces, as denoted in model #-x.

Available in: M Metal



SHOWN IN PHOTO:

BAR STOOL | CH590-PD
Crimson (Outdura) | Carbon Frame Finish

BAR STOOL | CH590-PD
Timbre Sterling (Discontinued) | Carbon Frame Finish

CAFÉ CHAIR | CH320-PD
Timbre Sterling (Discontinued) | Carbon Frame Finish

36" STONEGATE CAFÉ TABLE | C003GRSG TOP | 1800B BASE
Pebble Top | Carbon Frame Finish

36" STONEGATE BAR TABLE | C003GRSG TOP | 0800B BASE
Pebble Top | Carbon Frame Finish



Frames are designed with added weight to withstand wind and stay in place.



← MANHATTAN COLLECTION PIECES
 (C) The Manhattan collection is available with a metal seat and with an attached padded seat (as shown on the left).

MANHATTAN

METAL | STEEL

The Manhattan collection is available in café, balcony, and bar heights, and is built to last with its powder-coated steel construction. Manhattan is available in all Homecrest frame finishes, with a metal seat and optional removable cushion or an attached padded seat.



ARMLESS CAFÉ CHAIR

- M CH590-CH M CH590-CH2 (2 Pack*)
- C CH590-PD C CH590-PD2 (2 Pack*)

H: 35" W: 18.5" D: 21"
 Seat Ht: 18.75" Arm Ht: N/A
 (Stackable: 4-6)



CAFÉ CHAIR

- M CH320-CH M CH320-CH2 (2 Pack*)
- C CH320-PD C CH320-PD2 (2 Pack*)

H: 35" W: 20" D: 21"
 Seat Ht: 18.75" Arm Ht: 25.75"
 (Stackable: 4-6)



ARMLESS BALCONY STOOL

- M CH250-CH C CH250-PD

H: 40.5" W: 18.5" D: 21"
 Seat Ht: 24" Arm Ht: N/A



ARMLESS BAR STOOL

- M CH240-CH C CH240-PD

H: 45.5" W: 18.5" D: 21"
 Seat Ht: 29" Arm Ht: N/A



REMOVABLE SEAT PAD

- C CH-PAD (with Ties)
- C CH-PADNT (without Ties)

H: 1" W: 16" D: 17"
 Seat Ht: N/A Arm Ht: N/A

PRODUCT FEATURE

The Manhattan café chairs stack 4-6 chairs high! A metal and padded seat option is available for all Manhattan chairs.



Available in: M Metal Seat C Padded Seat

TAKE NOTICE

Our café chairs pair with café height tables, not dining height tables. Want to use these café chairs with a dining table? Use Lift Kit (KIT175) to raise the 37XX series base on all Natural Series and Breeze dining tables an additional 1.75" in height, increasing the table height from dining to café in minutes!

*When ordering multi-pack, quantity of one equals two pieces, as denoted in model #-x.

SHOWN IN PHOTO:

CAFÉ CHAIR | 2G320
Onyx Frame Finish

BAR STOOL | 2G240
Onyx Frame Finish

36" MODE CLUB CAFÉ TABLE | 1336S | 2330B BASE
Onyx Frame Finish

UMBRELLA BASE PLATE | 23UMBP
Onyx Frame Finish

6.5' MARKET UMBRELLA | 454FM-SQ
Coral (Recacri) | Matte Silver Umbrella Pole



UMBRELLA BASE PLATE

This Mode Club table features our 2330B base with an integrated umbrella base plate (23UMBP).



PASSPORT

MESH | ALUMINUM

For enhanced utility and functionality in restaurants, pool areas, or just hanging out, the Passport café chair is stackable and available in several coordinating frame finishes. When it comes to creating areas that promote bringing people together, the Passport is a winning collection.



CAFÉ CHAIR

M 2G320 M 2G320-4 (4 Pack*)

H: 34.5" W: 23" D: 25"
Seat Ht: 18" Arm Ht: 25.5"
(Stackable: 4-6)



BAR STOOL

M 2G240

H: 48.25" W: 23" D: 26.5"
Seat Ht: 31" Arm Ht: 38.5"

PRODUCT FEATURE

The Passport café chair stacks 4-6 high!



Available in: **M** Metal

TAKE NOTICE

Our café chairs pair with café height tables, not dining height tables. Want to use these café chairs with a dining table? Use Lift Kit (KIT175) to raise the 37XX series base on all Natural Series and Breeze dining tables an additional 1.75" in height, increasing the table height from dining to café in minutes!

*When ordering multi-pack, quantity of one equals four pieces, as denoted in model #-x.

SHOWN IN PHOTO:

STELLA LOW BACK CAFÉ CHAIR | 7A680
Rapids | Carbon Welt | Carbon Frame Finish

36" STONEGATE CAFÉ TABLE | C0036RSGNU | 1800B BASE
Pebble Top | Carbon Frame Finish

6.5' MARKET UMBRELLA | 454FMA-SQ
Pacific Blue (Recacril) | Matte Silver Umbrella Pole

UMBRELLA BASE | 00091
Carbon Frame Finish



CAFÉ SEATING

Café seating pieces have an average seat height of 19" and are commonly used in restaurants, bars, and other active seating venues. Most café collections are stackable and available with and without arms. Be sure to select café heights for both the table, which has a 30" average height, and the seating collection to ensure proper fit.



ALLURE ARMLESS CAFÉ CHAIR
S 11350
 H: 32.5" W: 20" D: 21"
 Seat Ht: 18" Arm Ht: N/A



ALLURE ARMLESS CAFÉ CHAIR
S 12350 **S** 12350-4*
 H: 32.5" W: 21.5" D: 21"
 Seat Ht: 18" Arm Ht: N/A
 (Stackable: 4-6)



ALLURE CAFÉ CHAIR
S 11370
 H: 32.5" W: 22.5" D: 21"
 Seat Ht: 18" Arm Ht: 24.5"



ALLURE CAFÉ CHAIR
S 12370 **S** 12370-4*
 H: 32.5" W: 24.5" D: 21"
 Seat Ht: 18" Arm Ht: 24.5"
 (Stackable: 4-6)



ALLURE ARMLESS CAFÉ CHAIR
M 1135M
 H: 34" W: 20" D: 21"
 Seat Ht: 18" Arm Ht: N/A



ALLURE ARMLESS CAFÉ CHAIR
M 1235M **M** 1235M-4*
 H: 34" W: 21.5" D: 21"
 Seat Ht: 18" Arm Ht: N/A
 (Stackable: 4-6)



ALLURE CAFÉ CHAIR
M 1137M
 H: 34" W: 22.5" D: 21"
 Seat Ht: 18" Arm Ht: 24.5"



ALLURE CAFÉ CHAIR
M 1237M **M** 1237M-4*
 H: 34" W: 24.5" D: 21"
 Seat Ht: 18" Arm Ht: 24.5"
 (Stackable: 4-6)



ECHO ARMLESS CAFÉ CHAIR
M 94350 **M** 94350-2*
C 9435P **C** 9435P-2*
 H: 35" W: 18.5" D: 21"
 Seat Ht: 19" Arm Ht: N/A
 (Stackable: 4-6)



ECHO CAFÉ CHAIR
M 94370 **M** 94370-2*
C 9437P **C** 9437P-2*
 H: 35" W: 20" D: 21"
 Seat Ht: 19" Arm Ht: 25.75"
 (Stackable: 4-6)



ELEVATE ARMLESS CAFÉ CHAIR
S 56350 **S** 56350-2*
 H: 32.5" W: 25" D: 21"
 Seat Ht: 18" Arm Ht: N/A
 (Stackable: 4-6)



ELEVATE CAFÉ CHAIR
S 56370 **S** 56370-2*
 H: 32.5" W: 25" D: 21"
 Seat Ht: 18" Arm Ht: 24"
 (Stackable: 4-6)



ELEVATE ARMLESS CAFÉ CHAIR
M 5635M **M** 5635M-2*
 H: 34" W: 25" D: 21"
 Seat Ht: 18" Arm Ht: N/A
 (Stackable: 4-6)



ELEVATE CAFÉ CHAIR
M 5637M **M** 5637M-2*
 H: 34" W: 25" D: 21"
 Seat Ht: 18" Arm Ht: 24"
 (Stackable: 4-6)



FLORIDA CAFÉ CHAIR
M 2F320 **M** 2F320-4*
 H: 33" W: 23" D: 25.5"
 Seat Ht: 18" Arm Ht: 25.5"
 (Stackable: 4-6)



GRACE LOW BACK CAFÉ CHAIR
S 10680 **PS** 10690
 H: 37.5" W: 26.75" D: 26"
 Seat Ht: 19.5" Arm Ht: 25"



HARBOR LOW BACK CAFÉ CHAIR
S 32680 **PS** 32690
 H: 37.5" W: 24.5" D: 30"
 Seat Ht: 19.5" Arm Ht: 23.5"



MAGNETA LOW BACK CAFÉ CHAIR
S 41680 **PS** 41690
 H: 37.5" W: 28" D: 27.5"
 Seat Ht: 19.5" Arm Ht: 25.5"



MANHATTAN ARMLESS CAFÉ CHAIR
M CH590-CH **M** CH590-CH2*
C CH590-PD **C** CH590-PD2*
 H: 35" W: 18.5" D: 21"
 Seat Ht: 18.75" Arm Ht: N/A
 (Stackable: 4-6)



MANHATTAN CAFÉ CHAIR
M CH320-CH **M** CH320-CH2*
C CH320-PD **C** CH320-PD2*
 H: 35" W: 20" D: 21"
 Seat Ht: 18.75" Arm Ht: 25.75"
 (Stackable: 4-6)



PASSPORT CAFÉ CHAIR
M 2G320 **M** 2G320-4*
 H: 34.5" W: 23" D: 25"
 Seat Ht: 18" Arm Ht: 25.5"
 (Stackable: 4-6)



STELLA LOW BACK CAFÉ CHAIR
S 7A680 **PS** 7A690
 H: 37.5" W: 24.5" D: 30"
 Seat Ht: 19.5" Arm Ht: 23.5"

TAKE NOTICE

Our café chairs pair with café height tables, not dining height tables. Want to use these café chairs with a dining table? Use Lift Kit (KIT175) to raise the 37XX series base on all Natural Series and Breeze dining tables an additional 1.75" in height, increasing the table height from dining to café in minutes!

Available in: **S** Sling **PS** Padded Sling **M** Metal **C** Padded Seat

*When ordering multi-pack, quantity of one equals two or four pieces, as denoted in model no. x.

SHOWN IN PHOTO:

GRACE LOVESEAT | 10421

Hot Shot Hemp (Discontinued) | Niko Frame Finish

GRACE SOFA | 10431

Hot Shot Hemp (Discontinued) | Niko Frame Finish

GRACE CHAT CHAIR | 10391

Accord Jade (Sunbrella) | Hot Shot Hemp Back (Discontinued) | Niko Frame Finish

GRACE OTTOMAN | 10120

Accord Jade (Sunbrella) | Niko Frame Finish

GRACE LOW BACK DINING CHAIR | 10370

Glacier | Glacier Welt | Niko Frame Finish

20" SQUARE PILLOW | 00020

Accord Jade (Sunbrella)

18" SQUARE PILLOW | 00018

Sierra Turquoise (Discontinued)

42" STONEGATE COFFEE FIRE PIT | 8942SLSG

Pebble Top | Niko Frame Finish | Caribbean Blue Fire Jewelry

42" x 84" STONEGATE DINING TABLE | 374284DSG

Pebble Top | Niko Frame Finish





OUTDOOR TABLES & FIRE PITS

EXPERIENCE
HEAT
AND
VERSATILITY

Experience the outdoors all year long with Homecrest outdoor tables and fire tables. Outdoor dining and conversation spaces have consistently been a rising trend in outdoor living design and function. Our gorgeous tables and fire pits provide a stylish focal point that visually transforms any outdoor space, creating a warm, inviting, and functional atmosphere.

Made in the USA

LOVE OUR ALL-ALUMINUM
BREEZE TOPS





SHOWN IN PHOTO:

ALLURE CAFÉ CHAIR | 11370

Sandbar | Onyx Frame Finish

ALLURE SOFA | 11430

Sandbar | Onyx Frame Finish

32" x 52" BREEZE COFFEE FIRE PIT | 893252XLBR

Onyx Frame Finish | Crystal Ice Fire Jewelry

30" BREEZE CHAT FIRE PIT | 3430CBR

Onyx Frame Finish | Crystal Ice Fire Jewelry

18" SQUARE PILLOW | 00018

Gateway Fuse (Sunbrella)

16" SQUARE PILLOW | 00016

Cast Horizon (Sunbrella)

12" x 16" KIDNEY PILLOW | 01216

Blend Indigo (Sunbrella)

16" SQUARE PILLOW | 00016

Duplicate Papaya (Sunbrella)

BREEZE ALUMINUM

Enjoy the beauty of the outdoors with Homecrest's stunning Breeze collection. The attractive and functional Breeze tables and fire tables feature an all-aluminum construction and are well suited for both dining and deep seating applications. Whether for residential or commercial, Breeze combines style and function to create a fresh look in any outdoor space.



1.5" EDGE PROFILE
SHOWN IN CARBON

END & CHAT TABLES Model #'s include both top and base. Features a 1.5" edge profile.



24" END
3024R (no Hole)
H: 20"



42" CHAT
3042RC (with Hole)
H: 19"

DINING TABLES Model #'s include both top and base. Features a 1.5" edge profile.



42" DINING
3042RD (with Hole)
H: 27.5"



48" DINING
3048RD (with Hole)
H: 27.5"



54" DINING
3054RD (with Hole)
H: 27.5"



42" x 82" DINING
304482D (with Hole)
H: 27.5"

BALCONY TABLES Model #'s include both top and base. Features a 1.5" edge profile.



42" BALCONY
3042RB (with Hole)
H: 34"



48" BALCONY
3048RB (with Hole)
H: 34"



54" BALCONY
3054RB (with Hole)
H: 34"



42" x 82" BALCONY
304482B (with Hole)
H: 34"

BAR TABLES Model #'s include both top and base. Features a 1.5" edge profile.



42" BAR
3042RBR (with Hole)
H: 40"



48" BAR
3048RBR (with Hole)
H: 40"



54" BAR
3054RBR (with Hole)
H: 40"

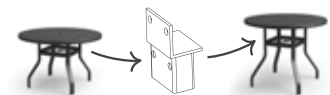



42" x 82" BAR
304482BR (with Hole)
H: 40"



NEED A CAFÉ HEIGHT TABLE?

The Breeze dining table base (27.5" in height) is designed to easily convert to a café table base (29.25" in height) by using Lift Kit (KIT175). Simply attach the hardware to the base frame for an additional 1.75" in height. The Lift Kit can be removed to convert the café table base back to a dining table base. Lift kits are available in all frame finishes.



 This piece is available in the Quick Ship Program.

FIRE PITS | AURORA BASE & ACCESSORIES Features a 1.5" edge profile.

Note: Each fire table comes standard with a 12" x 24" rectangular 60,000 BTU stainless steel black powder-coated burner, external key valve, match-light ignition, natural gas orifice, 20 lbs of fire jewelry (select one or two colors), and a black 3/4" fire burner riser.



32" x 52" COFFEE
893252XLBR - Aurora Base
H: 19"
Use fire table cover 006139



32" x 52" CHAT
893252XCBR - Aurora Base
H: 24.5"
Use fire table cover 006139



14" x 26.25" BURNER COVER
91006
Smooth aluminum



15.5" x 28.5" GLASS GUARD
006086
H: 5.8"
Use in windy conditions



HORIZONTAL LP TANK
005269 - 20 lbs
Use with all 19" height
fire pits, sold separately

FIRE PITS | NOVA BASE & ACCESSORIES Features a 1.5" edge profile.

Note: Each fire table comes standard with a 12" round 30,000 BTU stainless steel black powder-coated burner, external key valve, match-light ignition, natural gas orifice, 10 lbs of fire jewelry (select one color), and a black 3/4" fire burner riser.



30" CHAT
3430CBR - Nova Base
H: 24.5"



36" CHAT
3436CBR - Nova Base
H: 24.5"



12.25" BURNER COVER
91007
Smooth aluminum



14.5" GLASS GUARD
006840
H: 6"
Use in windy conditions

FIRE PITS & FIRE TABLES | VALERO BASE & ACCESSORIES Features a 1.5" edge profile.

Note: Each fire table comes standard with a 20" round 60,000 BTU stainless steel black powder-coated burner, external key valve, match-light ignition, natural gas orifice, 20 lbs of fire jewelry (select one or two colors), and a black 3/4" fire burner riser. Duo-Tone option is available (select a frame color and a side panel color).



42" COFFEE
4642LBR - Valero Base
H: 19"
Use fire table cover 005369



54" COFFEE
4654LBR - Valero Base
H: 19"
Use fire table cover 005108



42" CHAT
4642CBR - Valero Base
H: 24.5"
Use fire table cover 005369



54" CHAT
4654CBR - Valero Base
H: 24.5"
Use fire table cover 005108



42" DINING
4642DBR - Valero Base
H: 27.5"
Use fire table cover 005369



54" DINING
4654DBR - Valero Base
H: 27.5"
Use fire table cover 005108



42" BALCONY
4642BBR - Valero Base
H: 34.5"
Use fire table cover 005369



54" BALCONY
4654BBR - Valero Base
H: 34.5"
Use fire table cover 005108



22" BURNER COVER
91004
Smooth aluminum



22" LAZY SUSAN
91003
H: 1.125"
Smooth aluminum



22.5" GLASS GUARD
005561
H: 6.75"
Use in windy conditions



HORIZONTAL LP TANK
005269 - 20 lbs
Use with all 19" height
fire pits, sold separately

FIRE JEWELRY - 1/4" GLASS

Note: When ordering fire jewelry individually (without a fire table), use the six-digit model number. When ordering with a fire table, use the two-digit color code number that is next to the color name.



13 - CRYSTAL ICE
006117



20 - PLATINUM
006124 - Reflective



16 - COPPER
006120 - Reflective




14 - BRONZE
006118 - Reflective



19 - MIDNIGHT BLACK
006123 - Reflective



15 - GUNMETAL
006119 - Reflective



17 - SAPPHIRE
006121 - Reflective



18 - CARIBBEAN BLUE
006122 - Reflective

PRODUCT FEATURE

Every Homecrest fire table features easy propane access, a removable key valve for flame control, and a standard burner riser to keep the table surface cool. We also offer glass guards, which are recommended for use in windy conditions to contain the flame.



DOCKSIDE ALUMINUM

Homecrest Dockside tables feature clean, sleek styling in a tough, all-aluminum construction. Available in several heights, Dockside offers a wide array of table sizes, as well as attractive bench options. This popular collection also features Homecrest Duo-Tone, allowing the option to select contrasting finishes for the frame and interior slats at no extra charge.

BENCHES & OCCASIONAL TABLES Model #'s include both top and base. Features a 3" edge profile and 2" square leg.

					
16" x 50.5" BENCH M 311650 H: 16"	16" x 50.5" CAFÉ BENCH M 311950 H: 19"	16" x 50.5" CUSHION C 311650C H: 4.5"	16" x 59.5" BENCH M 311660 H: 16"	16" x 59.5" CAFÉ BENCH M 311960 H: 19"	
					
16" x 59.5" CUSHION C 311660C H: 4.5"	17" SIDE/BENCH M 3117S (no Hole) H: 16"	17" CUSHION C 3117SC H: 4.5"	28" END 3128S (no Hole) H: 21"	28" x 44" COFFEE 312844 (no Hole) H: 18"	45" CHAT 314545C (no Hole) H: 21"

DINING TABLES Model #'s include both top and base. Features a 3" edge profile and 2" square leg.

					
32" DINING 313232D (no Hole) H: 27.5"	32" x 62" DINING 313264D (no Hole) H: 27.5"	44" x 62" DINING 314462D (with Hole) H: 27.5"	44" x 70" DINING 314470D (with Hole) H: 27.5"	44" x 87" DINING 314487D (with Hole) H: 27.5"	45" DINING 314545D (with Hole) H: 27.5"

CAFÉ TABLES Model #'s include both top and base. Features a 3" edge profile and 2" square leg.


					
32" CAFÉ 313232F (no Hole) H: 30"	32" x 62" CAFÉ 313264F (no Hole) H: 30"	44" x 62" CAFÉ 314462F (with Hole) H: 30"	44" x 70" CAFÉ 314470F (with Hole) H: 30"	44" x 87" CAFÉ 314487F (with Hole) H: 30"	45" CAFÉ 314545F (with Hole) H: 30"

BALCONY TABLES Model #'s include both top and base. Features a 3" edge profile and 2" square leg.

					
32" BALCONY 313232B (no Hole) H: 34.5"	32" x 62" BALCONY 313264B (no Hole) H: 34.5"	44" x 62" BALCONY 314462B (with Hole) H: 34.5"	44" x 70" BALCONY 314470B (with Hole) H: 34.5"	44" x 87" BALCONY 314487B (with Hole) H: 34.5"	45" BALCONY 314545B (with Hole) H: 34.5"

BAR TABLES Model #'s include both top and base. Features a 3" edge profile and 3" square leg.

					
32" BAR 313232BR (no Hole) H: 40.25"	32" x 62" BAR 313264BR (no Hole) H: 40.25"	44" x 62" BAR 314462BR (with Hole) H: 40.25"	44" x 70" BAR 314470BR (with Hole) H: 40.25"	44" x 87" BAR 314487BR (with Hole) H: 40.25"	45" BAR 314545BR (with Hole) H: 40.25"

 This piece is available in the Quick Ship Program.

Available in:  Metal Seat  Cushion Only





PRODUCT FEATURE

Dockside is available in Duo-Tone. The base is available in a single frame finish or with contrasting inset center slats. When selecting the contrasting option, list the frame color first followed by the slat color. If a second color is not listed, the Dockside table will be painted in the single color.

Homecrest Dockside tables come with a coordinated metal umbrella hole plug. Refer to the product specifications to confirm whether your table comes with or without a hole.

SHOWN IN PHOTO:

ALLURE BALCONY STOOL | 11580
Glacier | Onyx Frame Finish

44" x 87" DOCKSIDE BALCONY TABLE | 314487B
Onyx Frame Finish

ALLURE ARMLESS CAFÉ CHAIR | 1235M
Onyx Frame Finish

36" TIMBER CAFÉ TABLE | C3636STMNU TOP | 1800B BASE
Drift Top | Onyx Frame Finish

ALLURE CHAT CHAIR | 1137A
Spectrum Peacock (Sunbrella) | Onyx Frame Finish

ALLURE ARMLESS CHAT CHAIR | 1135A
Spectrum Graphite (Sunbrella) | Onyx Frame Finish

ALLURE CORNER | 1110A
Spectrum Graphite (Sunbrella) | Onyx Frame Finish

ALLURE LEFT OR RIGHT ARM CHAT CHAIR | 1137LR
Spectrum Graphite (Sunbrella) | Onyx Frame Finish



TAKE NOTICE

The standard Homecrest sling dining and swivel rocker chairs do not fit on the ends of the 32" x 62" tables.

EDEN HDPE | ALUMINUM

Eden's warmly functional seating is sparked by Swedish simplicity, clean lines, and flawless craftsmanship. Constructed with HDPE materials, Eden is a slatted teak-inspired top and an aluminum base that is available in all of Homecrest's textured powder-coated finishes. Available in café, balcony, and bar heights, the modern appearance of the Eden collection bears the essence of cool sophistication and the welcoming warmth of comfort you expect from your Homecrest outdoor furniture.

BENCHES Model #'s include both top and base. Features a 3.5" edge profile.



15.5" x 48" CAFÉ BENCH
261948
H: 19"



15.5" x 48" BALCONY BENCH
262348
H: 23"



15.5" x 48" BAR BENCH/SOFA TABLE
262948
H: 29"

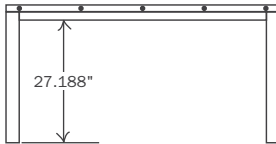
CAFÉ TABLES Model #'s include both top and base. Features a 3.5" edge profile.



35.5" x 60" CAFÉ
263060 (no Hole)
H: 30"



35.5" x 110" CAFÉ
2630110 (no Hole)
H: 30"



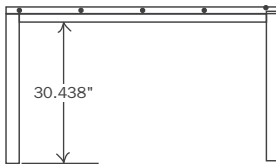
BALCONY TABLES Model #'s include both top and base. Features a 3.5" edge profile.



35.5" x 60" BALCONY
263460 (no Hole)
H: 34"



35.5" x 110" BALCONY
2634110 (no Hole)
H: 34"



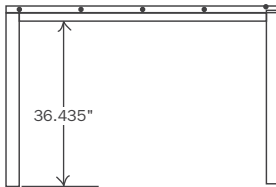
BAR TABLES Model #'s include both top and base. Features a 3.5" edge profile.



35.5" x 60" BAR
264060 (no Hole)
H: 40"



35.5" x 110" BAR
2640110 (no Hole)
H: 40"



AVAILABLE TOP COLORS Colors are representations, refer to an actual sample.



14 - WHITE



32 - LIGHT GRAY



20 - CEDAR



COLLECTION WATCH

View additional Allure sling pieces on pages 10 and 11.

PRODUCT FEATURE

Homecrest's Eden planks are manufactured from high quality recycled HDPE (High Density Polyethylene) to create long-lasting recycled plastic lumber. HDPE is a low-maintenance, environmentally-friendly product and features a textured surface that doesn't rot or splinter, doesn't require paint or stain, and is resistant to termites, fungus, salt, and oils. Eden is available in three colors, with color consistency throughout the cross section.



SHOWN IN PHOTO:

ALLURE ARMLESS BALCONY STOOL | 11550
Carbon | Carbon Frame Finish

35.5" x 60" BALCONY TABLE | 263460
Cedar Top | Carbon Frame Finish

15.5" x 48" BALCONY BENCH | 262348
Cedar | Carbon Frame Finish

11' MARKET UMBRELLA | UM8120 (DISCONTINUED)
Canvas True Blue (Sunbrella) | Taupe Umbrella Pole

CAST IRON UMBRELLA BASE | 00091
Carbon Frame Finish

GLASS AQUATEX | ALUMINUM

Homecrest has you covered with our Glass table top collection. Enjoy the reflective appeal of the classic Aquatex table tops for a low-maintenance look. Our glass tables complement many of our seating collections in both traditional and contemporary settings.

OCCASIONAL TABLES *Model #'s include both top and base. Features a 1.5" edge profile.*



21" SIDE
17213 (no Hole)
H: 16.5"



30" ADJUSTABLE
17304 (no Hole)
H: 19.5" - 29"


DINING TABLES *Model #'s include both top and base. Features a 1.5" edge profile.*



43" x 78" DINING
1778501 (with Hole)
H: 27"



TABLE TOP DESIGN



AQUATEX



TOP CONSTRUCTION

Our Aquatex glass has a slight ripple pattern and is quite opaque. It is 3/16" thick and is tempered. Tempered glass is about four times stronger than regular glass, and offers enhanced safety.

PRODUCT FEATURE

Homecrest glass tables come with a clear vinyl umbrella hole plug and grommet. Refer to the product specifications to confirm whether your table comes with or without a hole.



SHOWN IN PHOTO:
48" GLASS DINING TABLE | 1749501
Aquatex Top | Carbon Frame Finish

MADDOX HDPE | ALUMINUM

Modern lines pair with classic teak-inspired construction for relaxed, yet sophisticated outdoor living. Our Maddox collection is constructed with HDPE material and builds on the natural beauty of plantation-grown teak, with wide slats and a sleek silhouette. Enhance your outdoor entertaining area with this popular seating choice. Your guests will love the style and comfort of a café height, and you'll appreciate the size and color choices.

BENCHES Model #'s include both top and base. Features a 3" edge profile.



22" x 40" BENCH
282240
H: 19"



22" x 40" BENCH
282240B
H: 32"
(Back plank: 7.5" x 34")



22" x 64" BENCH
282264
H: 19"



22" x 64" BENCH
282264B
H: 32"
(Back plank: 7.5" x 58")

CAFÉ TABLES Model #'s include both top and base. Features a 3" edge profile.



44" x 48" CAFÉ
284448 (no Hole)
H: 30"




44" x 72" CAFÉ
284472 (no Hole)
H: 30"



44" x 96" CAFÉ
284496 (no Hole)
H: 30"

AVAILABLE TOP COLORS Colors are representations, refer to an actual sample.



14 - WHITE



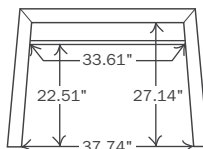
32 - LIGHT GRAY



20 - CEDAR

PRODUCT FEATURE

The dimensions between the legs on the end of the Maddox tables are shown on the right. Homecrest's Maddox planks are manufactured from high quality recycled HDPE (High Density Polyethylene) to create long-lasting recycled plastic lumber. HDPE is a low-maintenance, environmentally-friendly product and features a textured surface that doesn't rot or splinter, doesn't require paint or stain, and is resistant to termites, fungus, salt, and oils. Maddox is available in three colors, with color consistency throughout the cross section.



SHOWN IN PHOTO:

22" x 40" MADDOX BENCH | 2282240B
White | Onyx Frame Finish

44" x 48" MADDOX CAFÉ TABLE | 284448
White Top | Onyx Frame Finish



MESH ALUMINUM

The mesh outdoor table by Homecrest brings low-maintenance style to your outdoor space. An aluminum mesh top allows water to drain so your table is always ready to enjoy. The aluminum, pedestal-inspired base design allows for maximum leg room. Our mesh tables feature a durable powder-coated finish and an umbrella opening.

MESH | TOP + TABLE BASE COMBINATIONS | DINING & CAFÉ

*These bases feature adjustable glides.

Note: Use BOTH top and base model numbers when ordering. Height listed is the complete table height and can vary up to 1/4". Table tops feature a 1.5" edge profile.



●	30" ROUND TOP (with Hole)	TOP: 1930R BASE: 23275B		TOP: 1930R BASE: 2330B		
●	30" ROUND TOP (no Hole)	TOP: 1930RNU BASE: 23275B		TOP: 1930RNU BASE: 2330B		TOP: 1930RNU BASE: 1800B
●	36" ROUND TOP (with Hole)	TOP: 1936R BASE: 23275B		TOP: 1936R BASE: 2330B		
●	36" ROUND TOP (no Hole)	TOP: 1936RNU BASE: 23275B		TOP: 1936RNU BASE: 2330B		TOP: 1936RNU BASE: 1800B
●	42" ROUND TOP (with Hole)		TOP: 1942R BASE: 33275B		TOP: 1942R BASE: 3330B	
●	42" ROUND TOP (no Hole)		TOP: 1942RNU BASE: 33275B		TOP: 1942RNU BASE: 3330B	
●	48" ROUND TOP (with Hole)		TOP: 1948R BASE: 33275B		TOP: 1948R BASE: 3330B	
●	48" ROUND TOP (no Hole)		TOP: 1948RNU BASE: 33275B		TOP: 1948RNU BASE: 3330B	
+	UMBRELLA BASE PLATE (Zinc-plated, Solid-steel)	23UMBP (Required with Umbrella)	33UMBP (Required with Umbrella)	23UMBP (Required with Umbrella)	33UMBP (Required with Umbrella)	N/A

MESH | TOP + TABLE BASE COMBINATIONS | BALCONY & BAR

*These bases feature adjustable glides.

Note: Use BOTH top and base model numbers when ordering. Height listed is the complete table height and can vary up to 1/4". Table tops feature a 1.5" edge profile.



●	30" ROUND TOP (with Hole)	TOP: 1930R BASE: 2334B			TOP: 1930R BASE: 2340B	
●	30" ROUND TOP (no Hole)	TOP: 1930RNU BASE: 2334B		TOP: 1930RNU BASE: 0834B	TOP: 1930RNU BASE: 2340B	TOP: 1930RNU BASE: 0800B
●	36" ROUND TOP (with Hole)	TOP: 1936R BASE: 2334B			TOP: 1936R BASE: 2340B	
●	36" ROUND TOP (no Hole)	TOP: 1936RNU BASE: 2334B		TOP: 1936RNU BASE: 0834B	TOP: 1936RNU BASE: 2340B	TOP: 1936RNU BASE: 0800B
●	42" ROUND TOP (with Hole)		TOP: 1942R BASE: 3334B			TOP: 1942R BASE: 3340B
●	42" ROUND TOP (no Hole)		TOP: 1942RNU BASE: 3334B			TOP: 1942RNU BASE: 3340B
●	48" ROUND TOP (with Hole)		TOP: 1948R BASE: 3334B			TOP: 1948R BASE: 3340B
●	48" ROUND TOP (no Hole)		TOP: 1948RNU BASE: 3334B			TOP: 1948RNU BASE: 3340B
+	UMBRELLA BASE PLATE (Zinc-plated, Solid-steel)	23UMBP (Required with Umbrella)	33UMBP (Required with Umbrella)	N/A	23UMBP (Required with Umbrella)	33UMBP (Required with Umbrella)

PRODUCT FEATURE

Homecrest Mesh tables come with a coordinated smooth metal umbrella hole plug.

UMBRELLA BASE PLATE

An umbrella base plate is required when using 23XXX and 33XXX table bases with an umbrella. This zinc-plated, solid-steel umbrella base is available in all frame finishes and attaches to the table base. It can also be used to add weight to any 23XXX and 33XXX table base. To view, refer to page 87.



18" UMBRELLA BASE PLATE
23UMBP

Use with base 23275B, 2330B, 2334B, & 2340B



24" UMBRELLA BASE PLATE
33UMBP

Use with base 33275B, 3330B, 3334B, & 3340B

Base shown with umbrella base plate.





SHOWN IN PHOTO:

FLORIDA CAFÉ CHAIR | 2F320
Glacier Frame Finish

30" MESH CAFÉ TABLE | 1930R | 2330B BASE
Glacier Frame Finish

UMBRELLA BASE PLATE | 23UMB
Glacier Frame Finish

6.5' MARKET UMBRELLA | 454FM-SQ
Pistachio (Recacril) | Matte Silver Umbrella Pole

LOVE OUR SLEEK MODE TOPS

SHOWN IN PHOTO:

GRACE AIR SWIVEL ROCKER CHAT CHAIR | 10AR901
Agate II | Onyx Frame Finish

STONEGATE CORNER UNIT | 1310020SG
Meteor Top (Discontinued) | Onyx Frame Finish

36" x 60" MODE COFFEE FIRE PIT | 133660C
Onyx Top | Onyx Frame Finish | Platinum Fire Jewelry

GRACE AIR ARMLESS CHAT CHAIR | 51AR350
Agate II | Onyx Frame Finish

GRACE AIR ARMLESS SOFA | 51AR43N
Agate II | Onyx Frame Finish

GRACE AIR LEFT ARM SOFA | 10AR43L
Agate II | Onyx Frame Finish

20" SQUARE PILLOW | 00020
Fischer Graphite (Discontinued)

18" SQUARE PILLOW | 00018
Cast Silver (Sunbrella)

18" SQUARE PILLOW | 00018
Glory Mercury (Discontinued)

18" SQUARE PILLOW | 00018
Crimson (Outdura)

16" SQUARE PILLOW | 00016
Rumor Snow (Discontinued)

12" x 22" KIDNEY PILLOW | 01222
Crimson (Outdura)

12" x 22" KIDNEY PILLOW | 01222
Fretwork Pewter (Sunbrella)

GRACE LOW BACK DINING CHAIR | 10470
Black Onyx (Brisa) | Onyx Back | Onyx Welt | Onyx Frame Finish

44" x 110" MODE DINING TABLE | 1344110D
Onyx Top | Onyx Frame Finish





MODE ALUMINUM

Add an element of sophistication to your outdoor space with Homecrest's Mode collection! With clean lines and contemporary inspiration, Mode sets the standard in casual chic. Mode features floating aluminum rectangular panels and a sleek appearance that brings an elegant style to your outdoor space. Customize your Mode table, and select from a wide variety of heights and sizes to complement your outdoor seating. The aluminum top panels that float over the base frame are available in all frame finishes. Duo-Tone your Mode table or fire pit by selecting one color for the top panels and a coordinating color for the base.



3" EDGE PROFILE
SHOWN IN CARBON & TITAN

SIDE & END TABLES Model #'s include both top and base. Features a 3" edge profile.

22" SIDE 13210 (no Hole) H: 16"	22" END 13220 (no Hole) H: 20"	30" SIDE 13310 (no Hole) H: 16"	30" END 13300 (no Hole) H: 20"	35.5" x 23" SIDE 1310016 (no Hole) H: 16"	35.5" x 23" END 1310020 (no Hole) H: 20"

COFFEE & CHAT TABLES Model #'s include both top and base. Features a 3" edge profile.

22" x 44" COFFEE 132244 (no Hole) H: 15"	44" COFFEE 134444L (no Hole) H: 15" <i>(Base coordinates with dining)</i>	44" CHAT 134444C (no Hole) H: 21" <i>(Base coordinates with dining)</i>	134444L 12.313"	134444C 18.313"

DINING TABLES Model #'s include both top and base. Features a 3" edge profile.

44" DINING 134444D (no Hole) H: 27.5"	44" x 66" DINING 134466D (no Hole) H: 27.5"	44" x 88" DINING 134488D (no Hole) H: 27.5"	44" x 110" DINING 1344110D (no Hole) H: 27.5"	134444D 24.938"

CAFÉ TABLES Model #'s include both top and base. Features a 3" edge profile.

44" CAFÉ 134444F (no Hole) H: 30"	44" x 66" CAFÉ 134466F (no Hole) H: 30"	44" x 88" CAFÉ 134488F (no Hole) H: 30"	44" x 110" CAFÉ 1344110F (no Hole) H: 30"	134444F 27.188"

BALCONY TABLES Model #'s include both top and base. Features a 3" edge profile.

44" BALCONY 134444B (no Hole) H: 34"	44" x 66" BALCONY 134466B (no Hole) H: 34"	44" x 88" BALCONY 134488B (no Hole) H: 34"	44" x 110" BALCONY 1344110B (no Hole) H: 34"	134444B 31.25"

BAR TABLES Model #'s include both top and base. Features a 3" edge profile.

44" BAR 134444BR (no Hole) H: 40"	44" x 66" BAR 134466BR (no Hole) H: 40"	44" x 88" BAR 134488BR (no Hole) H: 40"	44" x 110" BAR 1344110BR (no Hole) H: 40"	134444BR 36.5"



FIRE PITS | AURORA BASE & ACCESSORIES Features a 3" edge profile.

Note: Each fire table comes standard with a 12" x 24" rectangular 60,000 BTU stainless steel black powder-coated burner, external key valve, match-light ignition, natural gas orifice, 20 lbs of fire jewelry (select one or two colors), and a black 3/4" fire burner riser.



32" x 52" COFFEE
133252L - Aurora Base
H: 19"
Use fire table cover 006139



32" x 52" CHAT
133252C - Aurora Base
H: 24.5"
Use fire table cover 006139



36" x 60" COFFEE
133660L - Aurora Base
H: 19"
Use fire table cover 006138



36" x 60" CHAT
133660C - Aurora Base
H: 24.5"
Use fire table cover 006138



14" x 26.25" BURNER COVER
91006
Smooth aluminum



15.5" x 28.5" GLASS GUARD
006086
H: 5.8"
Use in windy conditions



HORIZONTAL LP TANK
005269 - 20 lbs
Use with all 19" height
fire pits, sold separately

PRODUCT FEATURE

Every Homecrest fire table features easy propane access, a removable key valve for flame control, and a standard burner riser to keep the table surface cool. We also offer glass guards, which are recommended for use in windy conditions to contain the flame.



FIRE PITS | NOVA BASE & ACCESSORIES Features a 1.75" edge profile.

Note: Each fire table comes standard with a 12" round 30,000 BTU stainless steel black powder-coated burner, external key valve, match-light ignition, natural gas orifice, 10 lbs of fire jewelry (select one color), and a black 3/4" fire burner riser.



30" CHAT
3430CMD - Nova Base
H: 24.5"



36" CHAT
3436CMD - Nova Base
H: 24.5"



12.25" BURNER COVER
91007
Smooth aluminum




14.5" GLASS GUARD
006840
H: 6"
Use in windy conditions

FIRE JEWELRY - 1/4" GLASS

Note: When ordering fire jewelry individually (without a fire table), use the six-digit model number. When ordering with a fire table, use the two-digit color code number that is next to the color name.



13 - CRYSTAL ICE
006117



20 - PLATINUM
006124 - Reflective



16 - COPPER
006120 - Reflective



14 - BRONZE
006118 - Reflective



19 - MIDNIGHT BLACK
006123 - Reflective



15 - GUNMETAL
006119 - Reflective



17 - SAPPHIRE
006121 - Reflective



18 - CARIBBEAN BLUE
006122 - Reflective



LOVE OUR VERSATILE

MODE CLUB TOPS

SHOWN IN PHOTO:

ALLURE CAFÉ CHAIR | 12370
Caribbean | Carbon Frame Finish

36" MODE CAFÉ TABLE | 1336RNU | 1800B BASE
Carbon Frame Finish

ALLURE CAFÉ CHAIR | 12350
Agate II | Carbon Frame Finish

36" MODE CAFÉ TABLE | 1336SNU | 1800B BASE
Carbon Frame Finish

16" ARBOR UMBRELLA | 896NGU | NGU-DP BASE
Orange (Recacril) | Matte Silver Umbrella Pole



MODE CLUB ALUMINUM

Building on our popular Mode collection, Homecrest's Mode Club is a complementary series of contemporary table tops that are uniquely designed for hospitality applications. Mode Club tables feature clean lines and smooth contours in a variety of shapes and sizes that are specifically selected for outdoor spaces in public places. Like its sister collection, Mode Club tops are available in Duo-Tone color options. Pair these sophisticated tops with the Homecrest base that appropriately meets the height, functional, and aesthetic requirements of your project.

1.75" EDGE PROFILE
SHOWN IN ONYX

MODE CLUB | TOP + TABLE BASE COMBINATIONS | DINING & CAFÉ

*These bases feature adjustable glides.

Note: Use BOTH top and base model numbers when ordering. Height listed is the complete table height and can vary up to 1/4". Table tops feature a 1.75" edge profile. The rectangle and square tops have 1" radius corners.



●	24" SQUARE TOP (with Hole)	TOP: 1324S BASE: 23275B		TOP: 1324S BASE: 2330B		
●	24" SQUARE TOP (no Hole)	TOP: 1324SNU BASE: 23275B		TOP: 1324SNU BASE: 2330B		TOP: 1324SNU BASE: 1800B
■	24" x 30" RECTANGLE TOP (with Hole)	TOP: 132430X BASE: 23275B		TOP: 132430X BASE: 2330B		
■	24" x 30" RECTANGLE TOP (no Hole)	TOP: 132430XNU BASE: 23275B		TOP: 132430XNU BASE: 2330B		TOP: 132430XNU BASE: 1800B
●	30" ROUND TOP (with Hole)	TOP: 1330R BASE: 23275B		TOP: 1330R BASE: 2330B		
●	30" ROUND TOP (no Hole)	TOP: 1330RNU BASE: 23275B		TOP: 1330RNU BASE: 2330B		TOP: 1330RNU BASE: 1800B
●	30" SQUARE TOP (with Hole)	TOP: 1330S BASE: 23275B		TOP: 1330S BASE: 2330B		
●	30" SQUARE TOP (no Hole)	TOP: 1330SNU BASE: 23275B		TOP: 1330SNU BASE: 2330B		TOP: 1330SNU BASE: 1800B
●	36" ROUND TOP (with Hole)	TOP: 1336R BASE: 23275B		TOP: 1336R BASE: 2330B		
●	36" ROUND TOP (no Hole)	TOP: 1336RNU BASE: 23275B		TOP: 1336RNU BASE: 2330B		TOP: 1336RNU BASE: 1800B
●	36" SQUARE TOP (with Hole)	TOP: 1336S BASE: 23275B		TOP: 1336S BASE: 2330B		
●	36" SQUARE TOP (no Hole)	TOP: 1336SNU BASE: 23275B		TOP: 1336SNU BASE: 2330B		TOP: 1336SNU BASE: 1800B
●	42" ROUND TOP (with Hole)		TOP: 1342R BASE: 33275B		TOP: 1342R BASE: 3330B	
●	42" ROUND TOP (no Hole)		TOP: 1342RNU BASE: 33275B		TOP: 1342RNU BASE: 3330B	
●	42" SQUARE TOP (with Hole)		TOP: 1342S BASE: 33275B		TOP: 1342S BASE: 3330B	
●	42" SQUARE TOP (no Hole)		TOP: 1342SNU BASE: 33275B		TOP: 1342SNU BASE: 3330B	
●	48" ROUND TOP (with Hole)		TOP: 1348R BASE: 33275B		TOP: 1348R BASE: 3330B	
●	48" ROUND TOP (no Hole)		TOP: 1348RNU BASE: 33275B		TOP: 1348RNU BASE: 3330B	
+	UMBRELLA BASE PLATE (Zinc-plated, Solid-steel)	23UMBP (Required with Umbrella)	33UMBP (Required with Umbrella)	23UMBP (Required with Umbrella)	33UMBP (Required with Umbrella)	N/A

PRODUCT FEATURE

Homecrest Mode Club table tops come with a clear smooth plastic umbrella hole plug.

This piece is available in the Quick Ship Program.

UMBRELLA BASE PLATE

An umbrella base plate is required when using 23XXX and 33XXX table bases with an umbrella. This zinc-plated, solid-steel umbrella base is available in all frame finishes and attaches to the table base. It can also be used to add weight to any 23XXX and 33XXX table base. To view, refer to page 87.



18" UMBRELLA BASE PLATE
23UMBP

Use with base 23275B, 2330B, 2334B, & 2340B



24" UMBRELLA BASE PLATE
33UMBP

Use with base 33275B, 3330B, 3334B, & 3340B



MODE CLUB | TOP + TABLE BASE COMBINATIONS | BALCONY & BAR

*These bases feature adjustable glides.

Note: Use BOTH top and base model numbers when ordering. Height listed is the complete table height and can vary up to 1/4". Table tops feature a 1.75" edge profile. The rectangle and square tops have 1" radius corners.



Balcony Aluminum Base*
H: 33.25"



Balcony Aluminum Base*
H: 33.25"



Balcony Steel/Aluminum Base
H: 33.75"



Bar Aluminum Base*
H: 39.25"



Bar Aluminum Base*
H: 39.25"



Bar Steel/Aluminum Base
H: 39.75"

●	24" SQUARE TOP (with Hole)	TOP: 1324S BASE: 2334B			TOP: 1324S BASE: 2340B		
●	24" SQUARE TOP (no Hole)	TOP: 1324SNU BASE: 2334B		TOP: 1324SNU BASE: 0834B	TOP: 1324SNU BASE: 2340B		TOP: 1324SNU BASE: 0800B
■	24" x 30" RECTANGLE TOP (with Hole)	TOP: 132430X BASE: 2334B			TOP: 132430X BASE: 2340B		
■	24" x 30" RECTANGLE TOP (no Hole)	TOP: 132430XNU BASE: 2334B		TOP: 132430XNU BASE: 0834B	TOP: 132430XNU BASE: 2340B		TOP: 132430XNU BASE: 0800B
●	30" ROUND TOP (with Hole)	TOP: 1330R BASE: 2334B			TOP: 1330R BASE: 2340B		
●	30" ROUND TOP (no Hole)	TOP: 1330RNU BASE: 2334B		TOP: 1330RNU BASE: 0834B	TOP: 1330RNU BASE: 2340B		TOP: 1330RNU BASE: 0800B
●	30" SQUARE TOP (with Hole)	TOP: 1330S BASE: 2334B			TOP: 1330S BASE: 2340B		
●	30" SQUARE TOP (no Hole)	TOP: 1330SNU BASE: 2334B		TOP: 1330SNU BASE: 0834B	TOP: 1330SNU BASE: 2340B		TOP: 1330SNU BASE: 0800B
●	36" ROUND TOP (with Hole)	TOP: 1336R BASE: 2334B			TOP: 1336R BASE: 2340B		
●	36" ROUND TOP (no Hole)	TOP: 1336RNU BASE: 2334B		TOP: 1336RNU BASE: 0834B	TOP: 1336RNU BASE: 2340B		TOP: 1336RNU BASE: 0800B
●	36" SQUARE TOP (with Hole)	TOP: 1336S BASE: 2334B			TOP: 1336S BASE: 2340B		
●	36" SQUARE TOP (no Hole)	TOP: 1336SNU BASE: 2334B		TOP: 1336SNU BASE: 0834B	TOP: 1336SNU BASE: 2340B		TOP: 1336SNU BASE: 0800B
●	42" ROUND TOP (with Hole)		TOP: 1342R BASE: 3334B			TOP: 1342R BASE: 3340B	
●	42" ROUND TOP (no Hole)		TOP: 1342RNU BASE: 3334B			TOP: 1342RNU BASE: 3340B	
●	42" SQUARE TOP (with Hole)		TOP: 1342S BASE: 3334B			TOP: 1342S BASE: 3340B	
●	42" SQUARE TOP (no Hole)		TOP: 1342SNU BASE: 3334B			TOP: 1342SNU BASE: 3340B	
●	48" ROUND TOP (with Hole)		TOP: 1348R BASE: 3334B			TOP: 1348R BASE: 3340B	
●	48" ROUND TOP (no Hole)		TOP: 1348RNU BASE: 3334B			TOP: 1348RNU BASE: 3340B	
+	UMBRELLA BASE PLATE (Zinc-plated, Solid-steel)	23UMBP (Required with Umbrella)	33UMBP (Required with Umbrella)	N/A	23UMBP (Required with Umbrella)	33UMBP (Required with Umbrella)	N/A



LOVE OUR DURABLE

CONCRETE TOPS





SHOWN IN PHOTO:

CHAT CHAIR | 4139A
Level Pumice (Sunbrella) | Cast Pumice Back (Sunbrella) | Umber Frame Finish

SWIVEL ROCKER CHAT CHAIR | 4190A
Level Pumice (Sunbrella) | Cast Pumice Back (Sunbrella) | Umber Frame Finish

SOFA | 4143A
Cast Pumice (Sunbrella) | Umber Frame Finish

18" SQUARE PILLOW | 00018
Nurture Charcoal (Sunbrella)

18" SQUARE PILLOW | 00018
Surround Dusk (Sunbrella)

12" x 22" KIDNEY PILLOW | 01222
Level Sunrise (Sunbrella)

32" x 52" CONCRETE COFFEE FIRE PIT | 893252XLCT
Drift Top | Umber Frame Finish | Bronze Fire Jewelry

24" CONCRETE END TABLE | C2424SCT | 5723B BASE
Drift Top | Umber Frame Finish

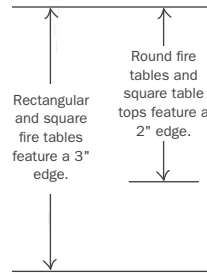
CONCRETE TABLES & FIRE TABLES NATURAL SERIES

This is the perfect table top for achieving a modern, industrial look. Our Concrete tops are a part of our Natural Series collection, which brings a sophisticated organic design element to outdoor spaces utilizing the latest in composite technology. As with all Homecrest fire tables, this piece sports a powerful burner (up to 60,000 BTUs) and comes with your choice of fire jewelry, as well as a secure key, natural gas opening, and black 3/4" aluminum fire burner riser.

AVAILABLE TOP COLORS



21 - DRIFT



Note: Each top is individually handcrafted and will vary in color. Colors are representations, refer to an actual sample.

CONCRETE | TOP + TABLE BASE COMBINATIONS | OCCASIONAL

Note: Use BOTH top and base model numbers when ordering. Height listed is the complete table height and can vary up to 1/4". Table tops feature a 2" straight edge profile.



Side Aluminum Base
H: 15.5"



Side Aluminum Base
H: 15.75"



End Aluminum Base
H: 21"

<p>■ 24" SQUARE TOP (no Hole)</p>	<p>TOP: C2424SCT BASE: 1122B</p>	<p>TOP: C2424SCT BASE: 5724B</p>	<p>TOP: C2424SCT BASE: 5723B</p>
--	--	--	--



FIRE PITS | AURORA BASE & ACCESSORIES Features a 3" straight edge profile.

Note: Each fire table comes standard with a 12" x 24" rectangular 60,000 BTU stainless steel black powder-coated burner, external key valve, match-light ignition, natural gas orifice, 20 lbs of fire jewelry (select one or two colors), and a black 3/4" fire burner riser.



32" x 52" COFFEE
893252XLCT - Aurora Base
H: 19"
Use fire table cover 006139




32" x 52" CHAT
893252XCCT - Aurora Base
H: 24.5"
Use fire table cover 006139



36" x 60" COFFEE
893660XLCT - Aurora Base
H: 19"
Use fire table cover 006138



36" x 60" CHAT
893660XCCT - Aurora Base
H: 24.5"
Use fire table cover 006138



14" x 26.25" BURNER COVER
91006
Smooth aluminum



15.5" x 28.5" GLASS GUARD
006086
H: 5.8"
Use in windy conditions



HORIZONTAL LP TANK
005269 - 20 lbs
Use with all 19" height
fire pits, sold separately

This piece is available in the Quick Ship Program.

FIRE PITS & FIRE TABLES | VALERO BASE & ACCESSORIES Features a 2" straight edge profile.

Note: Each fire table comes standard with a 20" round 60,000 BTU stainless steel black powder-coated burner, external key valve, match-light ignition, natural gas orifice, 20 lbs of fire jewelry (select one or two colors), and a black 3/4" fire burner riser. Duo-Tone option is available (select a frame color and a side panel color).



42" COFFEE
4642LCT - Valero Base
H: 19"
Use fire table cover 005369



54" COFFEE
4654LCT - Valero Base
H: 19"
Use fire table cover 005108



42" CHAT
4642CCT - Valero Base
H: 24.5"
Use fire table cover 005369



54" CHAT
4654CCT - Valero Base
H: 24.5"
Use fire table cover 005108



42" DINING
4642DCT - Valero Base
H: 27.5"
Use fire table cover 005369



54" DINING
4654DCT - Valero Base
H: 27.5"
Use fire table cover 005108



42" BALCONY
4642BCT - Valero Base
H: 34.5"
Use fire table cover 005369



54" BALCONY
4654BCT - Valero Base
H: 34.5"
Use fire table cover 005108



22" BURNER COVER
91004
Smooth aluminum



22" LAZY SUSAN
91003
H: 1.125"
Smooth aluminum



22.5" GLASS GUARD
005561
H: 6.75"
Use in windy conditions



HORIZONTAL LP TANK
005269 - 20 lbs
Use with all 19" height
fire pits, sold separately

FIRE JEWELRY - 1/4" GLASS

Note: When ordering fire jewelry individually (without a fire table), use the six-digit model number. When ordering with a fire table, use the two-digit color code number that is next to the color name.



13 - CRYSTAL ICE
006117



20 - PLATINUM
006124 - Reflective



16 - COPPER
006120 - Reflective



14 - BRONZE
006118 - Reflective



19 - MIDNIGHT BLACK
006123 - Reflective



15 - GUNMETAL
006119 - Reflective



17 - SAPPHIRE
006121 - Reflective



18 - CARIBBEAN BLUE
006122 - Reflective

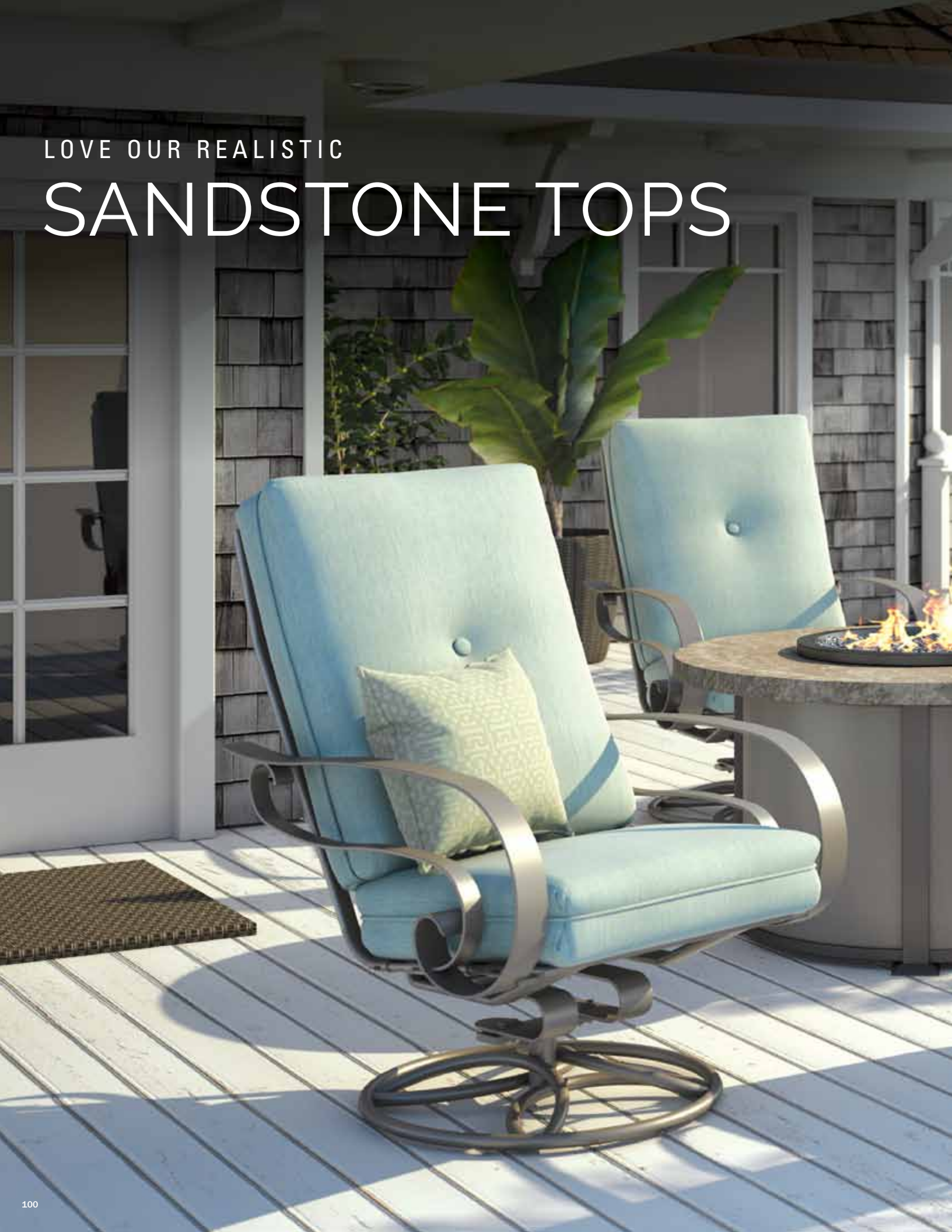
PRODUCT FEATURE

Every Homecrest fire table features easy propane access, a removable key valve for flame control, and a standard burner riser to keep the table surface cool. We also offer glass guards, which are recommended for use in windy conditions to contain the flame.



LOVE OUR REALISTIC

SANDSTONE TOPS





SHOWN IN PHOTO:

EMORY HIGH BACK SWIVEL ROCKER CHAT CHAIR | 2M92A

Cast Mist (Sunbrella) | Niko Frame Finish

42" SANDSTONE CHAT FIRE PIT | 4642CSS

Dune Top | Niko Frame Finish

20" SQUARE PILLOW | 00020

Fretwork Mist (Sunbrella)

SANDSTONE TABLES NATURAL SERIES

Homecrest's Sandstone tops give your outdoor space a solid foundation. The inspiration for this natural-looking top comes from the Southwestern quarries of the United States. Full of beautiful, rough-hewn detail, Sandstone tops offer years of low-maintenance and architecturally pleasing outdoor enjoyment. With its flawlessly natural look, this durable top will provide the perfect finishing touch for any outdoor furniture set.



Note: Each top is individually handcrafted and will vary in color. Colors are representations, refer to an actual sample. For fire table options, including coffee, chat, dining, and balcony options, check out pages 106-107.

SHOWN IN PHOTO:

HARBOR HIGH BACK SWIVEL ROCKER | 32910
Kamali | Niko Welt | Niko Frame Finish

54" SANDSTONE DINING TABLE | 3754RDSS
Dune Top | Niko Frame Finish


9' MARKET UMBRELLA | UM8100 (DISCONTINUED)
Carousel Confetti (Sunset) | Niko Frame Finish

14" HIGH UMBRELLA BASE | 00091
Niko Frame Finish

18" SQUARE PILLOW | 00019
Carousel Confetti (Sunset)



AVAILABLE TOP COLORS



73 - DUNE

20 - SEQUOIA

21 - DRIFT

70 - CHAR

SANDSTONE | COMPLETE TABLES | OCCASIONAL

Note: The complete table units below only require one model number when ordering. Height listed is the complete table height and can vary up to 1/4". Table tops feature a 1.5" natural edge profile.



Side
Aluminum Base
H: 15.5"



End
Aluminum Base
H: 19.5"

1.5" NATURAL EDGE PROFILE
SHOWN IN CHAR

● 24" ROUND (no Hole)	TOP & BASE: 3724RSS	TOP & BASE: 3723RSS
---------------------------------	-------------------------------	-------------------------------

SANDSTONE | TOP + TABLE BASE COMBINATIONS | OCCASIONAL

Note: Use BOTH top and base model numbers when ordering. Height listed is the complete table height and can vary up to 1/4". Table tops feature a 1.5" natural edge profile.



Side
Aluminum Base
H: 15.5"



Side
Aluminum Base
H: 15.75"



End
Aluminum Base
H: 21"



Adjustable
Aluminum Base
H: 18.25" - 30.75"



Coffee
Aluminum Base
H: 16"



Coffee
Aluminum Base
H: 20.75"

■ 24" SQUARE TOP (no Hole)	TOP: C2424SSS BASE: 1122B	TOP: C2424SSS BASE: 5724B	TOP: C2424SSS BASE: 5723B		
■ 24" x 30" RECTANGLE TOP (no Hole)	TOP: C2430XSS BASE: 1122B	TOP: C2430XSS BASE: 5724B	TOP: C2430XSS BASE: 5723B		
■ 26" x 44" RECTANGLE TOP (no Hole)				TOP: C2644XSS BASE: 5744B	TOP: C2644XSS BASE: 5743B
● 30" ROUND TOP (no Hole)				TOP: C0030RSS BASE: 1330B	

SANDSTONE | COMPLETE TABLES | DINING & CAFÉ

Note: The complete table units below only require one model number when ordering. Height listed is the complete table height and can vary up to 1/4". Table tops feature a 1.5" natural edge profile.



Dining/Café*
Aluminum Base
H: 27.25"

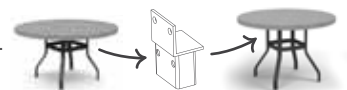


Dining/Café*
Aluminum Base
H: 27.25"

● 42" ROUND (with Hole)	TOP & BASE: 3742RDSS	
● 42" ROUND (no Hole)	TOP & BASE: 3742RDSSNU	
● 47" x 67" ELLIPSE (with Hole)		TOP & BASE: 374767DSS
● 47" x 84" ELLIPSE (with Hole)		TOP & BASE: 374784DSS
● 54" ROUND (with Hole)	TOP & BASE: 3754RDSS	
+ *LIFT KIT (Convert Dining to Café Height)	KIT175 (Adds 1.75" in Height)	KIT175 (Adds 1.75" in Height)

NEED TO CHANGE YOUR DINING TABLE TO A CAFÉ HEIGHT?

The Natural Series 37XX dining table base (27.5" in height) is designed to easily convert to a café table base (29.25" in height) by using Lift Kit (KIT175). Simply attach the hardware to the base frame for an additional 1.75" in height. The Lift Kit can be removed to convert the café table base back to a dining table base. Lift kits are available in all frame finishes.



SANDSTONE TABLES NATURAL SERIES

AVAILABLE TOP COLORS



73 - DUNE



20 - SEQUOIA



21 - DRIFT



70 - CHAR



1.5" NATURAL EDGE PROFILE
SHOWN IN DRIFT

SANDSTONE | TOP + TABLE BASE COMBINATIONS | DINING & CAFÉ

*These bases feature adjustable glides.

Note: Use BOTH top and base model numbers when ordering. Height listed is the complete table height and can vary up to 1/4". Table tops feature a 1.5" natural edge profile.



■	24" SQUARE TOP (with Hole)	TOP: C2424SSSWH BASE: 23275B		TOP: C2424SSSWH BASE: 2330B		
■	24" SQUARE TOP (no Hole)	TOP: C2424SSS BASE: 23275B		TOP: C2424SSS BASE: 2330B		TOP: C2424SSS BASE: 1800B
■	24" x 30" RECTANGLE TOP (with Hole)	TOP: C2430XSSWH BASE: 23275B		TOP: C2430XSSWH BASE: 2330B		
■	24" x 30" RECTANGLE TOP (no Hole)	TOP: C2430XSS BASE: 23275B		TOP: C2430XSS BASE: 2330B		TOP: C2430XSS BASE: 1800B
■	24" x 36" RECTANGLE TOP (with Hole)	TOP: C2436XSSWH BASE: 23275B		TOP: C2436XSSWH BASE: 2330B		
■	24" x 36" RECTANGLE TOP (no Hole)	TOP: C2436XSS BASE: 23275B		TOP: C2436XSS BASE: 2330B		TOP: C2436XSS BASE: 1800B
●	30" ROUND TOP (with Hole)	TOP: C0030RSSWH BASE: 23275B		TOP: C0030RSSWH BASE: 2330B		
●	30" ROUND TOP (no Hole)	TOP: C0030RSS BASE: 23275B		TOP: C0030RSS BASE: 2330B		TOP: C0030RSS BASE: 1800B
■	30" x 42" RECTANGLE TOP (no Hole)					TOP: C3042XSS BASE: 18ADAB
●	36" ROUND TOP (with Hole)	TOP: C0036RSS BASE: 23275B		TOP: C0036RSS BASE: 2330B		
●	36" ROUND TOP (no Hole)	TOP: C0036RSSNU BASE: 23275B		TOP: C0036RSSNU BASE: 2330B		TOP: C0036RSSNU BASE: 1800B
●	42" ROUND TOP (with Hole)		TOP: C0042RSS BASE: 33275B		TOP: C0042RSS BASE: 3330B	
●	42" ROUND TOP (no Hole)		TOP: C0042RSSNU BASE: 33275B		TOP: C0042RSSNU BASE: 3330B	
+	UMBRELLA BASE PLATE (Zinc-plated, Solid-steel)	23UMBP (Required with Umbrella)	33UMBP (Required with Umbrella)	23UMBP (Required with Umbrella)	33UMBP (Required with Umbrella)	N/A

SANDSTONE | COMPLETE TABLES | BALCONY

Note: The complete table units below only require one model number when ordering. Height listed is the complete table height and can vary up to 1/4". Table tops feature a 1.5" natural edge profile.



Balcony
Aluminum Base
H: 34.25"



Balcony
Aluminum Base
H: 34.25"

●	42" ROUND (with Hole)	TOP & BASE: 3742RBSS	
●	42" ROUND (no Hole)	TOP & BASE: 3742RBSSNU	
●	47" x 67" ELLIPSE (with Hole)		TOP & BASE: 374767BSS
●	47" x 84" ELLIPSE (with Hole)		TOP & BASE: 374784BSS
●	54" ROUND (with Hole)	TOP & BASE: 3754RBSS	

SANDSTONE | TOP + TABLE BASE COMBINATIONS | BALCONY & BAR

*These bases feature adjustable glides.

Note: Use BOTH top and base model numbers when ordering. Height listed is the complete table height and can vary up to 1/4". Table tops feature a 1.5" natural edge profile.



Balcony
Aluminum Base*
H: 33.25"



Balcony
Aluminum Base*
H: 33.25"



Balcony
Steel/Aluminum Base
H: 33.75"



Bar
Aluminum Base*
H: 39.25"



Bar
Aluminum Base*
H: 39.25"



Bar
Steel/Aluminum Base
H: 39.75"

■	24" SQUARE TOP (with Hole)	TOP: C2424SSSWH BASE: 2334B			TOP: C2424SSSWH BASE: 2340B	
■	24" SQUARE TOP (no Hole)	TOP: C2424SSS BASE: 2334B		TOP: C2424SSS BASE: 0834B	TOP: C2424SSS BASE: 2340B	TOP: C2424SSS BASE: 0800B
■	24" x 30" RECTANGLE TOP (with Hole)	TOP: C2430XSSWH BASE: 2334B			TOP: C2430XSSWH BASE: 2340B	
■	24" x 30" RECTANGLE TOP (no Hole)	TOP: C2430XSS BASE: 2334B		TOP: C2430XSS BASE: 0834B	TOP: C2430XSS BASE: 2340B	TOP: C2430XSS BASE: 0800B
■	24" x 36" RECTANGLE TOP (with Hole)	TOP: C2436XSSWH BASE: 2334B			TOP: C2436XSSWH BASE: 2340B	
■	24" x 36" RECTANGLE TOP (no Hole)	TOP: C2436XSS BASE: 2334B		TOP: C2436XSS BASE: 0834B	TOP: C2436XSS BASE: 2340B	TOP: C2436XSS BASE: 0800B
●	30" ROUND TOP (with Hole)	TOP: C0030RSSWH BASE: 2334B			TOP: C0030RSSWH BASE: 2340B	
●	30" ROUND TOP (no Hole)	TOP: C0030RSS BASE: 2334B		TOP: C0030RSS BASE: 0834B	TOP: C0030RSS BASE: 2340B	TOP: C0030RSS BASE: 0800B
●	36" ROUND TOP (with Hole)	TOP: C0036RSS BASE: 2334B			TOP: C0036RSS BASE: 2340B	
●	36" ROUND TOP (no Hole)	TOP: C0036RSSNU BASE: 2334B		TOP: C0036RSSNU BASE: 0834B	TOP: C0036RSSNU BASE: 2340B	TOP: C0036RSSNU BASE: 0800B
●	42" ROUND TOP (with Hole)		TOP: C0042RSS BASE: 3334B			TOP: C0042RSS BASE: 3340B
●	42" ROUND TOP (no Hole)		TOP: C0042RSSNU BASE: 3334B			TOP: C0042RSSNU BASE: 3340B
+	UMBRELLA BASE PLATE (Zinc-plated, Solid-steel)	23UMBP (Required with Umbrella)	33UMBP (Required with Umbrella)	N/A	23UMBP (Required with Umbrella)	33UMBP (Required with Umbrella)

UMBRELLA BASE PLATE

An **umbrella base plate** is required when using 23XXX and 33XXX table bases with an umbrella. This zinc-plated, solid-steel umbrella base is available in all frame finishes and attaches to the table base. It can also be used to add weight to any 23XXX and 33XXX table base. To view, refer to page 87.



18" UMBRELLA BASE PLATE
23UMBP

Use with base 23275B, 2330B, 2334B, & 2340B



24" UMBRELLA BASE PLATE
33UMBP

Use with base 33275B, 3330B, 3334B, & 3340B

Base shown with umbrella base plate.



SANDSTONE FIRE TABLES NATURAL SERIES

Inspired by the Southwestern quarries of the United States, Homecrest's natural-looking Sandstone fire tables provide a solid foundation for any outdoor gathering. These low-maintenance fire tables are full of beautiful, rough-hewn detail that will endure for years. Our Sandstone textured top and edge are sure to create an ideal atmosphere around the fire. Homecrest fire tables offer a powerful burner, up to 60,000 BTUs, and come standard with your choice of fire jewelry, as well as a secure key, natural gas orifice, and black 3/4" aluminum fire burner riser.

AVAILABLE TOP COLORS


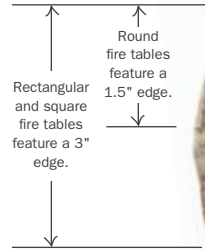


73 - DUNE

20 - SEQUOIA

21 - DRIFT

70 - CHAR



3" NATURAL EDGE PROFILE SHOWN IN DUNE



Note: Each top is individually handcrafted and will vary in color. Colors are representations, refer to an actual sample. For table options, including occasional, dining, café, balcony, and bar options, check out pages 102-105.



PRODUCT FEATURE


Every Homecrest fire table features easy propane access, a removable key valve for flame control, and a standard burner riser to keep the table surface cool. We also offer glass guards, which are recommended for use in windy conditions to contain the flame.



REMOVABLE KEY VALVE



GLASS GUARD



EASY PROPANE ACCESS

FIRE PITS | AURORA BASE & ACCESSORIES Features a 3" natural edge profile.

Note: Each fire table comes standard with a 12" x 24" rectangular 60,000 BTU stainless steel black powder-coated burner, external key valve, match-light ignition, natural gas orifice, 20 lbs of fire jewelry (select one or two colors), and a black 3/4" fire burner riser.



32" x 52" COFFEE
893252XLSS - Aurora Base
H: 19"
Use fire table cover 006139



32" x 52" CHAT
893252XCSS - Aurora Base
H: 24.5"
Use fire table cover 006139



36" x 60" COFFEE
893660XLSS - Aurora Base
H: 19"
Use fire table cover 006138



36" x 60" CHAT
893660XCSS - Aurora Base
H: 24.5"
Use fire table cover 006138



14" x 26.25" BURNER COVER
91006
Smooth aluminum



15.5" x 28.5" GLASS GUARD
006086
H: 5.8"
Use in windy conditions



HORIZONTAL LP TANK
005269 - 20 lbs
Use with all 19" height
fire pits, sold separately

FIRE PITS | NOVA BASE & ACCESSORIES Features a 1.5" natural edge profile.

Note: Each fire table comes standard with a 12" round 30,000 BTU stainless steel black powder-coated burner, external key valve, match-light ignition, natural gas orifice, 10 lbs of fire jewelry (select one color), and a black 3/4" fire burner riser.



30" CHAT
3430CSS - Nova Base
H: 24.5"



36" CHAT
3436CSS - Nova Base
H: 24.5"



12.25" BURNER COVER
91007
Smooth aluminum



14.5" GLASS GUARD
006840
H: 6"
Use in windy conditions

FIRE PITS & FIRE TABLES | VALERO BASE & ACCESSORIES Features a 1.5" natural edge profile.

Note: Each fire table comes standard with a 20" round 60,000 BTU stainless steel black powder-coated burner, external key valve, match-light ignition, natural gas orifice, 20 lbs of fire jewelry (select one or two colors), and a black 3/4" fire burner riser. Duo-Tone option is available (select a frame color and a side panel color).



42" COFFEE
4642LSS - Valero Base
H: 19"
Use fire table cover 005369



54" COFFEE
4654LSS - Valero Base
H: 19"
Use fire table cover 005108



42" CHAT
4642CSS - Valero Base
H: 24.5"
Use fire table cover 005369



54" CHAT
4654CSS - Valero Base
H: 24.5"
Use fire table cover 005108



42" DINING
4642DSS - Valero Base
H: 27.5"
Use fire table cover 005369



54" DINING
4654DSS - Valero Base
H: 27.5"
Use fire table cover 005108



42" BALCONY
4642BSS - Valero Base
H: 34.5"
Use fire table cover 005369



54" BALCONY
4654BSS - Valero Base
H: 34.5"
Use fire table cover 005108



22" BURNER COVER
91004
Smooth aluminum



22" LAZY SUSAN
91003
H: 1.125"
Smooth aluminum



22.5" GLASS GUARD
005561
H: 6.75"
Use in windy conditions




HORIZONTAL LP TANK
005269 - 20 lbs
Use with all 19" height
fire pits, sold separately

FIRE JEWELRY - 1/4" GLASS

Note: When ordering fire jewelry individually (without a fire table), use the six-digit model number. When ordering with a fire table, use the two-digit color code number that is next to the color name.



13 - CRYSTAL ICE
006117



20 - PLATINUM
006124 - Reflective



16 - COPPER
006120 - Reflective



14 - BRONZE
006118 - Reflective



19 - MIDNIGHT BLACK
006123 - Reflective



15 - GUNMETAL
006119 - Reflective



17 - SAPPHIRE
006121 - Reflective



18 - CARIBBEAN BLUE
006122 - Reflective

LOVE OUR HANDCRAFTED SHADOW ROCK TOPS

SHOWN IN PHOTO:

SUTTON HIGH BACK SWIVEL ROCKER CHAT CHAIR | 4592A
Integrated Indigo (Discontinued) | Storm Frame Finish

42" SHADOW ROCK CHAT FIRE PIT | 4642CSH
Midnight Top | Storm Frame Finish | Sapphire Fire Jewelry

9' MARKET UMBRELLA | UM8100 (DISCONTINUED)
Spotlight Ash (Sunbrella) | Taupe Umbrella Pole

CAST IRON UMBRELLA BASE | 00091
Storm Frame Finish

SUTTON CHAT CHAIR | 4537A
Spotlight Ash (Sunbrella) | Storm Frame Finish

SUTTON LOVESEAT | 4542A
Spotlight Ash (Sunbrella) | Storm Frame Finish

32" x 52" MODE COFFEE FIRE PIT | 133252L
Storm Frame Finish | Caribbean Fire Jewelry

18" SQUARE PILLOW | 00018
Captiva Admiral (Discontinued)

18" SQUARE PILLOW | 00018
Scoop Aqua (Discontinued)

12" x 22" KIDNEY PILLOW | 01222
Scoop Aqua (Discontinued)



SHADOW ROCK TABLES NATURAL SERIES

Homecrest's elegant Shadow Rock tops provide an attractive look and are the perfect complement to any outdoor furniture set. With its beautiful, distinct texture and natural colors, the Shadow Rock top creates a stunning centerpiece for your outdoor area and provides a laid-back atmosphere of relaxation and conversation. Available in several heights, top sizes, and finishes, Shadow Rock features top-quality, American-made components that will withstand weather and can be used season after season.



Note: Each top is individually handcrafted and will vary in color. Colors are representations, refer to an actual sample. For fire table options, including coffee, chat, dining, and balcony options, check out pages 114-115.

SHOWN IN PHOTO:

HOLLY HILL HIGH BACK SWIVEL ROCKER | 2292F
Spotlight Galaxy (Sunbrella) | Carbon Frame Finish

HOLLY HILL HIGH BACK DINING CHAIR | 2247F
Midori Indigo (Sunbrella) | Carbon Frame Finish

42" x 82" SHADOW ROCK DINING TABLE | 374282DSH
Midnight Top | Carbon Frame Finish

18" SQUARE PILLOW | 00018
Adeption Apricot (Sunbrella)



AVAILABLE TOP COLORS



71 - PEBBLE

74 - BOULDER

72 - MIDNIGHT

SHADOW ROCK | COMPLETE TABLES | OCCASIONAL

Note: The complete table units below only require one model number when ordering. Height listed is the complete table height and can vary up to 1/4". Table tops feature a 1.5" natural edge profile.



1.5" NATURAL EDGE PROFILE
SHOWN IN MIDNIGHT

● 24" ROUND (no Hole)	TOP & BASE: 3724RSH	TOP & BASE: 3723RSH
---------------------------------	-------------------------------	-------------------------------

SHADOW ROCK | TOP + TABLE BASE COMBINATIONS | OCCASIONAL

Note: Use BOTH top and base model numbers when ordering. Height listed is the complete table height and can vary up to 1/4". Table tops feature a 1.5" natural edge profile.



■ 24" SQUARE TOP (no Hole)	TOP: C2424SSH BASE: 1122B	TOP: C2424SSH BASE: 5724B	TOP: C2424SSH BASE: 5723B		
■ 24" x 30" RECTANGLE TOP (no Hole)	TOP: C2430XSH BASE: 1122B	TOP: C2430XSH BASE: 5724B	TOP: C2430XSH BASE: 5723B		
■ 26" x 44" RECTANGLE TOP (no Hole)					TOP: C2644XSH BASE: 5744B
● 30" ROUND TOP (no Hole)				TOP: C0030RSH BASE: 1330B	
■ 30" SQUARE TOP (no Hole)		TOP: C3030SSH BASE: 5724B	TOP: C3030SSH BASE: 5723B		
■ 30" x 48" RECTANGLE TOP (no Hole)					TOP: C3048XSH BASE: 5744B

SHADOW ROCK | COMPLETE TABLES | DINING & CAFÉ

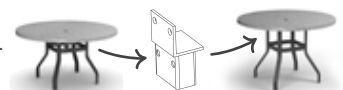
Note: The complete table units below only require one model number when ordering. Height listed is the complete table height and can vary up to 1/4". Table tops feature a 1.5" natural edge profile.



● 42" ROUND (with Hole)	TOP & BASE: 3742RDSH				
● 42" ROUND (no Hole)	TOP & BASE: 3742RDSHNU				
■ 42" x 62" RECTANGLE (with Hole)			TOP & BASE: 254262DSH	TOP & BASE: 374262DSH	TOP & BASE: 254262FSH
● 42" x 72" OVAL (with Hole)		TOP & BASE: 374272DSH			
■ 42" x 82" RECTANGLE (with Hole)			TOP & BASE: 254282DSH	TOP & BASE: 374282DSH	TOP & BASE: 254282FSH
● 44" x 84" OVAL (with Hole)		TOP & BASE: 374484DSH			
● 48" ROUND (with Hole)	TOP & BASE: 3748RDSH				
+	*LIFT KIT (Convert Dining to Café Height)	KIT175 (Adds 1.75" in Height)	KIT175 (Adds 1.75" in Height)	N/A	KIT175 (Adds 1.75" in Height)

NEED TO CHANGE YOUR DINING TABLE TO A CAFÉ HEIGHT?

The Natural Series 37XX dining table base (27.5" in height) is designed to easily convert to a café table base (29.25" in height) by using Lift Kit (KIT175). Simply attach the hardware to the base frame for an additional 1.75" in height. The Lift Kit can be removed to convert the café table base back to a dining table base. Lift kits are available in all frame finishes.



SHADOW ROCK TABLES NATURAL SERIES


AVAILABLE TOP COLORS



71 - PEBBLE



74 - BOULDER



72 - MIDNIGHT



1.5" NATURAL EDGE PROFILE
SHOWN IN PEBBLE

SHADOW ROCK | TOP + TABLE BASE COMBINATIONS | DINING & CAFÉ

*These bases feature adjustable glides.

Note: Use BOTH top and base model numbers when ordering. Height listed is the complete table height and can vary up to 1/4". Table tops feature a 1.5" natural edge profile.



Dining
Aluminum Base*
H: 27.5"



Dining
Aluminum Base*
H: 27.5"



Café
Aluminum Base*
H: 29.25"



Café
Aluminum Base*
H: 29.25"



Café
Steel/Aluminum Base
H: 29.75"



Café
Aluminum Base
H: 30"

■	24" SQUARE TOP (with Hole)	TOP: C2424SSHWH BASE: 23275B		TOP: C2424SSHWH BASE: 2330B		
■	24" SQUARE TOP (no Hole)	TOP: C2424SSH BASE: 23275B		TOP: C2424SSH BASE: 2330B		TOP: C2424SSH BASE: 1800B
■	24" x 30" RECTANGLE TOP (with Hole)	TOP: C2430XSHWH BASE: 23275B		TOP: C2430XSHWH BASE: 2330B		
■	24" x 30" RECTANGLE TOP (no Hole)	TOP: C2430XSH BASE: 23275B		TOP: C2430XSH BASE: 2330B		TOP: C2430XSH BASE: 1800B
■	24" x 36" RECTANGLE TOP (with Hole)	TOP: C2436XSHWH BASE: 23275B		TOP: C2436XSHWH BASE: 2330B		
■	24" x 36" RECTANGLE TOP (no Hole)	TOP: C2436XSH BASE: 23275B		TOP: C2436XSH BASE: 2330B		TOP: C2436XSH BASE: 1800B
●	30" ROUND TOP (with Hole)	TOP: C0030RSHWH BASE: 23275B		TOP: C0030RSHWH BASE: 2330B		
●	30" ROUND TOP (no Hole)	TOP: C0030RSH BASE: 23275B		TOP: C0030RSH BASE: 2330B		TOP: C0030RSH BASE: 1800B
■	30" SQUARE TOP (with Hole)	TOP: C3030SSHWH BASE: 23275B		TOP: C3030SSHWH BASE: 2330B		
■	30" SQUARE TOP (no Hole)	TOP: C3030SSH BASE: 23275B		TOP: C3030SSH BASE: 2330B		TOP: C3030SSH BASE: 1800B
■	30" x 48" RECTANGLE TOP (no Hole)	TOP: C3048XSH BASE: 23275B (x2)		TOP: C3048XSH BASE: 2330B (x2)		TOP: C3048XSH BASE: 18ADAB
●	36" ROUND TOP (with Hole)	TOP: C0036RSH BASE: 23275B		TOP: C0036RSH BASE: 2330B		
●	36" ROUND TOP (no Hole)	TOP: C0036RSHNU BASE: 23275B		TOP: C0036RSHNU BASE: 2330B		TOP: C0036RSHNU BASE: 1800B
■	36" SQUARE TOP (with Hole)	TOP: C3636SSH BASE: 23275B		TOP: C3636SSH BASE: 2330B		TOP: C3636SSH BASE: 18ADAB
■	36" SQUARE TOP (no Hole)	TOP: C3636SSHNU BASE: 23275B		TOP: C3636SSHNU BASE: 2330B		TOP: C3636SSHNU BASE: 1800B
●	42" ROUND TOP (with Hole)		TOP: C0042RSH BASE: 33275B		TOP: C0042RSH BASE: 3330B	
●	42" ROUND TOP (no Hole)		TOP: C0042RSHNU BASE: 33275B		TOP: C0042RSHNU BASE: 3330B	
■	42" SQUARE TOP (with Hole)		TOP: C4242SSH BASE: 33275B		TOP: C0048RSH BASE: 3330B	
■	42" SQUARE TOP (no Hole)		TOP: C4242SSHNU BASE: 33275B		TOP: C0048RSHNU BASE: 3330B	
●	48" ROUND TOP (with Hole)		TOP: C0048RSH BASE: 33275B		TOP: C0048RSH BASE: 3330B	
●	48" ROUND TOP (no Hole)		TOP: C0048RSHNU BASE: 33275B		TOP: C0048RSHNU BASE: 3330B	
+	UMBRELLA BASE PLATE (Zinc-plated, Solid-steel)	23UMB (Required with Umbrella)	33UMB (Required with Umbrella)	23UMB (Required with Umbrella)	33UMB (Required with Umbrella)	N/A

UMBRELLA BASE PLATE

An umbrella base plate is required when using 23XXX and 33XXX table bases with an umbrella. This zinc-plated, solid-steel umbrella base is available in all frame finishes and attaches to the table base. It can also be used to add weight to any 23XXX and 33XXX table base. To view, refer to page 87.



18" UMBRELLA BASE PLATE
23UMB

Use with base 23275B, 2330B, 2334B, & 2340B



24" UMBRELLA BASE PLATE
33UMB

Use with base 33275B, 3330B, 3334B, & 3340B

Base shown with umbrella base plate.



SHADOW ROCK | COMPLETE TABLES | BALCONY & BAR

Note: The complete table units below only require one model number when ordering. Height listed is the complete table height and can vary up to 1/4". Table tops feature a 1.5" natural edge profile.



Balcony Aluminum Base
H: 34.25"



Balcony Aluminum Base
H: 34.25"



Balcony Aluminum Base
H: 34.25"



Balcony Aluminum Base
H: 34.25"



Bar Aluminum Base
H: 40"

●	42" ROUND (with Hole)	TOP & BASE: 3742RBSH				
●	42" ROUND (no Hole)	TOP & BASE: 3742RBSHNU				
■	42" x 62" RECTANGLE (with Hole)			TOP & BASE: 254262BSH	TOP & BASE: 374262BSH	TOP & BASE: 254262BRSH
●	42" x 72" OVAL (with Hole)		TOP & BASE: 374272BSH			
■	42" x 82" RECTANGLE (with Hole)			TOP & BASE: 254282BSH	TOP & BASE: 374282BSH	TOP & BASE: 254282BRSH
●	44" x 84" OVAL (with Hole)		TOP & BASE: 374484BSH			
●	48" ROUND (with Hole)	TOP & BASE: 3748RBSH				

SHADOW ROCK | TOP + TABLE BASE COMBINATIONS | BALCONY & BAR

*These bases feature adjustable glides.

Note: Use BOTH top and base model numbers when ordering. Height listed is the complete table height and can vary up to 1/4". Table tops feature a 1.5" natural edge profile.



Balcony Aluminum Base*
H: 33.25"



Balcony Aluminum Base*
H: 33.25"



Balcony Steel/Aluminum Base
H: 33.75"



Bar Aluminum Base*
H: 39.25"



Bar Aluminum Base*
H: 39.25"



Bar Steel/Aluminum Base
H: 39.75"

■	24" SQUARE TOP (with Hole)	TOP: C2424SSHWH BASE: 2334B			TOP: C2424SSHWH BASE: 2340B		
■	24" SQUARE TOP (no Hole)	TOP: C2424SSH BASE: 2334B		TOP: C2424SSH BASE: 0834B	TOP: C2424SSH BASE: 2340B	TOP: C2424SSH BASE: 0800B	
■	24" x 30" RECTANGLE TOP (with Hole)	TOP: C2430XSHWH BASE: 2334B			TOP: C2430XSHWH BASE: 2340B		
■	24" x 30" RECTANGLE TOP (no Hole)	TOP: C2430XSH BASE: 2334B		TOP: C2430XSH BASE: 0834B	TOP: C2430XSH BASE: 2340B	TOP: C2430XSH BASE: 0800B	
■	24" x 36" RECTANGLE TOP (with Hole)	TOP: C2436XSHWH BASE: 2334B			TOP: C2436XSHWH BASE: 2340B		
■	24" x 36" RECTANGLE TOP (no Hole)	TOP: C2436XSH BASE: 2334B		TOP: C2436XSH BASE: 0834B	TOP: C2436XSH BASE: 2340B	TOP: C2436XSH BASE: 0800B	
●	30" ROUND TOP (with Hole)	TOP: C0030RSHWH BASE: 2334B			TOP: C0030RSH BASE: 2340B		
●	30" ROUND TOP (no Hole)	TOP: C0030RSH BASE: 2334B		TOP: C0030RSH BASE: 0834B	TOP: C0030RSH BASE: 2340B	TOP: C0030RSH BASE: 0800B	
■	30" SQUARE TOP (with Hole)	TOP: C3030SSHWH BASE: 2334B			TOP: C3030SSHWH BASE: 2340B		
■	30" SQUARE TOP (no Hole)	TOP: C3030SSH BASE: 2334B		TOP: C3030SSH BASE: 0834B	TOP: C3030SSH BASE: 2340B	TOP: C3030SSH BASE: 0800B	
■	30" x 48" RECTANGLE TOP (no Hole)	TOP: C3048XSH BASE: 2334B (x2)		TOP: C3048XSH BASE: 0834B (x2)	TOP: C3048XSH BASE: 2340B (x2)	TOP: C3048XSH BASE: 0800B (x2)	
●	36" ROUND TOP (with Hole)	TOP: C0036RSH BASE: 2334B			TOP: C0036RSH BASE: 2340B		
●	36" ROUND TOP (no Hole)	TOP: C0036RSHNU BASE: 2334B		TOP: C0036RSHNU BASE: 0834B	TOP: C0036RSHNU BASE: 2340B	TOP: C0036RSHNU BASE: 0800B	
■	36" SQUARE TOP (with Hole)	TOP: C3636SSH BASE: 2334B			TOP: C3636SSH BASE: 2340B		
■	36" SQUARE TOP (no Hole)	TOP: C3636SSHNU BASE: 2334B		TOP: C3636SSHNU BASE: 0834B	TOP: C3636SSHNU BASE: 2340B	TOP: C3636SSHNU BASE: 0800B	
●	42" ROUND TOP (with Hole)		TOP: C0042RSH BASE: 3334B			TOP: C0042RSH BASE: 3340B	
●	42" ROUND TOP (no Hole)		TOP: C0042RSHNU BASE: 3334B			TOP: C0042RSHNU BASE: 3340B	
■	42" SQUARE TOP (with Hole)		TOP: C4242SSH BASE: 3334B			TOP: C4242SSH BASE: 3340B	
■	42" SQUARE TOP (no Hole)		TOP: C4242SSHNU BASE: 3334B			TOP: C4242SSHNU BASE: 3340B	
●	48" ROUND TOP (with Hole)		TOP: C0048RSH BASE: 3334B			TOP: C0048RSH BASE: 3340B	
●	48" ROUND TOP (no Hole)		TOP: C0048RSHNU BASE: 3334B			TOP: C0048RSHNU BASE: 3340B	
+	UMBRELLA BASE PLATE (Zinc-plated, Solid-steel)	23UMB (Required with Umbrella)	33UMB (Required with Umbrella)	N/A	23UMB (Required with Umbrella)	33UMB (Required with Umbrella)	N/A

SHADOW ROCK FIRE TABLES NATURAL SERIES

The distinct texture and natural colors of Homecrest's Shadow Rock fire tables complement any outdoor furniture set beautifully. Shadow Rock creates an impressive centerpiece with its elegant design. These handcrafted fire table tops feature subtle texture with a natural edge and are able to withstand the test of time and weather, season after season. Homecrest fire tables offer a powerful burner, up to 60,000 BTUs, and come standard with your choice of fire jewelry, as well as a secure key, natural gas orifice, and black 3/4" aluminum fire burner riser.

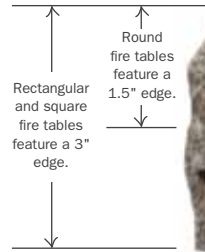
AVAILABLE TOP COLORS



71 - PEBBLE

74 - BOULDER

72 - MIDNIGHT




Note: Each top is individually handcrafted and will vary in color. Colors are representations, refer to an actual sample. For table options, including occasional, dining, café, balcony, and bar options, check out pages 110-113.



PRODUCT FEATURE

Every Homecrest fire table features easy propane access, a removable key valve for flame control, and a standard burner riser to keep the table surface cool. We also offer glass guards, which are recommended for use in windy conditions to contain the flame.



FIRE PITS | AURORA BASE & ACCESSORIES Features a 3" natural edge profile.

Note: Each fire table comes standard with a 12" x 24" rectangular or 20" round 60,000 BTU stainless steel black powder-coated burner, external key valve, match-light ignition, natural gas orifice, 20 lbs of fire jewelry (select one or two colors), and a black 3/4" fire burner riser.



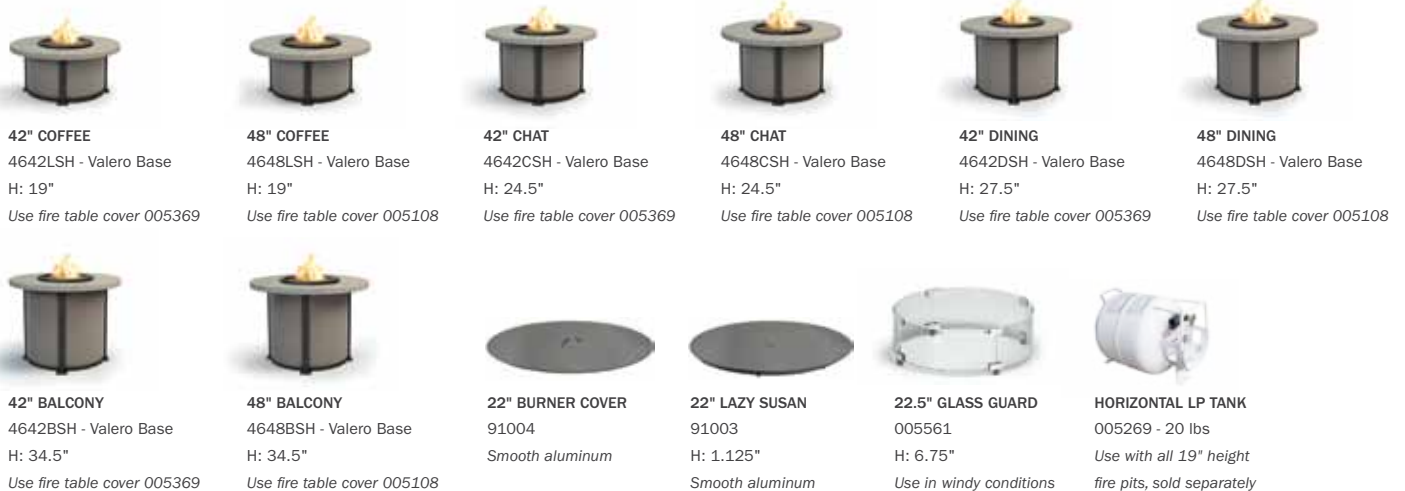
FIRE PITS | NOVA BASE & ACCESSORIES Features a 1.5" natural edge profile.

Note: Each fire table comes standard with a 12" round 30,000 BTU stainless steel black powder-coated burner, external key valve, match-light ignition, natural gas orifice, 10 lbs of fire jewelry (select one color), and a black 3/4" fire burner riser.



FIRE PITS & FIRE TABLES | VALERO BASE & ACCESSORIES Features a 1.5" natural edge profile.

Note: Each fire table comes standard with a 20" round 60,000 BTU stainless steel black powder-coated burner, external key valve, match-light ignition, natural gas orifice, 20 lbs of fire jewelry (select one or two colors), and a black 3/4" fire burner riser. Duo-Tone option is available (select a frame color and a side panel color).




FIRE JEWELRY | 1/4" GLASS

Note: When ordering fire jewelry individually (without a fire table), use the six-digit model number. When ordering with a fire table, use the two-digit color code number that is next to the color name.



LOVE OUR AUTHENTIC

SLATE TOPS





SHOWN IN PHOTO:

ALLURE LEFT OR RIGHT ARM CLUB CHAIR | 112716

Blend Indigo (Sunbrella) | Glacier Frame Finish

ALLURE ARMLESS CLUB CHAIR | 1135A

Blend Indigo (Sunbrella) | Glacier Frame Finish

ALLURE CORNER | 1110A

Blend Indigo (Sunbrella) | Glacier Frame Finish

32" x 52" SLATE COFFEE FIRE PIT | 893252XLSL

Char Top | Glacier Frame Finish | Sapphire Fire Jewelry

12" x 30" KIDNEY PILLOW | 01230

Gateway Indigo (Sunbrella)

18" SQUARE PILLOW | 00018

Spotlight Flame (Discontinued)

18" SQUARE PILLOW | 00018

Gateway Indigo (Sunbrella)

18" SQUARE PILLOW | 00018

Gateway Indigo (Sunbrella)

ALLURE ARMLESS BALCONY STOOL | 1165M

Orly Frame Finish

36" SLATE BALCONY TABLE | 82636SSLNU | 08348 BASE

Char Top | Orly Frame Finish

SLATE TABLES NATURAL SERIES

A welcome addition to any outdoor space, Homecrest's Slate tops features a rustic elegance that could only be inspired by nature. Cast from the pattern and subtle texture of natural slate and produced using industry-leading technology, Homecrest Slate tops are as beautifully authentic in appearance as they are tough and durable. These smooth surface tops are a favorite in outdoor spaces across the country and mix seamlessly with pieces from our seating collections.



Note: Each top is individually handcrafted and will vary in color. Colors are representations, refer to an actual sample. For fire table options, including coffee, chat, dining, and balcony options, check out pages 122-123.

SHOWN IN PHOTO:

STELLA HIGH BACK SWIVEL ROCKER | 7A910
Chestnut (Discontinued) | Sedona Welt | Sedona Frame Finish




48" SLATE DINING TABLE | 3748RDSL
Dune Top | Sedona Frame Finish

9' MARKET UMBRELLA | UM8100 (DISCONTINUED)
Fretwork Flax (Sunbrella) | Taupe Umbrella Pole

CAST IRON UMBRELLA BASE | 00091
Sedona Frame Finish



AVAILABLE TOP COLORS




73 - DUNE

20 - SEQUOIA

21 - DRIFT

70 - CHAR



1.5" NATURAL EDGE PROFILE
SHOWN IN CHAR

SLATE | COMPLETE TABLES | OCCASIONAL

Note: The complete table units below only require one model number when ordering. Height listed is the complete table height and can vary up to 1/4". Table tops feature a 1.5" natural edge profile.



Side
Aluminum Base
H: 15.5"



End
Aluminum Base
H: 19.5"

● 24" ROUND (no Hole)	TOP & BASE: 3724RSL	TOP & BASE: 3723RSL
---------------------------------	-------------------------------	-------------------------------

SLATE | TOP + TABLE BASE COMBINATIONS | OCCASIONAL

Note: Use BOTH top and base model numbers when ordering. Height listed is the complete table height and can vary up to 1/4". Table tops feature a 1.5" natural edge profile.



Side
Aluminum Base
H: 15.5"



Side
Aluminum Base
H: 15.75"



End
Aluminum Base
H: 21"



Adjustable
Aluminum Base
H: 18.25" - 30.75"



Coffee
Aluminum Base
H: 16"



Coffee
Aluminum Base
H: 20.75"

■ 24" SQUARE TOP (no Hole)	TOP: C2424SSL BASE: 1122B	TOP: C2424SSL BASE: 5724B	TOP: C2424SSL BASE: 5723B		
■ 24" x 30" RECTANGLE TOP (no Hole)	TOP: C2430XSL BASE: 1122B	TOP: C2430XSL BASE: 5724B	TOP: C2430XSL BASE: 5723B		
■ 26" x 44" RECTANGLE TOP (no Hole)				TOP: C2644XSL BASE: 5744B	TOP: C2644XSL BASE: 5743B
● 30" ROUND TOP (no Hole)				TOP: C0030RSL BASE: 1330B	
■ 30" SQUARE TOP (no Hole)		TOP: C3030SSL BASE: 5724B	TOP: C3030SSL BASE: 5723B		
■ 30" x 48" RECTANGLE TOP (no Hole)				TOP: C3048XSL BASE: 5744B	TOP: C3048XSL BASE: 5743B

SLATE | COMPLETE TABLES | DINING & CAFÉ

Note: The complete table units below only require one model number when ordering. Height listed is the complete table height and can vary up to 1/4". Table tops feature a 1.5" natural edge profile.



Dining/Café*
Aluminum Base
H: 27.25"



Dining/Café*
Aluminum Base
H: 27.25"



Dining
Aluminum Base
H: 27.75"



Dining/Café*
Aluminum Base
H: 27.25"

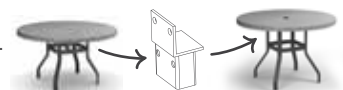


Café
Aluminum Base
H: 30.25"

● 42" ROUND (with Hole)	TOP & BASE: 3742RDSL				
● 42" ROUND (no Hole)	TOP & BASE: 3742RDSLNU				
■ 42" x 62" RECTANGLE (with Hole)			TOP & BASE: 254262DSL	TOP & BASE: 374262DSL	TOP & BASE: 254262FSL
● 42" x 72" OVAL (with Hole)		TOP & BASE: 374272DSL			
■ 42" x 82" RECTANGLE (with Hole)			TOP & BASE: 254282DSL	TOP & BASE: 374282DSL	TOP & BASE: 254282FSL
● 44" x 84" OVAL (with Hole)		TOP & BASE: 374484DSL			
● 48" ROUND (with Hole)	TOP & BASE: 3748RDSL				
+	*LIFT KIT (Convert Dining to Café Height)	KIT175 (Adds 1.75" in Height)	KIT175 (Adds 1.75" in Height)	N/A	KIT175 (Adds 1.75" in Height)

NEED TO CHANGE YOUR DINING TABLE TO A CAFÉ HEIGHT?

The Natural Series 37XX dining table base (27.5" in height) is designed to easily convert to a café table base (29.25" in height) by using Lift Kit (KIT175). Simply attach the hardware to the base frame for an additional 1.75" in height. The Lift Kit can be removed to convert the café table base back to a dining table base. Lift kits are available in all frame finishes.




SLATE TABLES NATURAL SERIES


AVAILABLE TOP COLORS




73 - DUNE



20 - SEQUOIA



21 - DRIFT



70 - CHAR



1.5" NATURAL EDGE PROFILE
SHOWN IN DUNE

SLATE | TOP + TABLE BASE COMBINATIONS | DINING & CAFÉ

*These bases feature adjustable glides.

Note: Use BOTH top and base model numbers when ordering. Height listed is the complete table height and can vary up to 1/4". Table tops feature a 1.5" natural edge profile.



Dining
Aluminum Base*
H: 27.5"



Dining
Aluminum Base*
H: 27.5"



Café
Aluminum Base*
H: 29.25"



Café
Aluminum Base*
H: 29.25"



Café
Steel/Aluminum Base
H: 29.75"



Café
Aluminum Base
H: 30"

■	24" SQUARE TOP (with Hole)	TOP: C2424SSLWH BASE: 23275B		TOP: C2424SSLWH BASE: 2330B		
■	24" SQUARE TOP (no Hole)	TOP: C2424SSL BASE: 23275B		TOP: C2424SSL BASE: 2330B		TOP: C2424SSL BASE: 1800B
■	24" x 30" RECTANGLE TOP (with Hole)	TOP: C2430XSLWH BASE: 23275B		TOP: C2430XSLWH BASE: 2330B		
■	24" x 30" RECTANGLE TOP (no Hole)	TOP: C2430XSL BASE: 23275B		TOP: C2430XSL BASE: 2330B		TOP: C2430XSL BASE: 1800B
■	24" x 36" RECTANGLE TOP (with Hole)	TOP: C2436XSLWH BASE: 23275B		TOP: C2436XSLWH BASE: 2330B		
■	24" x 36" RECTANGLE TOP (no Hole)	TOP: C2436XSL BASE: 23275B		TOP: C2436XSL BASE: 2330B		TOP: C2436XSL BASE: 1800B
●	30" ROUND TOP (with Hole)	TOP: C0030RSLWH BASE: 23275B		TOP: C0030RSLWH BASE: 2330B		
●	30" ROUND TOP (no Hole)	TOP: C0030RSL BASE: 23275B		TOP: C0030RSL BASE: 2330B		TOP: C0030RSL BASE: 1800B
■	30" SQUARE TOP (with Hole)	TOP: C3030SSLWH BASE: 23275B		TOP: C3030SSLWH BASE: 2330B		
■	30" SQUARE TOP (no Hole)	TOP: C3030SSL BASE: 23275B		TOP: C3030SSL BASE: 2330B		TOP: C3030SSL BASE: 1800B
■	30" x 48" RECTANGLE TOP (no Hole)	TOP: C3048XSL BASE: 23275B (x2)		TOP: C3048XSL BASE: 2330B (x2)		TOP: C3048XSL BASE: 18ADAB
●	36" ROUND TOP (with Hole)	TOP: C0036RSL BASE: 23275B		TOP: C0036RSL BASE: 2330B		
●	36" ROUND TOP (no Hole)	TOP: C0036RSLNU BASE: 23275B		TOP: C0036RSLNU BASE: 2330B		TOP: C0036RSLNU BASE: 1800B
■	36" SQUARE TOP (with Hole)	TOP: C3636SSL BASE: 23275B		TOP: C3636SSL BASE: 2330B		TOP: C3636SSL BASE: 18ADAB
■	36" SQUARE TOP (no Hole)	TOP: C3636SSLNU BASE: 23275B		TOP: C3636SSLNU BASE: 2330B		TOP: C3636SSLNU BASE: 18ADAB
●	42" ROUND TOP (with Hole)		TOP: C0042RSL BASE: 33275B		TOP: C0042RSL BASE: 3330B	
●	42" ROUND TOP (no Hole)		TOP: C0042RSLNU BASE: 33275B		TOP: C0042RSLNU BASE: 3330B	
■	42" SQUARE TOP (with Hole)		TOP: C4242SSL BASE: 33275B		TOP: C4242SSL BASE: 3330B	
■	42" SQUARE TOP (no Hole)		TOP: C4242SSLNU BASE: 33275B		TOP: C4242SSLNU BASE: 3330B	
●	48" ROUND TOP (with Hole)		TOP: C0048RSL BASE: 33275B		TOP: C0048RSL BASE: 3330B	
●	48" ROUND TOP (no Hole)		TOP: C0048RSLNU BASE: 33275B		TOP: C0048RSLNU BASE: 3330B	
+	UMBRELLA BASE PLATE (Zinc-plated, Solid-steel)	23UMBP (Required with Umbrella)	33UMBP (Required with Umbrella)	23UMBP (Required with Umbrella)	33UMBP (Required with Umbrella)	N/A

UMBRELLA BASE PLATE

An umbrella base plate is required when using 23XXX and 33XXX table bases with an umbrella. This zinc-plated, solid-steel umbrella base is available in all frame finishes and attaches to the table base. It can also be used to add weight to any 23XXX and 33XXX table base. To view, refer to page 87.



18" UMBRELLA BASE PLATE
23UMBP

Use with base 23275B, 2330B, 2334B, & 2340B



24" UMBRELLA BASE PLATE
33UMBP

Use with base 33275B, 3330B, 3334B, & 3340B

Base shown with umbrella base plate.



SLATE | COMPLETE TABLES | BALCONY & BAR

Note: The complete table units below only require one model number when ordering. Height listed is the complete table height and can vary up to 1/4". Table tops feature a 1.5" natural edge profile.



Balcony
Aluminum Base
H: 34.25"



Balcony
Aluminum Base
H: 34.25"



Balcony
Aluminum Base
H: 34.25"



Balcony
Aluminum Base
H: 34.25"



Bar
Aluminum Base
H: 40"

●	42" ROUND (with Hole)	TOP & BASE: 3742RBSL				
●	42" ROUND (no Hole)	TOP & BASE: 3742RBSLNU				
■	42" x 62" RECTANGLE (with Hole)			TOP & BASE: 254262BSL	TOP & BASE: 374262BSL	TOP & BASE: 254262BRSL
●	42" x 72" OVAL (with Hole)		TOP & BASE: 374272BSL			
■	42" x 82" RECTANGLE (with Hole)			TOP & BASE: 254282BSL	TOP & BASE: 374282BSL	TOP & BASE: 254282BRSL
●	44" x 84" OVAL (with Hole)		TOP & BASE: 374484BSL			
●	48" ROUND (with Hole)	TOP & BASE: 3748RBSL				

SLATE | TOP + TABLE BASE COMBINATIONS | BALCONY & BAR

*These bases feature adjustable glides.

Note: Use BOTH top and base model numbers when ordering. Height listed is the complete table height and can vary up to 1/4". Table tops feature a 1.5" natural edge profile.



Balcony
Aluminum Base*
H: 33.25"



Balcony
Aluminum Base*
H: 33.25"



Balcony
Steel/Aluminum Base
H: 33.75"



Bar
Aluminum Base*
H: 39.25"



Bar
Aluminum Base*
H: 39.25"




Bar
Steel/Aluminum Base
H: 39.75"

■	24" SQUARE TOP (with Hole)	TOP: C2424SSLWH BASE: 2334B			TOP: C2424SSLWH BASE: 2340B		
■	24" SQUARE TOP (no Hole)	TOP: C2424SSL BASE: 2334B		TOP: C2424SSL BASE: 0834B	TOP: C2424SSL BASE: 2340B	TOP: C2424SSL BASE: 0800B	
■	24" x 30" RECTANGLE TOP (with Hole)	TOP: C2430XSLWH BASE: 2334B			TOP: C2430XSLWH BASE: 2340B		
■	24" x 30" RECTANGLE TOP (no Hole)	TOP: C2430XSL BASE: 2334B		TOP: C2430XSL BASE: 0834B	TOP: C2430XSL BASE: 2340B	TOP: C2430XSL BASE: 0800B	
■	24" x 36" RECTANGLE TOP (with Hole)	TOP: C2436XSLWH BASE: 2334B			TOP: C2436XSLWH BASE: 2340B		
■	24" x 36" RECTANGLE TOP (no Hole)	TOP: C2436XSL BASE: 2334B		TOP: C2436XSL BASE: 0834B	TOP: C2436XSL BASE: 2340B	TOP: C2436XSL BASE: 0800B	
●	30" ROUND TOP (with Hole)	TOP: C0030RSLWH BASE: 2334B			TOP: C0030RSLWH BASE: 2340B		
●	30" ROUND TOP (no Hole)	TOP: C0030RSL BASE: 2334B		TOP: C0030RSL BASE: 0834B	TOP: C0030RSL BASE: 2340B	TOP: C0030RSL BASE: 0800B	
■	30" SQUARE TOP (with Hole)	TOP: C3030SSLWH BASE: 2334B			TOP: C3030SSLWH BASE: 2340B		
■	30" SQUARE TOP (no Hole)	TOP: C3030SSL BASE: 2334B		TOP: C3030SSL BASE: 0834B	TOP: C3030SSL BASE: 2340B	TOP: C3030SSL BASE: 0800B	
■	30" x 48" RECTANGLE TOP (no Hole)	TOP: C3048XSL BASE: 2334B (x2)		TOP: C3048XSL BASE: 0834B (x2)	TOP: C3048XSL BASE: 2340B (x2)	TOP: C3048XSL BASE: 0800B (x2)	
●	36" ROUND TOP (with Hole)	TOP: C0036RSL BASE: 2334B			TOP: C0036RSL BASE: 2340B		
●	36" ROUND TOP (no Hole)	TOP: C0036RSLNU BASE: 2334B		TOP: C0036RSLNU BASE: 0834B	TOP: C0036RSLNU BASE: 2340B	TOP: C0036RSLNU BASE: 0800B	
■	36" SQUARE TOP (with Hole)	TOP: C3636SSL BASE: 2334B			TOP: C3636SSL BASE: 2340B		
■	36" SQUARE TOP (no Hole)	TOP: C3636SSLNU BASE: 2334B		TOP: C3636SSLNU BASE: 0834B	TOP: C3636SSLNU BASE: 2340B	TOP: C3636SSLNU BASE: 0800B	
●	42" ROUND TOP (with Hole)		TOP: C0042RSL BASE: 3334B			TOP: C0042RSL BASE: 3340B	
●	42" ROUND TOP (no Hole)		TOP: C0042RSLNU BASE: 3334B			TOP: C0042RSLNU BASE: 3340B	
■	42" SQUARE TOP (with Hole)		TOP: C4242SSL BASE: 3334B			TOP: C4242SSL BASE: 3340B	
■	42" SQUARE TOP (no Hole)		TOP: C4242SSLNU BASE: 3334B			TOP: C4242SSLNU BASE: 3340B	
●	48" ROUND TOP (with Hole)		TOP: C0048RSL BASE: 3334B			TOP: C0048RSL BASE: 3340B	
●	48" ROUND TOP (no Hole)		TOP: C0048RSLNU BASE: 3334B			TOP: C0048RSLNU BASE: 3340B	
+	UMBRELLA BASE PLATE (Zinc-plated, Solid-steel)	23UMB (Required with Umbrella)	33UMB (Required with Umbrella)	N/A	23UMB (Required with Umbrella)	33UMB (Required with Umbrella)	N/A

SLATE FIRE TABLES NATURAL SERIES

Rustic yet elegant, Homecrest's handcrafted Slate fire tables are a refreshing addition to any outdoor space. Featuring authentic patterns and subtle textures, these smooth surface fire tables are cast from natural slate and are available in a variety of colors. Our Slate fire tables are as beautiful as they are durable. Homecrest fire tables offer a powerful burner, up to 60,000 BTUs, and come standard with your choice of fire jewelry, as well as a secure key, natural gas orifice, and black 3/4" aluminum fire burner riser.

AVAILABLE TOP COLORS

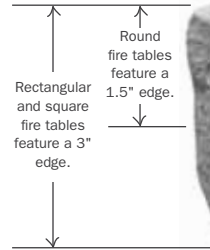


73 - DUNE

20 - SEQUOIA

21 - DRIFT

70 - CHAR





Note: Each top is individually handcrafted and will vary in color. Colors are representations, refer to an actual sample. For table options, including occasional, dining, café, balcony, and bar options, check out pages 118-121.



PRODUCT FEATURE

Every Homecrest fire table features easy propane access, a removable key valve for flame control, and a standard burner riser to keep the table surface cool. We also offer glass guards, which are recommended for use in windy conditions to contain the flame.



FIRE PITS | AURORA BASE & ACCESSORIES Features a 3" natural edge profile.

Note: Each fire table comes standard with a 12" x 24" rectangular or 20" round 60,000 BTU stainless steel black powder-coated burner, external key valve, match-light ignition, natural gas orifice, 20 lbs of fire jewelry (select one or two colors), and a black 3/4" fire burner riser.



FIRE PITS | NOVA BASE & ACCESSORIES Features a 1.5" natural edge profile.

Note: Each fire table comes standard with a 12" round 30,000 BTU stainless steel black powder-coated burner, external key valve, match-light ignition, natural gas orifice, 10 lbs of fire jewelry (select one color), and a black 3/4" fire burner riser.



FIRE PITS & FIRE TABLES | VALERO BASE & ACCESSORIES Features a 1.5" natural edge profile.

Note: Each fire table comes standard with a 20" round 60,000 BTU stainless steel black powder-coated burner, external key valve, match-light ignition, natural gas orifice, 20 lbs of fire jewelry (select one or two colors), and a black 3/4" fire burner riser. Duo-Tone option is available (select a frame color and a side panel color).



FIRE JEWELRY - 1/4" GLASS

Note: When ordering fire jewelry individually (without a fire table), use the six-digit model number. When ordering with a fire table, use the two-digit color code number that is next to the color name.



LOVE OUR SIMPLE & ELEGANT

STONEGATE TOPS





SHOWN IN PHOTO:

MAGNETA SWIVEL ROCKER CHAT CHAIR | 4190A

Create Haze (Sunbrella) | Canvas Haze Back (Sunbrella) | Onyx Frame Finish

42" STONEGATE COFFEE FIRE PIT | 8942SLSG

Pebble Top | Onyx Frame Finish | Gunmetal Fire Jewelry

22" ROUND GLASS GUARD | 005561

12" x 22" KIDNEY PILLOW | 01222

Bliss Guava (Sunbrella)

MAGNETA HIGH BACK SWIVEL ROCKER | 41910

Kozo | Glacier Welt | Onyx Frame Finish

MAGNETA HIGH BACK DINING CHAIR | 41379

Kozo | Glacier Welt | Onyx Frame Finish

42" x 84" STONEGATE DINING TABLE | 254284DSG

Pebble Top | Onyx Frame Finish

STONEGATE TABLES NATURAL SERIES

Featuring the dramatic beauty of natural rock, our Stonegate tops combine natural elements with modern finishes for style and durability. Stonegate is designed to withstand the elements, and is available in many shapes and heights. Its clean simplicity and straight-edge finish gives Stonegate an on-trend appearance and allows it to adapt to a wide range of design applications, whether residential or commercial.



Note: Each top is individually handcrafted and will vary in color. Colors are representations, refer to an actual sample. For fire table options, including coffee, chat, dining, and balcony, options, check out pages 130-131.



SHOWN IN PHOTO:


GRACE LOW BACK DINING CHAIR | 10370

Glacier | Glacier Welt | Niko Frame Finish

42" x 84" STONEGATE DINING TABLE | 374284DSG

Pebble Top | Niko Frame Finish

AVAILABLE TOP COLORS



71 - PEBBLE

74 - BOULDER

72 - MIDNIGHT



2" STRAIGHT EDGE PROFILE
SHOWN IN PEBBLE

STONEGATE | COMPLETE TABLES | OCCASIONAL

Note: The complete table units below only require one model number when ordering. Height listed is the complete table height and can vary up to 1/4". Table tops feature a 2" straight edge profile.



Side
Aluminum Base
H: 15.5"



End
Aluminum Base
H: 19.5"



Corner
Aluminum Base
H: 16.5"



Corner
Aluminum Base
H: 21.5"

●	24" ROUND (no Hole)	TOP & BASE: 3724RSG	TOP & BASE: 3723RSG		
▲	37.5" x 24" TRAPEZOID (no Hole)			TOP & BASE: 1310016SG	TOP & BASE: 1310020SG

STONEGATE | TOP + TABLE BASE COMBINATIONS | OCCASIONAL

Note: Use BOTH top and base model numbers when ordering. Height listed is the complete table height and can vary up to 1/4". Table tops feature a 2" straight edge profile.



Side
Aluminum Base
H: 15.5"



Side
Aluminum Base
H: 15.75"



End
Aluminum Base
H: 21"



Adjustable
Aluminum Base
H: 18.25" - 30.75"



Coffee
Aluminum Base
H: 16"



Coffee
Aluminum Base
H: 20.75"

■	24" SQUARE TOP (no Hole)	TOP: C2424SSG BASE: 1122B	TOP: C2424SSG BASE: 5724B	TOP: C2424SSG BASE: 5723B		
■	24" x 30" RECTANGLE TOP (no Hole)	TOP: C2430XSG BASE: 1122B	TOP: C2430XSG BASE: 5724B	TOP: C2430XSG BASE: 5723B		
■	26" x 44" RECTANGLE TOP (no Hole)				TOP: C2644XSG BASE: 5744B	TOP: C2644XSG BASE: 5743B
●	30" ROUND TOP (no Hole)				TOP: C0030RSG BASE: 1330B	
■	30" SQUARE TOP (no Hole)		TOP: C3030SSG BASE: 5724B	TOP: C3030SSG BASE: 5723B		
■	30" x 48" RECTANGLE TOP (no Hole)				TOP: C3048XSG BASE: 5744B	TOP: C3048XSG BASE: 5743B

STONEGATE | COMPLETE TABLES | DINING & CAFÉ

Note: The complete table units below only require one model number when ordering. Height listed is the complete table height and can vary up to 1/4". Table tops feature a 2" straight edge profile.



Dining/Café*
Aluminum Base
H: 27.25"



Dining/Café*
Aluminum Base
H: 27.25"



Dining
Aluminum Base
H: 27.75"



Dining/Café*
Aluminum Base
H: 27.25"



Café
Aluminum Base
H: 30.25"

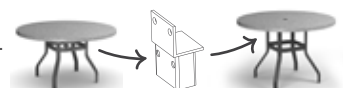


Café
Aluminum Base
H: 30.25"

●	42" ROUND (with Hole)	TOP & BASE: 3742RDSG				
●	42" ROUND (no Hole)	TOP & BASE: 3742RDSGNU				
■	42" SQUARE (with Hole)		TOP & BASE: 3742SDSG	TOP & BASE: 2542SDSG	TOP & BASE: 2542SFSG	
■	42" SQUARE (no Hole)		TOP & BASE: 3742SDSGNU	TOP & BASE: 2542SDSGNU	TOP & BASE: 2542SFSGNU	
■	42" x 62" RECTANGLE (with Hole)			TOP & BASE: 254262DSG	TOP & BASE: 374262DSG	TOP & BASE: 254262FSG
■	42" x 84" RECTANGLE (with Hole)			TOP & BASE: 254284DSG	TOP & BASE: 374284DSG	TOP & BASE: 254284FSG
●	54" ROUND (with Hole)	TOP & BASE: 3754RDSG				
+	*LIFT KIT (Convert Dining to Café Height)	KIT175 (Adds 1.75" in Height)	KIT175 (Adds 1.75" in Height)	N/A	KIT175 (Adds 1.75" in Height)	N/A

NEED TO CHANGE YOUR DINING TABLE TO A CAFÉ HEIGHT?

The Natural Series 37XX dining table base (27.5" in height) is designed to easily convert to a café table base (29.25" in height) by using Lift Kit (KIT175). Simply attach the hardware to the base frame for an additional 1.75" in height. The Lift Kit can be removed to convert the café table base back to a dining table base. Lift kits are available in all frame finishes.



Turn the page to view more Stonegate table options! → 127

STONEGATE TABLES NATURAL SERIES

AVAILABLE TOP COLORS




71 - PEBBLE



74 - BOULDER



72 - MIDNIGHT



2" STRAIGHT EDGE PROFILE
SHOWN IN MIDNIGHT

STONEGATE | TOP + TABLE BASE COMBINATIONS | DINING & CAFÉ

*These bases feature adjustable glides.

Note: Use BOTH top and base model numbers when ordering. Height listed is the complete table height and can vary up to 1/4". Table tops feature a 2" straight edge profile.



Dining
Aluminum Base*
H: 27.5"



Dining
Aluminum Base*
H: 27.5"



Café
Aluminum Base*
H: 29.25"



Café
Aluminum Base*
H: 29.25"



Café
Steel/Aluminum Base
H: 29.75"



Café
Aluminum Base
H: 30"

■	24" SQUARE TOP (with Hole)	TOP: C2424SSGWH BASE: 23275B		TOP: C2424SSGWH BASE: 2330B		
■	24" SQUARE TOP (no Hole)	TOP: C2424SSG BASE: 23275B		TOP: C2424SSG BASE: 2330B		TOP: C2424SSG BASE: 1800B
■	24" x 30" RECTANGLE TOP (with Hole)	TOP: C2430XSGWH BASE: 23275B		TOP: C2430XSGWH BASE: 2330B		
■	24" x 30" RECTANGLE TOP (no Hole)	TOP: C2430XSG BASE: 23275B		TOP: C2430XSG BASE: 2330B		TOP: C2430XSG BASE: 1800B
■	24" x 36" RECTANGLE TOP (with Hole)	TOP: C2436XSGWH BASE: 23275B		TOP: C2436XSGWH BASE: 2330B		
■	24" x 36" RECTANGLE TOP (no Hole)	TOP: C2436XSG BASE: 23275B		TOP: C2436XSG BASE: 2330B		TOP: C2436XSG BASE: 1800B
●	30" ROUND TOP (with Hole)	TOP: C0030RSGWH BASE: 23275B		TOP: C0030RSGWH BASE: 2330B		
●	30" ROUND TOP (no Hole)	TOP: C0030RSG BASE: 23275B		TOP: C0030RSG BASE: 2330B		TOP: C0030RSG BASE: 1800B
■	30" SQUARE TOP (with Hole)	TOP: C3030SSGWH BASE: 23275B		TOP: C3030SSGWH BASE: 2330B		
■	30" SQUARE TOP (no Hole)	TOP: C3030SSG BASE: 23275B		TOP: C3030SSG BASE: 2330B		TOP: C3030SSG BASE: 1800B
■	30" x 48" RECTANGLE TOP (no Hole)	TOP: C3048XSG BASE: 23275B (x2)		TOP: C3048XSG BASE: 2330B (x2)		TOP: C3048XSG BASE: 18ADAB
●	36" ROUND TOP (with Hole)	TOP: C0036RSG BASE: 23275B		TOP: C0036RSG BASE: 2330B		
●	36" ROUND TOP (no Hole)	TOP: C0036RSGNU BASE: 23275B		TOP: C0036RSGNU BASE: 2330B		TOP: C0036RSGNU BASE: 1800B
■	36" SQUARE TOP (with Hole)	TOP: C3636SSG BASE: 23275B		TOP: C3636SSG BASE: 2330B		TOP: C3636SSG BASE: 18ADAB
■	36" SQUARE TOP (no Hole)	TOP: C3636SSGNU BASE: 23275B		TOP: C3636SSGNU BASE: 2330B		TOP: C3636SSGNU BASE: 18ADAB
●	42" ROUND TOP (with Hole)		TOP: C0042RSG BASE: 33275B		TOP: C0042RSG BASE: 3330B	
●	42" ROUND TOP (no Hole)		TOP: C0042RSGNU BASE: 33275B		TOP: C0042RSGNU BASE: 3330B	
■	42" SQUARE TOP (with Hole)		TOP: C4242SSG BASE: 33275B		TOP: C4242SSG BASE: 3330B	
■	42" SQUARE TOP (no Hole)		TOP: C4242SSGNU BASE: 33275B		TOP: C4242SSGNU BASE: 3330B	
+	UMBRELLA BASE PLATE (Zinc-plated, Solid-steel)	23UMB (Required with Umbrella)	33UMB (Required with Umbrella)	23UMB (Required with Umbrella)	33UMB (Required with Umbrella)	N/A

UMBRELLA BASE PLATE

An umbrella base plate is required when using 23XXX and 33XXX table bases with an umbrella. This zinc-plated, solid-steel umbrella base is available in all frame finishes and attaches to the table base. It can also be used to add weight to any 23XXX and 33XXX table base. To view, refer to page 87.



18" UMBRELLA BASE PLATE
23UMB

Use with base 23275B, 2330B, 2334B, & 2340B



24" UMBRELLA BASE PLATE
33UMB

Use with base 33275B, 3330B, 3334B, & 3340B

Base shown with umbrella
base plate.



STONEGATE | COMPLETE TABLES | BALCONY & BAR

Note: The complete table units below only require one model number when ordering. Height listed is the complete table height and can vary up to 1/4". Table tops feature a 2" straight edge profile.



Balcony
Aluminum Base
H: 34.25"



Balcony
Aluminum Base
H: 34.25"



Balcony
Aluminum Base
H: 34.25"



Balcony
Aluminum Base
H: 34.25"



Balcony
Aluminum Base
H: 34.25"



Bar
Aluminum Base
H: 40"



Bar
Aluminum Base
H: 40"

●	42" ROUND (with Hole)	TOP & BASE: 3742RBSG					
●	42" ROUND (no Hole)	TOP & BASE: 3742RBSGNU					
■	42" SQUARE (with Hole)		TOP & BASE: 3742SBSG	TOP & BASE: 2542SBSG		TOP & BASE: 374262BSL	TOP & BASE: 2542SBRSG
■	42" SQUARE (no Hole)		TOP & BASE: 3742SBSGNU	TOP & BASE: 2542SBSGNU			TOP & BASE: 2542SBRSGNU
■	42" x 62" RECTANGLE (with Hole)				TOP & BASE: 254262BSG	TOP & BASE: 374262BSG	TOP & BASE: 254262BRSG
■	42" x 84" RECTANGLE (with Hole)				TOP & BASE: 254284BSG	TOP & BASE: 374284BSG	TOP & BASE: 254282BRSG
●	54" ROUND (with Hole)	TOP & BASE: 3754RBSG					

STONEGATE | TOP + TABLE BASE COMBINATIONS | BALCONY & BAR

*These bases feature adjustable glides.

Note: Use BOTH top and base model numbers when ordering. Height listed is the complete table height and can vary up to 1/4". Table tops feature a 2" straight edge profile.



Balcony
Aluminum Base*
H: 33.25"



Balcony
Aluminum Base*
H: 33.25"



Balcony
Steel/Aluminum Base
H: 33.75"



Bar
Aluminum Base*
H: 39.25"



Bar
Aluminum Base*
H: 39.25"



Bar
Steel/Aluminum Base
H: 39.75"

■	24" SQUARE TOP (with Hole)	TOP: C2424SSGWH BASE: 2334B			TOP: C2424SSGWH BASE: 2340B		
■	24" SQUARE TOP (no Hole)	TOP: C2424SSG BASE: 2334B		TOP: C2424SSG BASE: 0834B	TOP: C2424SSG BASE: 2340B		TOP: C2424SSG BASE: 0800B
■	24" x 30" RECTANGLE TOP (with Hole)	TOP: C2430XSGWH BASE: 2334B			TOP: C2430XSGWH BASE: 2340B		
■	24" x 30" RECTANGLE TOP (no Hole)	TOP: C2430XSG BASE: 2334B		TOP: C2430XSG BASE: 0834B	TOP: C2430XSG BASE: 2340B		TOP: C2430XSG BASE: 0800B
■	24" x 36" RECTANGLE TOP (with Hole)	TOP: C2436XSGWH BASE: 2334B			TOP: C2436XSGWH BASE: 2340B		
■	24" x 36" RECTANGLE TOP (no Hole)	TOP: C2436XSG BASE: 2334B		TOP: C2436XSG BASE: 0834B	TOP: C2436XSG BASE: 2340B		TOP: C2436XSG BASE: 0800B
●	30" ROUND TOP (with Hole)	TOP: C0030RSGWH BASE: 2334B			TOP: C0030RSGWH BASE: 2340B		
●	30" ROUND TOP (no Hole)	TOP: C0030RSG BASE: 2334B		TOP: C0030RSG BASE: 0834B	TOP: C0030RSG BASE: 2340B		TOP: C0030RSG BASE: 0800B
■	30" SQUARE TOP (with Hole)	TOP: C3030SSGWH BASE: 2334B			TOP: C3030SSGWH BASE: 2340B		
■	30" SQUARE TOP (no Hole)	TOP: C3030SSG BASE: 2334B		TOP: C3030SSG BASE: 0834B	TOP: C3030SSG BASE: 2340B		TOP: C3030SSG BASE: 0800B
■	30" x 48" RECTANGLE TOP (no Hole)	TOP: C3048XSG BASE: 2334B (x2)		TOP: C3048XSG BASE: 0834B (x2)	TOP: C3048XSG BASE: 2340B (x2)		TOP: C3048XSG BASE: 0800B (x2)
●	36" ROUND TOP (with Hole)	TOP: C0036RSG BASE: 2334B			TOP: C0036RSG BASE: 2340B		
●	36" ROUND TOP (no Hole)	TOP: C0036RSGNU BASE: 2334B		TOP: C0036RSGNU BASE: 0834B	TOP: C0036RSGNU BASE: 2340B		TOP: C0036RSGNU BASE: 0800B
■	36" SQUARE TOP (with Hole)	TOP: C3636SSG BASE: 2334B			TOP: C3636SSG BASE: 2340B		
■	36" SQUARE TOP (no Hole)	TOP: C3636SSGNU BASE: 2334B		TOP: C3636SSGNU BASE: 0834B	TOP: C3636SSGNU BASE: 2340B		TOP: C3636SSGNU BASE: 0800B
●	42" ROUND TOP (with Hole)		TOP: C0042RSG BASE: 3334B			TOP: C0042RSG BASE: 3340B	
●	42" ROUND TOP (no Hole)		TOP: C0042RSGNU BASE: 3334B			TOP: C0042RSGNU BASE: 3340B	
■	42" SQUARE TOP (with Hole)		TOP: C4242SSG BASE: 3334B			TOP: C4242SSG BASE: 3340B	
■	42" SQUARE TOP (no Hole)		TOP: C4242SSGNU BASE: 3334B			TOP: C4242SSGNU BASE: 3340B	
+	UMBRELLA BASE PLATE (Zinc-plated, Solid-steel)	23UMBP (Required with Umbrella)	33UMBP (Required with Umbrella)	N/A	23UMBP (Required with Umbrella)	33UMBP (Required with Umbrella)	N/A

STONEGATE FIRE TABLES NATURAL SERIES

Stonegate fire tables feature the dramatic beauty of natural rock and a clean, straight-edge finish to create a versatile design. Combining traditional elements with modern finishes, Stonegate is made for style and durability. Personalized with Homecrest's range of accessories, these fire tables are on-trend yet timeless and perfect for both residential and commercial applications. Homecrest fire tables offer a powerful burner, up to 60,000 BTUs, and come standard with your choice of fire jewelry, as well as a secure key, natural gas orifice, and black 3/4" aluminum fire burner riser.

AVAILABLE TOP COLORS



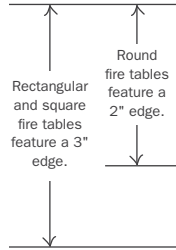
71 - PEBBLE



74 - BOULDER



72 - MIDNIGHT





Note: Each top is individually handcrafted and will vary in color. Colors are representations, refer to an actual sample. For table options, including occasional, dining, café, balcony, and bar options, check out pages 126-129.



PRODUCT FEATURE

Every Homecrest fire table features easy propane access, a removable key valve for flame control, and a standard burner riser to keep the table surface cool. We also offer glass guards, which are recommended for use in windy conditions to contain the flame.



FIRE PITS | AURORA BASE & ACCESSORIES Features a 3" straight edge profile.

Note: Each fire table comes standard with a 12" x 24" rectangular or 20" round 60,000 BTU stainless steel black powder-coated burner, external key valve, match-light ignition, natural gas orifice, 20 lbs of fire jewelry (select one or two colors), and a black 3/4" fire burner riser.

					
42" COFFEE 8942SLSG - Aurora Base H: 19" Use fire table cover 005106	42" CHAT 8942SCSG - Aurora Base H: 24.5" Use fire table cover 005106	32" x 52" COFFEE 893252XLSG - Aurora Base H: 19" Use fire table cover 006139	32" x 52" CHAT 893252XCSG - Aurora Base H: 24.5" Use fire table cover 006139	36" x 60" COFFEE 893660XLSG - Aurora Base H: 19" Use fire table cover 006138	36" x 60" CHAT 893660XCSG - Aurora Base H: 24.5" Use fire table cover 006138

						
22" BURNER COVER 91004 Smooth aluminum	14" x 26.25" BURNER COVER 91006 Smooth aluminum	22" LAZY SUSAN 91003 H: 1.125" Smooth aluminum	24" LAZY SUSAN 91005 H: 1.5" Stonegate Boulder, Midnight, & Pebble	22.5" GLASS GUARD 005561 H: 6.75" Use in windy conditions	15.5" x 28.5" GLASS GUARD 006086 H: 5.8" Use in windy conditions	HORIZONTAL LP TANK 005269 - 20 lbs Use with all 19" height fire pits, sold separately






FIRE PITS | NOVA BASE & ACCESSORIES Features a 2" straight edge profile.







Note: Each fire table comes standard with a 12" round 30,000 BTU stainless steel black powder-coated burner, external key valve, match-light ignition, natural gas orifice, 10 lbs of fire jewelry (select one color), and a black 3/4" fire burner riser.

			
30" CHAT 3430CSG - Nova Base H: 24.5"	36" CHAT 3436CSG - Nova Base H: 24.5"	12.25" BURNER COVER 91007 Smooth aluminum	14.5" GLASS GUARD 006840 H: 6" Use in windy conditions

FIRE PITS & FIRE TABLES | VALERO BASE & ACCESSORIES Features a 2" straight edge profile.

Note: Each fire table comes standard with a 20" round 60,000 BTU stainless steel black powder-coated burner, external key valve, match-light ignition, natural gas orifice, 20 lbs of fire jewelry (select one or two colors), and a black 3/4" fire burner riser. Duo-Tone option is available (select a frame color and a side panel color).

					
42" COFFEE 4642LSG - Valero Base H: 19" Use fire table cover 005369	54" COFFEE 4654LSG - Valero Base H: 19" Use fire table cover 005108	42" CHAT 4642CSG - Valero Base H: 24.5" Use fire table cover 005369	54" CHAT 4654CSG - Valero Base H: 24.5" Use fire table cover 005108	42" DINING 4642DSG - Valero Base H: 27.5" Use fire table cover 005369	54" DINING 4654DSG - Valero Base H: 27.5" Use fire table cover 005108

						
42" BALCONY 4642BSG - Valero Base H: 34.5" Use fire table cover 005369	54" BALCONY 4654BSG - Valero Base H: 34.5" Use fire table cover 005108	22" BURNER COVER 91004 Smooth aluminum	22" LAZY SUSAN 91003 H: 1.125" Smooth aluminum	24" LAZY SUSAN 91005 H: 1.5" Stonegate Boulder, Midnight, & Pebble	22.5" GLASS GUARD 005561 H: 6.75" Use in windy conditions	HORIZONTAL LP TANK 005269 - 20 lbs Use with all 19" height fire pits, sold separately

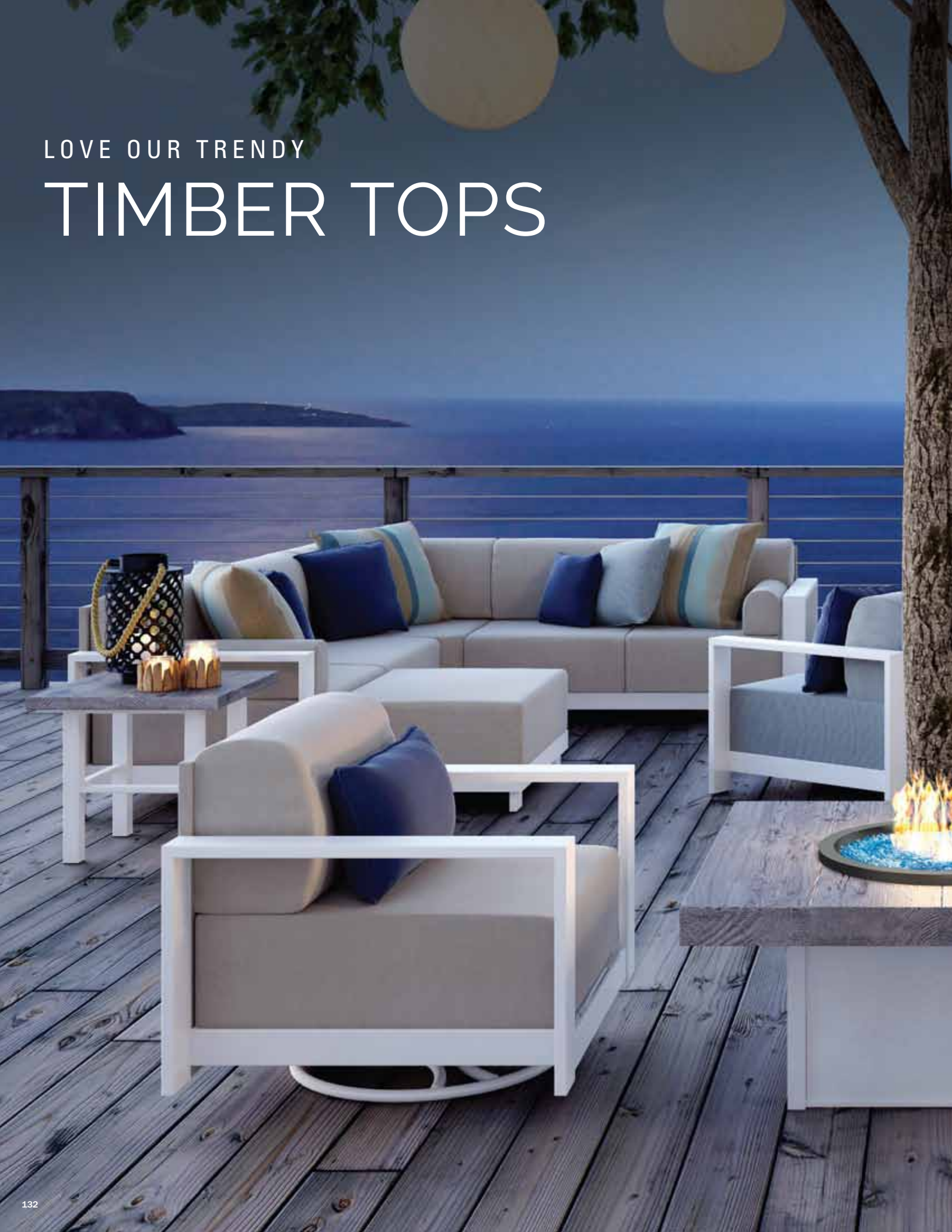
FIRE JEWELRY | 1/4" GLASS

Note: When ordering fire jewelry individually (without a fire table), use the six-digit model number. When ordering with a fire table, use the two-digit color code number that is next to the color name.

							
13 - CRYSTAL ICE 006117	20 - PLATINUM 006124 - Reflective	16 - COPPER 006120 - Reflective	14 - BRONZE 006118 - Reflective	19 - MIDNIGHT BLACK 006123 - Reflective	15 - GUNMETAL 006119 - Reflective	17 - SAPPHIRE 006121 - Reflective	18 - CARIBBEAN BLUE 006122 - Reflective

LOVE OUR TRENDY

TIMBER TOPS





SHOWN IN PHOTO:

GRACE SWIVEL CHAT CHAIR | 10991
Echo Ash (Sunbrella) | Glacier Frame Finish

12" x 22" KIDNEY PILLOW | 01222
Spectrum Indigo (Sunbrella)

42" TIMBER COFFEE FIRE PIT | 8942SLTM
Drift Top | Glacier Frame Finish | Caribbean Blue Fire Jewelry

GRACE RIGHT ARM LOVESEAT | 1042R
Echo Ash (Sunbrella) | Glacier Frame Finish

GRACE LEFT ARM LOVESEAT | 1042L
Echo Ash (Sunbrella) | Glacier Frame Finish

GRACE CORNER | 10100
Echo Ash (Sunbrella) | Glacier Frame Finish

GRACE OTTOMAN | 10120
Echo Ash (Sunbrella) | Glacier Frame Finish

24" TIMBER END TABLE | C2424STM | 5723B BASE
Drift Top | Glacier Frame Finish

GRACE CHAT CHAIR | 10391
Hybrid Sky (Sunbrella) | Glacier Frame Finish

20" SQUARE PILLOW | 00020
Gateway Mist (Sunbrella)

18" SQUARE PILLOW | 00018
Hybrid Sky (Sunbrella)

18" SQUARE PILLOW | 00018
Spectrum Indigo (Sunbrella)

16" SQUARE PILLOW | 00016
Spectrum Indigo (Sunbrella)

GRACE LOW BACK DINING CHAIR | 10370
Storm/Titan | Storm/Titan Welt | Glacier Frame Finish

48" TIMBER DINING TABLE | 3548SD
Drift Top | Glacier Frame Finish

TIMBER NATURAL SERIES

Cast from beautiful reclaimed wood tables, our popular Timber collection is on-trend and timeless. Using the same technology we use in all Natural Series tops, we are able to achieve a look that is marvelously realistic while retaining the outstanding outdoor performance characteristics you expect from Homecrest. Timber is available in a variety of authentic colors that coordinate with your outdoor space.



Note: Each top is individually handcrafted and will vary in color. Colors are representations, refer to an actual sample. For fire table options, including coffee, chat, dining, and balcony options, check out pages 138-139.

SHOWN IN PHOTO:

ELEMENTS LOW BACK DINING CHAIR | 51470

Polar (Brisa) | Glacier Back | Glacier Welt | Carbon Frame Finish

ELEMENTS LOW BACK SWIVEL ROCKER | 51390


Polar (Brisa) | Glacier Back | Glacier Welt | Carbon Frame Finish

42" x 62" TIMBER DINING TABLE | 254262DTM

Drift Top | Carbon Frame Finish




AVAILABLE TOP COLORS



73 - DUNE 20 - SEQUOIA 21 - DRIFT 70 - CHAR

TIMBER | COMPLETE TABLES | OCCASIONAL

Note: The complete table units below only require one model number when ordering. Height listed is the complete table height and can vary up to 1/4". Table tops feature a 1.75" straight edge profile.



1.75" STRAIGHT EDGE PROFILE
SHOWN IN SEQUOIA

● 42" ROUND (no Hole)	TOP & BASE: 3742RCTMNU
● 54" ROUND (no Hole)	TOP & BASE: 3754RCTMNU

TIMBER | TOP + TABLE BASE COMBINATIONS | OCCASIONAL

Note: Use BOTH top and base model numbers when ordering. Height listed is the complete table height and can vary up to 1/4". Table tops feature a 1.75" straight edge profile.



■ 24" SQUARE TOP (no Hole)	TOP: C2424STM BASE: 1122B	TOP: C2424STM BASE: 5724B	TOP: C2424STM BASE: 5723B	TOP: C2424STM BASE: 3524SB				
■ 26" x 44" RECTANGLE TOP (no Hole)						TOP: C2644XTM BASE: 5744B	TOP: C2644XTM BASE: 5743B	TOP: C2644XTM BASE: 352644B
● 30" ROUND TOP (no Hole)					TOP: C0030RTM BASE: 1330B			
■ 30" SQUARE TOP (no Hole)		TOP: C3030STM BASE: 5724B	TOP: C3030STM BASE: 5723B	TOP: C3030STM BASE: 3524SB				

TIMBER | COMPLETE TABLES | DINING & CAFÉ

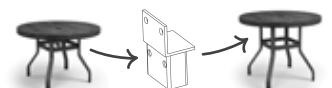
Note: The complete table units below only require one model number when ordering. Height listed is the complete table height and can vary up to 1/4". Table tops feature a 1.75" straight edge profile.



● 42" ROUND (with Hole)	TOP & BASE: 3742RDTM						
● 42" ROUND (no Hole)	TOP & BASE: 3742RDTMNU						
■ 48" SQUARE (with Hole)		TOP & BASE: 2548SDTM	TOP & BASE: 3548SD			TOP & BASE: 2548SFTM	
■ 48" SQUARE (no Hole)		TOP & BASE: 2548SDTMNU	TOP & BASE: 3548SDNU			TOP & BASE: 2548SFTMNU	
● 54" ROUND (with Hole)	TOP & BASE: 3754RDTM						
● 54" ROUND (no Hole)	TOP & BASE: 3754RDTMNU						
■ 42" x 62" RECTANGLE (with Hole)				TOP & BASE: 254262DTM	TOP & BASE: 354262D		TOP & BASE: 254262FTM
■ 42" x 62" RECTANGLE (no Hole)				TOP & BASE: 254262DTMNU	TOP & BASE: 354262DNU		TOP & BASE: 254262FTMNU
■ 42" x 84" RECTANGLE (with Hole)				TOP & BASE: 254284DTM	TOP & BASE: 354284D		TOP & BASE: 254284FTM
■ 42" x 84" RECTANGLE (no Hole)				TOP & BASE: 254284DTMNU	TOP & BASE: 354284DNU		TOP & BASE: 254284FTMNU
+	*LIFT KIT (Convert Dining to Café Height)	KIT175 (Adds 1.75" in Height)	N/A	N/A	N/A	N/A	N/A

NEED TO CHANGE YOUR DINING TABLE TO A CAFÉ HEIGHT?

The Natural Series 37XX dining table base (27.5" in height) is designed to easily convert to a café table base (29.25" in height) by using Lift Kit (KIT175). Simply attach the hardware to the base frame for an additional 1.75" in height. The Lift Kit can be removed to convert the café table base back to a dining table base. Lift kits are available in all frame finishes.



TIMBER NATURAL SERIES

AVAILABLE TOP COLORS




73 - DUNE



20 - SEQUOIA



21 - DRIFT



70 - CHAR



1.75" STRAIGHT EDGE PROFILE
SHOWN IN DRIFT

TIMBER | TOP + TABLE BASE COMBINATIONS | DINING & CAFÉ

*These bases feature adjustable glides.

Note: Use BOTH top and base model numbers when ordering. Height listed is the complete table height and can vary up to 1/4". Table tops feature a 1.75" straight edge profile.



■	24" SQUARE TOP (with Hole)	TOP: C2424STMWH BASE: 23275B		TOP: C2424STMWH BASE: 2330B		
■	24" SQUARE TOP (no Hole)	TOP: C2424STM BASE: 23275B		TOP: C2424STM BASE: 2330B		TOP: C2424STM BASE: 1800B
●	30" ROUND TOP (with Hole)	TOP: C0030RTMWH BASE: 23275B		TOP: C0030RTMWH BASE: 2330B		
●	30" ROUND TOP (no Hole)	TOP: C0030RTM BASE: 23275B		TOP: C0030RTM BASE: 2330B		TOP: C0030RTM BASE: 1800B
■	30" SQUARE TOP (with Hole)	TOP: C3030STMWH BASE: 23275B		TOP: C3030STMWH BASE: 2330B		
■	30" SQUARE TOP (no Hole)	TOP: C3030STM BASE: 23275B		TOP: C3030STM BASE: 2330B		TOP: C3030STM BASE: 1800B
●	36" ROUND TOP (with Hole)	TOP: C0036RTM BASE: 23275B		TOP: C0036RTM BASE: 2330B		
●	36" ROUND TOP (no Hole)	TOP: C0036RTMNU BASE: 23275B		TOP: C0036RTMNU BASE: 2330B		TOP: C0036RTMNU BASE: 1800B
■	36" SQUARE TOP (with Hole)	TOP: C3636STM BASE: 23275B		TOP: C3636STM BASE: 2330B		TOP: C3636STM BASE: 18ADAB
■	36" SQUARE TOP (no Hole)	TOP: C3636STMNU BASE: 23275B		TOP: C3636STMNU BASE: 2330B		TOP: C3636STMNU BASE: 1800B TOP: C3636STMNU BASE: 18ADAB
●	42" ROUND TOP (with Hole)		TOP: C0042RTM BASE: 33275B		TOP: C0042RTM BASE: 3330B	
●	42" ROUND TOP (no Hole)		TOP: C0042RTMNU BASE: 33275B		TOP: C0042RTMNU BASE: 3330B	
■	42" SQUARE TOP (with Hole)		TOP: C4242STM BASE: 33275B		TOP: C4242STM BASE: 3330B	
■	42" SQUARE TOP (no Hole)		TOP: C4242STMNU BASE: 33275B		TOP: C4242STMNU BASE: 3330B	
+	UMBRELLA BASE PLATE (Zinc-plated, Solid-steel)	23UMB (Required with Umbrella)	33UMB (Required with Umbrella)	23UMB (Required with Umbrella)	33UMB (Required with Umbrella)	N/A N/A



TIMBER | COMPLETE TABLES | BALCONY & BAR

Note: The complete table units below only require one model number when ordering. Height listed is the complete table height and can vary up to 1/4". Table tops feature a 1.75" straight edge profile.



Balcony
Aluminum Base
H: 34.25"



Balcony
Aluminum Base
H: 34.25"



Balcony
Aluminum Base
H: 34.25"



Bar
Aluminum Base
H: 40"



Bar
Aluminum Base
H: 40"

●	42" ROUND (with Hole)	TOP & BASE: 3742RBTM				
●	42" ROUND (no Hole)	TOP & BASE: 3742RBTMNU				
■	48" SQUARE (with Hole)		TOP & BASE: 2548SBTM		TOP & BASE: 2548SBRTM	
■	48" SQUARE (no Hole)		TOP & BASE: 2548SBTMNU		TOP & BASE: 2548SBRTMNU	
●	54" ROUND (with Hole)	TOP & BASE: 3754RBTM				
●	54" ROUND (no Hole)	TOP & BASE: 3754RBTMNU				
■	42" x 62" RECTANGLE (with Hole)			TOP & BASE: 254262BTM		TOP & BASE: 254262BRTM
■	42" x 62" RECTANGLE (no Hole)			TOP & BASE: 254262BTMNU		TOP & BASE: 254262BRTMNU
■	42" x 84" RECTANGLE (with Hole)			TOP & BASE: 254284BTM		TOP & BASE: 254284BRTM
■	42" x 84" RECTANGLE (no Hole)			TOP & BASE: 254284BTMNU		TOP & BASE: 254284BRTMNU

TIMBER | TOP + TABLE BASE COMBINATIONS | BALCONY & BAR

*These bases feature adjustable glides.

Note: Use BOTH top and base model numbers when ordering. Height listed is the complete table height and can vary up to 1/4". Table tops feature a 1.75" straight edge profile.



Balcony
Aluminum Base*
H: 33.25"



Balcony
Aluminum Base*
H: 33.25"



Balcony
Steel/Aluminum Base
H: 33.75"



Bar
Aluminum Base*
H: 39.25"



Bar
Aluminum Base*
H: 39.25"



Bar
Steel/Aluminum Base
H: 39.75"

■	24" SQUARE TOP (with Hole)	TOP: C2424STMWH BASE: 2334B			TOP: C2424STMWH BASE: 2340B	
■	24" SQUARE TOP (no Hole)	TOP: C2424STM BASE: 2334B		TOP: C2424STM BASE: 0834B	TOP: C2424STM BASE: 2340B	TOP: C2424STM BASE: 0800B
●	30" ROUND TOP (with Hole)	TOP: C0030RTMWH BASE: 2334B			TOP: C0030RTMWH BASE: 2340B	
●	30" ROUND TOP (no Hole)	TOP: C0030RTM BASE: 2334B		TOP: C0030RTM BASE: 0834B	TOP: C0030RTM BASE: 2340B	TOP: C0030RTM BASE: 0800B
■	30" SQUARE TOP (with Hole)	TOP: C3030STMWH BASE: 2334B			TOP: C3030STMWH BASE: 2340B	
■	30" SQUARE TOP (no Hole)	TOP: C3030STM BASE: 2334B		TOP: C3030STM BASE: 0834B	TOP: C3030STM BASE: 2340B	TOP: C3030STM BASE: 0800B
●	36" ROUND TOP (with Hole)	TOP: C0036RTM BASE: 2334B			TOP: C0036RTM BASE: 2340B	
●	36" ROUND TOP (no Hole)	TOP: C0036RTMNU BASE: 2334B		TOP: C0036RTMNU BASE: 0834B	TOP: C0036RTMNU BASE: 2340B	TOP: C0036RTMNU BASE: 0800B
■	36" SQUARE TOP (with Hole)	TOP: C3636STM BASE: 2334B			TOP: C3636STM BASE: 2340B	
■	36" SQUARE TOP (no Hole)	TOP: C3636STMNU BASE: 2334B		TOP: C3636STMNU BASE: 0834B	TOP: C3636STMNU BASE: 2340B	TOP: C3636STMNU BASE: 0800B
●	42" ROUND TOP (with Hole)		TOP: C0042RTM BASE: 3334B			TOP: C0042RTM BASE: 3340B
●	42" ROUND TOP (no Hole)		TOP: C0042RTMNU BASE: 3334B			TOP: C0042RTMNU BASE: 3340B
■	42" SQUARE TOP (with Hole)		TOP: C4242STM BASE: 3334B			TOP: C4242STM BASE: 3340B
■	42" SQUARE TOP (no Hole)		TOP: C4242STMNU BASE: 3334B			TOP: C4242STMNU BASE: 3340B
+	UMBRELLA BASE PLATE (Zinc-plated, Solid-steel)	23UMB (Required with Umbrella)	33UMB (Required with Umbrella)	N/A	23UMB (Required with Umbrella)	33UMB (Required with Umbrella)

UMBRELLA BASE PLATE

An umbrella base plate is required when using 23XXX and 33XXX table bases with an umbrella. This zinc-plated, solid-steel umbrella base is available in all frame finishes and attaches to the table base. It can also be used to add weight to any 23XXX and 33XXX table base. To view, refer to page 87.



18" UMBRELLA BASE PLATE
23UMB

Use with base 23275B, 2330B, 2334B, & 2340B



24" UMBRELLA BASE PLATE
33UMB

Use with base 33275B, 3330B, 3334B, & 3340B

Base shown with umbrella base plate.



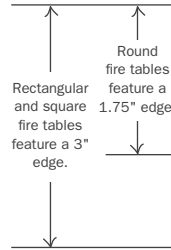
TIMBER FIRE TABLES NATURAL SERIES

Individually handcrafted and cast from beautiful reclaimed wood tables, our Timber fire tables look incredibly realistic. A favorite from coast to coast, our versatile Timber fire tables will be the focal point of your outdoor space. Our Timber tops are made with extremely durable materials, allowing them to withstand even the toughest weather conditions. Homecrest fire tables offer a powerful burner, up to 60,000 BTUs, and come standard with your choice of fire jewelry, as well as a secure key, natural gas orifice, and black 3/4" aluminum fire burner riser.

AVAILABLE TOP COLORS



73 - DUNE 20 - SEQUOIA 21 - DRIFT 70 - CHAR




Note: Each top is individually handcrafted and will vary in color. Colors are representations, refer to an actual sample. For table options, including occasional, dining, café, balcony, and bar options, check out pages 134-137.



PRODUCT FEATURE

Every Homecrest fire table features easy propane access, a removable key valve for flame control, and a standard burner riser to keep the table surface cool. We also offer glass guards, which are recommended for use in windy conditions to contain the flame.



FIRE PITS | AURORA BASE & ACCESSORIES Features a 3" straight edge profile.

Note: Each fire table comes standard with a 12" x 24" rectangular or 20" round 60,000 BTU stainless steel black powder-coated burner, external key valve, match-light ignition, natural gas orifice, 20 lbs of fire jewelry (select one or two colors), and a black 3/4" fire burner riser.

					
42" COFFEE 8942SLTM - Aurora Base H: 19" Use fire table cover 005106	42" CHAT 8942SCTM - Aurora Base H: 24.5" Use fire table cover 005106	32" x 52" COFFEE 893252XLTM - Aurora Base H: 19" Use fire table cover 006139	32" x 52" CHAT 893252XCTM - Aurora Base H: 24.5 Use fire table cover 006139	36" x 60" COFFEE 893660XLTM - Aurora Base H: 19" Use fire table cover 006138	36" x 60" CHAT 893660XCTM - Aurora Base H: 24.5" Use fire table cover 006138
					
22" BURNER COVER 91004 Smooth aluminum	14" x 26.25" BURNER COVER 91006 Smooth aluminum	22" LAZY SUSAN 91003 H: 1.125" Smooth aluminum	22.5" GLASS GUARD 005561 H: 6.75" Use in windy conditions	15.5" x 28.5" GLASS GUARD 006086 H: 5.8" Use in windy conditions	HORIZONTAL LP TANK 005269 - 20 lbs Use with all 19" height fire pits, sold separately

FIRE PITS | NOVA BASE & ACCESSORIES Features a 1.75" straight edge profile.

Note: Each fire table comes standard with a 12" round 30,000 BTU stainless steel black powder-coated burner, external key valve, match-light ignition, natural gas orifice, 10 lbs of fire jewelry (select one color), and a black 3/4" fire burner riser.

			
30" CHAT 3430CTM - Nova Base H: 24.5"	36" CHAT 3436CTM - Nova Base H: 24.5"	12.25" BURNER COVER 91007 Smooth aluminum	14.5" GLASS GUARD 006840 H: 6" Use in windy conditions

 This piece is available in the Quick Ship Program.







FIRE PITS & FIRE TABLES | VALERO BASE & ACCESSORIES Features a 1.75" straight edge profile.

Note: Each fire table comes standard with a 20" round 60,000 BTU stainless steel black powder-coated burner, external key valve, match-light ignition, natural gas orifice, 20 lbs of fire jewelry (select one or two colors), and a black 3/4" fire burner riser. Duo-Tone option is available (select a frame color and a side panel color).

					
42" COFFEE 4642LTM - Valero Base H: 19" Use fire table cover 005369	54" COFFEE 4654LTM - Valero Base H: 19" Use fire table cover 005108	42" CHAT 4642CTM - Valero Base H: 24.5" Use fire table cover 005369	54" CHAT 4654CTM - Valero Base H: 24.5" Use fire table cover 005108	42" DINING 4642DTM - Valero Base H: 27.5" Use fire table cover 005369	54" DINING 4654DTM - Valero Base H: 27.5" Use fire table cover 005108
					
42" BALCONY 4642BTM - Valero Base H: 34.5" Use fire table cover 005369	54" BALCONY 4654BTM - Valero Base H: 34.5" Use fire table cover 005108	22" BURNER COVER 91004 Smooth aluminum	22" LAZY SUSAN 91003 H: 1.125" Smooth aluminum	22.5" GLASS GUARD 005561 H: 6.75" Use in windy conditions	HORIZONTAL LP TANK 005269 - 20 lbs Use with all 19" height fire pits, sold separately

FIRE JEWELRY | 1/4" GLASS

Note: When ordering fire jewelry individually (without a fire table), use the six-digit model number. When ordering with a fire table, use the two-digit color code number that is next to the color name.

							
13 - CRYSTAL ICE 006117	20 - PLATINUM 006124 - Reflective	16 - COPPER 006120 - Reflective	14 - BRONZE 006118 - Reflective	19 - MIDNIGHT BLACK 006123 - Reflective	15 - GUNMETAL 006119 - Reflective	17 - SAPPHIRE 006121 - Reflective	18 - CARIBBEAN BLUE 006122 - Reflective

SHOWN IN PHOTO:

ALLURE ARMLESS ADJUSTABLE CHAISE | 11310
Carbon | Carbon Frame Finish

ALLURE ARMLESS ADJUSTABLE DOUBLE CHAISE | 11310D
Carbon | Carbon Frame Finish

9' MARKET UMBRELLA | 854FMA
Spectrum Peacock (Sunbrella) | Matte Black Umbrella Pole

CAST IRON UMBRELLA BASE | 00091
Carbon Frame Finish

20" PILLOW | 00020
Gateway Mist (Sunbrella)

22" MODE END TABLE | 13220
Onyx Top | Carbon Frame Finish





EXPERIENCE
CHOICE
AND
STYLE

Decorate your outdoor space like you would indoors with Homecrest Outdoor Essentials. Go beyond a comfortable seating arrangement and add a coordinating market, cantilever, or telescoping umbrella, or choose from our selection of throw pillows to complete your outdoor setting.

Note: Photos are representations, please refer to an actual sample.

SHOWN IN PHOTO:

ELEMENTS AIR LEFT ARM SOFA | 51AR43L
Stratus | Carbon Frame Finish

MODE CORNER UNIT | 1310020
Onyx Top | Carbon Frame Finish

ELEMENTS AIR ARMLESS CHAT CHAIR | 51AR350
Stratus | Carbon Frame Finish

ELEMENTS AIR RIGHT ARM LOVSEAT | 51AR42R
Stratus | Carbon Frame Finish

ELEMENTS CHAT CHAIR | 5139A
Palmetto Azure (Discontinued) | Carbon Frame Finish

36" x 60" TIMBER COFFEE FIRE PIT | 893660XLTM
Drift Top | Carbon Frame Finish | Sapphire Fire Jewelry

15.5" x 28.5" RECTANGULAR GLASS GUARD | 006086

22" MODE SIDE TABLE | 13220
Onyx Top | Carbon Frame Finish

20" SQUARE PILLOW | 00020
Canary (Outdura)

20" SQUARE PILLOW | 00020
Palmetto Azura (Discontinued)

18" SQUARE PILLOW | 00018
Palmetto Azura (Discontinued)

18" SQUARE PILLOW | 00018
Captiva Admiral (Discontinued)

16" SQUARE PILLOW | 00016
Rumor Waterfall (Discontinued)

12" x 22" KIDNEY PILLOW | 01222
Luna Admiral (Discontinued)

ELEMENTS LOW BACK DINING CHAIR | 51470
Polar (Brisa) | Glacier Back | Glacier Welt | Carbon Frame Finish

ELEMENTS LOW BACK SWIVEL ROCKER | 51390
Polar (Brisa) | Glacier Back & Welt | Carbon Frame Finish

42" x 62" TIMBER DINING TABLE | 2548SDTMNU
Drift Top | Carbon Frame Finish



OUTDOOR ACCESSORIES

Take customization one step further with Homecrest outdoor accessories. Bring your outdoor space to life with several options to choose from, including lazy susans, glass guards, and fire burner cover options.

LAZY SUSANS

Note: Lazy susans can be purposed as a fire burner cover. Be sure to specify the top or frame finish color when ordering the metal lazy susan and the color name when ordering the Stonegate lazy susans.



22" ROUND
91003
H: 1.125"
Smooth aluminum



24" ROUND
91005 - Stonegate Pebble
H: 1.5"



24" ROUND
91005 - Stonegate Boulder
H: 1.5"



24" ROUND
91005 - Stonegate Midnight
H: 1.5"

FIRE TABLE ACCESSORIES



42" COVER
005369
H: 19"
Use ripstop polyester cover with 42" round



42" COVER
005106
H: 19"
Use ripstop polyester cover with 42" square



54" COVER
005108
H: 19"
Use ripstop polyester cover with 54" round



32" x 52" COVER
006139
H: 19"
Use ripstop polyester cover with 32" x 52" rectangle



36" x 60" COVER
006138
H: 19"
Use ripstop polyester cover with 36" x 60" rectangle



14.5" GLASS GUARD
006840
H: 6"
Use in windy conditions



22.5" GLASS GUARD
005561
H: 6.75"
Use in windy conditions



15.5" x 28.5" GLASS GUARD
006086
H: 5.8"
Use in windy conditions



12.25" BURNER COVER
91007
Smooth aluminum



22" BURNER COVER
91004
Smooth aluminum



14" x 26.25" BURNER COVER
91006
Smooth aluminum



HORIZONTAL LP TANK
005269 - 20 lbs
Use with all 19" height fire pits, sold separately



1 LB HOSE & REGULATOR KIT
005598
Use for in-store demonstrations

FIRE JEWELRY

Note: Each fire table comes with any two 10 lb bags (your choice of one or two colors). Nova base fire pits come with one 10 lb bag and only allow for one color selection. When ordering fire jewelry individually (without a fire table), use the six-digit model number. When ordering with a fire table, use the two-digit color code number that is next to the color name.



13 - CRYSTAL ICE
006117



20 - PLATINUM
006124 - Reflective



16 - COPPER
006120 - Reflective



14 - BRONZE
006118 - Reflective




19 - MIDNIGHT BLACK
006123 - Reflective



15 - GUNMETAL
006119 - Reflective



17 - SAPPHIRE
006121 - Reflective



18 - CARIBBEAN BLUE
006122 - Reflective

UNIVERSAL ANCHOR KIT - Homecrest offers a Universal Anchor Kit (406980) to secure furniture to the ground. This kit consists of four discrete powder-coated brackets, and is compatible with most Homecrest lounge seating and table collections.

This piece is available in the Quick Ship Program.



SHOWN IN PHOTO:

ALLURE LEFT OR RIGHT ARM CLUB CHAIR | 1137LR
Canvas Canvas (Sunbrella) | Carbon Frame Finish

ALLURE OTTOMAN | 1112A
Canvas Canvas (Sunbrella) | Carbon Frame Finish

20" SQUARE PILLOW | 00020
Gateway Tropic (Sunbrella)

18" SQUARE PILLOW | 00018
Canvas Canvas (Sunbrella)

18" SQUARE PILLOW | 00018
Spectrum Peacock (Sunbrella)

12" x 22" KIDNEY PILLOW | 01222
Spectrum Aztec (Sunbrella)

12" x 22" KIDNEY PILLOW | 01222
Radiant Silver (Discontinued)



THROW PILLOWS

Take outdoor comfort and style to the next level with our incredibly durable pillows. Mix and match with solids, patterns, and textures from our fabric offering to add a touch of colorful style to your outdoor space. Whether you're adding color and dimension to deep seating or fashion to a lounge, Homecrest outdoor throw pillows are sure to make a statement.



16" SQUARE
00016 (with Welt)
H: 16" W: 16" D: N/A



18" SQUARE
00018 (with Welt)
H: 18" W: 18" D: N/A



20" SQUARE
00020 (with Welt)
H: 20" W: 20" D: N/A



12" x 16" KIDNEY
01216 (with Welt)
H: 12" W: 16" D: N/A



12" x 22" KIDNEY
01222 (with Welt)
H: 12" W: 22" D: N/A



12" x 30" KIDNEY
01230 (no Welt)
H: 12" W: 30" D: N/A



GRACE CUSHION ARM PILLOW
10380PO (no Welt)
H: 8.5" W: 21.5" D: 6"




ALLURE MODULAR LEFT ARM PILLOW
1135POLH
H: 12" W: 4" D: 26.5"



ALLURE MODULAR RIGHT ARM PILLOW
1135PORH
H: 12" W: 4" D: 26.5"

Note: The pillow welt is the same fabric as the pillow.

 This piece is available in the Quick Ship Program.

HOMECREST MARKET UMBRELLAS

CRANK LIFT/AUTO TILT & PULLEY LIFT

Our fiberglass market umbrellas are manufactured using the most resilient materials available. The half-inch thick fiberglass ribs allow the frame to bend and flex easily in windy conditions, while the durable aluminum center pole, and maintenance-free resin and stainless steel parts ensure this umbrella will provide years of worry-free shade. Choose from a heavy gauge pulley system or industry-best crank auto tilt. Our market umbrellas offer commercial-grade quality and durability to any outdoor space.



MARKET UMBRELLA CRANK LIFT/AUTO TILT

The ONLY crank auto tilt in the industry designed and warranted for commercial use. Our crank lift/auto tilt market umbrella is engineered to withstand 40 mph sustained winds.

- 316 stainless steel, commercial-grade, 60° tilt, crank handle and axle
- 1.5" diameter center pole with a durable 1/8" aluminum wall thickness provides incredible strength and durability
- 1/2" fiberglass ribs and struts for maximum strength and flexibility
- Stainless steel grommets attach the canopy securely to the frame
- 4-layer fabric protection and closed stitching pocket



6.5' SQUARE

U 454FMA-SQ - 20 lbs
 A - Overall Height: 107"
 B - Clearance: 79"
 C - Closed Clearance: 48"
 D - Crank Clearance: 36"
 Mast Diameter: 1.5"



7.5' OCTAGON

U 845FMA - 19 lbs
 A - Overall Height: 98"
 B - Clearance: 72"
 C - Closed Clearance: 49"
 D - Crank Clearance: 36"
 Mast Diameter: 1.5"



9' OCTAGON

U 854FMA - 24 lbs
 A - Overall Height: 107"
 B - Clearance: 79"
 C - Closed Clearance: 48"
 D - Crank Clearance: 36"
 Mast Diameter: 1.5"

BAR HEIGHT POLE OPTION

A bar height pole is available and adds 10" to the overall height. Use the umbrella model numbers on the left and specify "bar" when ordering.




MARKET UMBRELLA PULLEY LIFT

 This piece is available in the Quick Ship Program.


Our easy glide pulley system is supported by a durable woven cord, which allows you to effortlessly open and close the umbrella. All of our pulley lift umbrellas are designed with a hook pin to keep the pulley cord out of reach and out of sight. Our pulley lift market umbrella is engineered to withstand 40 mph sustained winds.

- 1.5" diameter center pole with a durable 1/8" aluminum wall thickness provides incredible strength and durability
- 1/2" fiberglass ribs and struts for maximum strength and flexibility
- Smooth and effortless pulley system
- Stainless steel grommets attach the canopy securely to the frame
- 4-layer fabric protection and closed stitching pocket



6.5' SQUARE
 454FM-SQ - 15 lbs
 A - Overall Height: 97"
 B - Clearance: 77"
 C - Closed Clearance: 41"
 Mast Diameter: 1.5"



7.5' OCTAGON
 845FM - 16 lbs
 A - Overall Height: 94"
 B - Clearance: 76"
 C - Closed Clearance: 44"
 Mast Diameter: 1.5"



9' OCTAGON
 854FM - 20 lbs
 A - Overall Height: 97"
 B - Clearance: 77"
 C - Closed Clearance: 41"
 Mast Diameter: 1.5"

BAR HEIGHT POLE OPTION
 A bar height pole is available and adds 10" to the overall height. Use the umbrella model numbers on the left and specify "bar" when ordering.

BASE OPTIONS *Note: Umbrella bases are available in all Homecrest frame finishes, except for the aluminum shell with wheels, which is matte silver.*



CAST IRON
 00091 - 45 lbs
 H: 20.5" W: 20" D: 20"



ALUMINUM SHELL
 00090 - 50 lbs
 H: 6" W: 18" D: 18"
Must fill with sand.



PREMIUM ALUMINUM BASE (with Wheels)
 100A - 100 lbs
 H: 4" W: 24" D: 24"

MARKET POLE COLORS



MATTE BRONZE



MATTE SILVER



MATTE BLACK

Turn the page to view additional umbrella options! →

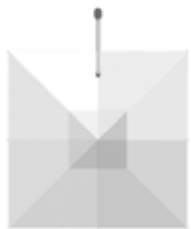
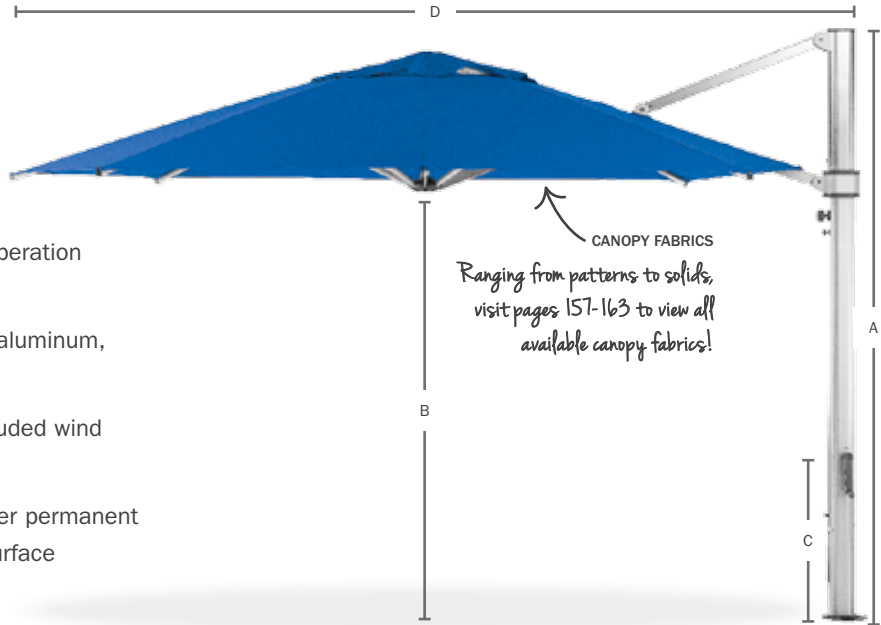
Note: Umbrella clearance dimensions are measured while not mounted in a base. Depending on the selected base, these clearance measurements will change. All dimensions have a +/-5" tolerance based on multiple variables: pin placement height, crank tautness, and fabric weight.

Available in:  Umbrella

SOREN UMBRELLA CANTILEVER

This umbrella combines style with size, strength, and durability to provide a lasting solution to your shade needs. The Soren cantilever umbrella is available in a 13' octagon and a 10' square with five base options. Its 360° rotation and infinite tilt system allows for easy opening and closing, while providing complete shade flexibility. Heavy gauge extruded aluminum and stainless-steel parts on a marine-grade, corrosion-resistant aluminum frame ensure the Soren is ideal for both commercial and residential environments. Choose from among dozens of high-quality fabrics for a beautiful, low-maintenance shade solution!

- Full 360° rotation, combined with the infinite tilt system, allows for countless tilt angles, providing hours of maximum shade regardless of the position of the sun
- Maintenance-free stainless steel hardware
- The crank lift is built for commercial use, and is designed for smooth and effortless operation in any environment
- The mast and all critical joints are extruded aluminum, ensuring unmatched strength and durability
- Engineered to withstand 35 MPH winds; included wind stabilizer kit increases this by 5 MPH
- Multiple mounting options are available, either permanent or semi-permanent, for installation on any surface



10' SQUARE

U 883ECU-SQ - 120 lbs
 A - Overall Height: 110"
 B - Clearance: 82"
 C - Closed Clearance: 27"
 D - Overall Depth: 135"
 Mast Diameter: 3.3" x 5"



13' OCTAGON

U 880ECU - 140 lbs
 A - Overall Height: 110"
 B - Clearance: 82"
 C - Closed Clearance: 30"
 D - Overall Depth: 163"
 Mast Diameter: 3.3" x 5"

PRODUCT FEATURES



INFINITE TILT SYSTEM



EXTRUDED ALUMINUM MAST



EXTRUDED ALUMINUM ON ALL CRITICAL JOINTS

Note: Umbrella clearance dimensions are measured while not mounted in a base. Depending on the selected base, these clearance measurements will change. All dimensions have a +/-5" tolerance based on multiple variables: pin placement height, crank tautness, and fabric weight.

BASE OPTIONS **Note:** Umbrella bases are in matte silver, except for the direct surface mount, which is matte black.



STEEL MAX

NGU-550-E - 150 lbs
 H: 5" W: 45" D: 45"
 Pavers not included.



STEEL MAX

NGU-550 - 550 lbs
 H: 5" W: 45" D: 45"
 Base includes pavers.



MAX PLATE STACK

ECU40G-X3 - 555 lbs
 H: 2" W: 40" D: 40"



IN-GROUND MOUNT

ECU-IG - 18 lbs
 H: 20" W: 8" D: 8"
 Can be mounted in concrete, soil, and hard clay.



DIRECT SURFACE MOUNT

ECU-DP - 12 lbs
 H: 5" W: 12.5" D: 12.5"
 Can be mounted to concrete, wood deck, or any stable solid surface.

SOREN POLE COLOR



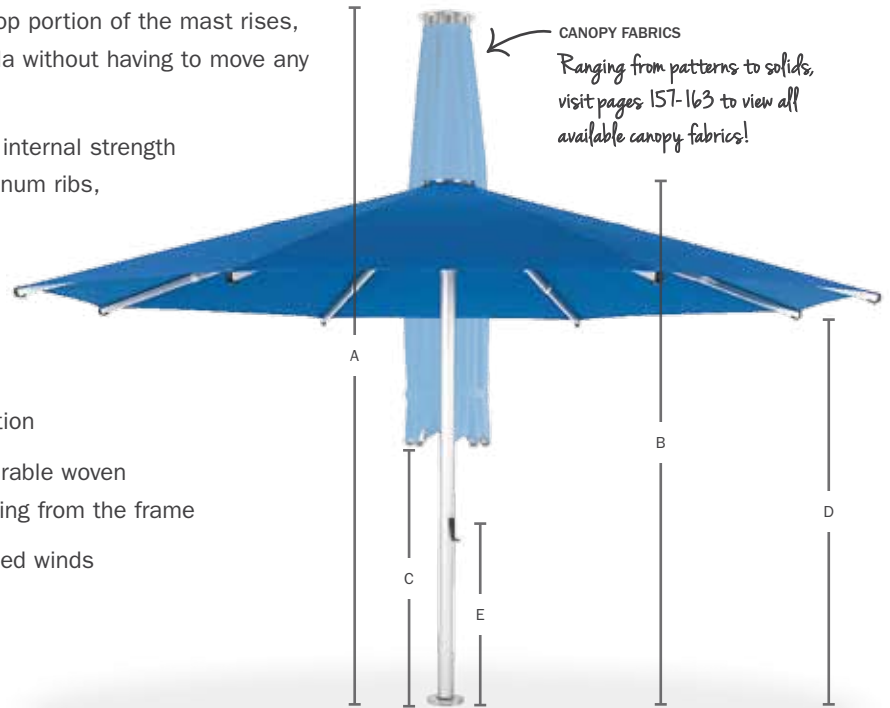
MATTE SILVER

Available in: U Umbrella

ARBOR UMBRELLA TELESCOPE

Arbor offers maximum shade and weather protection for commercial environments. Its 9 oz. marine-grade acrylic canopy is supported by reinforced extruded aluminum ribs that connect to a 4" mast. Every detail of this premium giant center-post umbrella ensures that the Arbor will withstand even the harshest conditions. The commercial-grade telescoping crank mechanism allows for effortless opening and closing of the umbrella without having to move any furniture underneath. Umbrellas comparable to Arbor in size and weight almost always require a permanent installation. Arbor is one of the only large shade structures in the industry with a semi-permanent and non-permanent mount available. This umbrella not only looks spectacular, but is a practical shade solution in a number of commercial applications.

- As the telescoping Arbor cranks down, the top portion of the mast rises, allowing you to completely close the umbrella without having to move any furniture placed underneath
- 4" diameter aluminum center pole with four internal strength channels, combined with the extruded aluminum ribs, provide exceptional support and strength
- For easier installation of an umbrella this large, Arbor mounts to a hinged spigot. This allows for the umbrella mast to be placed onto the spigot while the unit is on its side, prior to raising it to an upright position
- Reinforced grommets paired with an ultra-durable woven nylon wrap prevent the chance of fabric tearing from the frame
- Engineered to withstand 50-60 MPH sustained winds
- Maintenance-free stainless steel hardware



13' SQUARE
 U 8110NGU-SQ - 220 lbs
 A - Closed Height: 14'
 B - Open Height: 10.5'
 C - Closed Clearance: 52"
 D - Open Clearance: 96"
 E - Crank Clearance: 43"
 Mast Diameter: 4"



16' OCTAGON
 U 896NGU - 260 lbs
 A - Closed Height: 14'
 B - Open Height: 10.5'
 C - Closed Clearance: 66"
 D - Open Clearance: 98"
 E - Crank Clearance: 43"
 Mast Diameter: 4"

PRODUCT FEATURES



TELESCOPING MAST



DOUBLE REINFORCED JOINTS



EXTRUDED ALUMINUM MAST

Note: Umbrella clearance dimensions are measured while not mounted in a base. Depending on the selected base, these clearance measurements will change. All dimensions have a +/-5" tolerance based on multiple variables: pin placement height, crank tautness, and fabric weight.

BASE OPTIONS **Note:** Umbrella bases are in matte silver.



STEEL MAX
 NGU-550-E - 150 lbs
 H: 5" W: 45" D: 45"
 Pavers not included.



STEEL MAX
 NGU-550 - 550 lbs
 H: 5" W: 45" D: 45"
 Base includes pavers.



IN-GROUND MOUNT
 NGU-IG - 18 lbs
 H: 8" W: 20" D: 20"
 Can be mounted in concrete, soil, and hard clay.




DIRECT SURFACE MOUNT
 NGU-DP - 20 lbs
 H: 5" W: 20" D: 20"
 Can be mounted to concrete, wood deck, or any stable solid surface.

ARBOR POLE COLOR



MATTE SILVER

Available in: **U** Umbrella



EXPERIENCE
FASHION
AND
FUNCTION



Experience the ultimate in style and selection with Homecrest's outdoor fabrics and durable finishes. With a wide variety of colors and textures, you can choose the look that suits you. Customize your chair, loveseat, sofa, or chaise by using our online Interactive Design Center at design.homecrest.com. Here, you can customize Homecrest furniture with a variety of fabric and frame finishes.

HOMECREST FABRICS

SENSATION & OTHER SLINGABLE FABRICS

Design matters. Without great fabrics, outdoor spaces lack meaning and inspiration. The perfect combination of color, texture and pattern not only adds beauty, but has the power to invigorate and rejuvenate. Our exclusive Sensation slingable fabrics are as innovative as they are beautiful. In addition to our complete sling offerings, Homecrest has partnered with Sunbrella®, Outdura®, and Brisa® to offer exclusive fabric options that feature unparalleled performance and durability, without sacrificing design. These fabulous collections help you create a beautiful custom outdoor space tailored to your design aesthetic.

For design ideas and inspiration, visit our website. To help you visualize and customize your chair or fire table, use our Interactive Design Center at design.homecrest.com. Here you'll have the opportunity to: 1) Pick your frame, 2) Choose your finish, 3) Select your fabric, and 4) View, print, and buy.



Five-Year Double Layer Sling Residential Warranty

Homecrest Outdoor Living offers a five-year residential warranty on the celebrated Homecrest double layer sling. Homecrest's patented sling and padded sling designs have been the industry's most comfortable and durable sling products for decades, and customers can now enjoy the longest consumer warranty protection of any sling or padded sling on the market. Our five-year residential warranty applies to all new Homecrest chairs sold with a double layer sling or padded sling design, including air products that feature our double layer sling technology.



SEATING OPTIONS LEGEND:

A Air **S** Sling **PS** Padded Sling **C** Cushion **U** Umbrella **V** Vintage Wire **W** Welt

SEATING OPTION & FABRIC SELECTION GUIDE



A Air | Homecrest air collections feature the appearance and comfort of deep seating in a foam-free, cushionless construction. Luxurious and exclusive Sensation sling fabrics are used for the ultimate in low-maintenance comfort, while also featuring benefits such as exceptional shape retention and surface memory. The air sling is a double layer design that is extremely comfortable and field-replaceable. All double layer slings carry a five-year residential warranty.

S Sling | The Homecrest-pioneered sling is constructed of double layers for unmatched comfort and support. Our durable sling is easily replaceable and is available in a variety of outdoor fabrics, including our exclusive Sensation slings. Minimal maintenance and comfortable design continues to make the Homecrest sling a #1 choice from coast to coast. When selecting a Homecrest sling seating option (except for Allure and Elevate), you will need to select a welt or binding color. Welting will match the frame finish unless an alternate is selected. Slings utilize the same fabric on the front and back for an attractive look. All double layer slings carry a five-year residential warranty.

PS Padded Sling | Our padded sling seating option features a triple layer sling with slight padding for added comfort. This attractive chair, with distinctive silhouette stitching, gives you not only a comfortable sit, but also a stylish addition to your outdoor space. The padded sling seating option expands your fabric options to include Outdura®, Sunbrella®, and Brisa® acrylic and leather-inspired outdoor cushion fabrics. For the padded sling seating option, you will need to select an acrylic or leather-inspired cushion fabric for the front and a Homecrest sling fabric for the back. Like the sling seating option, when selecting the padded sling seating option, you will need to select a welt or binding color. Welting will match the frame finish unless an alternate is selected.

C Cushion | Our durable cushions provide additional comfort in a fast-paced world. The cushion seating option includes UltraCore™, DreamCore™, Luxe Outdoor, dining cushions, removable cushions, and padded seats. Homecrest cushions are extremely comfortable and weather-resistant.

W Welt | Welting or binding will match the frame finish unless an alternate is selected.

HOW TO READ A HOMECREST FABRIC LABEL & MAKE ORDERING EASY...

When choosing a fabric for the product selected, seating option coding will confirm the availability. Please indicate the fabric grade and follow the "ordering process" instructions for that fabric.

Fabric Name

Grades:
A = \$ and B = \$\$

Note: Fabrics are separated into different grades based on their construction characteristics (types of yarns, dyes that were used, weave intricacy, etc.). While grade A fabrics cost less than grade E fabrics, this doesn't indicate the quality of the materials used.

Carbon

Grade A

Fabric Content: PVC

S Sling - This fabric will be used for the front and back of a sling (S). On many Homecrest sling collections, a welt (W) is also required.

PS Padded Sling (Back Only) - This fabric is an option for the back of a padded sling only.

W Welt - This fabric is a welting (W) fabric.

Note: For ordering tips, see the inside back cover.

S

PS

W

Ordering Tips:

A Air - Sensation sling fabrics will be used for the front and back of air (A) collections. A welt fabric is not required.

S Sling - Sling fabrics will be used for the front and back of a sling (S). On many sling collections, a welt (W) is also required. If a welt is NOT selected, it will default to the frame finish.

PS Padded Sling - The padded sling (PS) front is available in acrylic and leather-inspired fabrics only. A Homecrest sling (S) fabric is required for the back. If a back or welt (W) fabric is NOT selected, it will default to the frame finish.

W Welt - On many sling collections, a welt (W) is required. If a welt fabric is NOT selected, it will default to the frame finish. Some fabrics are available in both sling (S) and welt fabrics, creating a seamless or self-welted look.

Denotes what seating option the fabric is available on.

SENSATION FABRICS

For more than sixty years, Homecrest has built its reputation on quality, innovation, and comfort. One landmark example of this was in our introduction of the Sensation sling in 2002. As pioneers in the elastomeric fabric category, we have more than 15 years of experience building Sensation sling furniture; and to this day, there is nothing that comes close to the maintenance-free comfort, memory, colorfastness, and longevity of a Homecrest Sensation chair.

Sensation slings are constructed using an elastomeric yarn that is woven together with normal PVC sling fibers, creating a material that has amazing stretch characteristics for comfort, and outstanding memory for fabric longevity. If you have never sat in a Sensation sling chair, you really need to—the difference in comfort between a Sensation sling and a standard PVC sling is remarkable. The fabric stretches and moves according to the frame of the person sitting in it, while providing excellent support and comfort; and once the chair is vacated, the memory of the elastomeric fibers causes the fabric to return to its smooth, clean profile.

Sensation slings also have an incredible strength story to tell. All of Homecrest's standard sling products go through 50,000 cycles of drop-testing, which in itself is remarkable; but Sensation slings go well over 90,000 cycles without damage. Our testing has also shown that Sensation fabrics promote the structural integrity of the metal frames used in chair construction, as the elastomeric characteristics absorb much of the shock that would normally be borne by the supporting frame.

As for maintenance, Sensation fabrics just can't be beat. There's no such thing as a 'dry time' after rain—if it needs to be used immediately after a storm, towel it off and it's ready to go. Likewise, cleaning is a breeze, and its incredible colorfastness makes it look showroom-ready year-round.

At Homecrest, we use Sensation fabrics on deep seating and dining furniture alike. Whether on a single dining chair or a giant lounging sectional, all Sensation products feature double-layer slings and our unique "cushionless", foam-free construction, bringing together the very best in comfort, style, and maintenance-free outdoor living.



AGATE II | B



BISQUE | B




CAMEO II | B



CARIBBEAN | B



CEDAR II | B



POPPY | B



STRATUS | B



ZINC II | B



SLINGABLE FABRICS

Homecrest sling (S) fabrics can be used on all sling seating collections with the exception of Homecrest air (A) collections. Products that indicate air, as a seating option, are only available in Homecrest's Sensation slings. Homecrest's double layer sling has both a welted design and no welt design signified by the collection. The sling fabric will be the same on the front and the back unless a padded sling is selected.

The padded sling (PS) seating option is only available in acrylic and leather-inspired fabrics, also know as cushion (C) fabrics, but require a sling back fabric selection and a welt (W). Look for sling fabrics with the (W) symbol for welting. The welt color will always default to the frame finish welt color unless an alternate is selected.



ALUMINUM | A

S




BRINDLE | A

S



CARBON | A

S W



DORSET | A

S



FOSSIL | B

S



GLACIER | A

S W



GLOW | B

S



HICKORY | A

S W



KAMALI | A

S



KOZO | B

S



MALACHITE | B

S




MEADOW | B

S



NIKO | A

S W



NOVA | A

S




OCEAN | A

S W



ONYX | A

S W



POTTER | A

S W




PRIA | B

S



RAPIDS | B

S




ROSE | A

S



SANDBAR | A

S W



SARASA | B

S




SEDONA | A

S W




SHADOWS | B

S



SHELBY | B

S




STORM/TITAN | A

S W



TERRACE | A

S



TUNGSTEN | B

S



UMBER | A

S W

WELT FABRICS


Homecrest's industry-leading slings and padded slings are constructed using welting. You may select a welting color below to coordinate with your fabric or, if no welt fabric is selected, the welt fabric will default to match the frame finish. These options can also be used as slings and backing for padded slings.



CARBON | A




GLACIER | A



HICKORY | A



NIKO | A



OCEAN | A



ONYX | A




POTTER | A



SANDBAR | A



SEDONA | A



STORM/TITAN | A



UMBER | A



DESIGN TIP


Want something sleek and monochromatic? Choose from these fabrics for your sling front, back, and welt to create a self-welted look. To visualize this look, visit our Interactive Design Center at design.homecrest.com.

BRISA® LEATHER-INSPIRED FABRICS

Brisa® leather-inspired outdoor fabrics are available on our cushion and padded sling seating options. For padded slings, we recommend selecting a coordinating solid sling welt/back for a seamless look (i.e. Polar front and Glacier welt/back).




MOHAVE | E




BUCKSKIN | E



CHAMOIS | E




LASO | E



WAYLAN | E



GREIGE | E



SHADOW | E



CHAPS | E



POLAR | E



JASPER | E



DAISY | E



DURANGO | E




AZTEC | E




NIMBUS | E




GLASS | E



CRICKET | E



MARIGOLD | E



BURNT RED | E



Available in: **S** Sling **W** Welt **PS** Padded Sling **C** Cushion

BRISA® LEATHER-INSPIRED FABRICS (CONTINUED)



BLACK ONYX | E

PS C



MICHIGAN BLUE | E

PS C



SEA GREEN | E

PS C

RECACRIL® UMBRELLA FABRICS

Recacril canvases are high-performance fabrics made from fade-resistant, solution-dyed acrylic specially designed for umbrella canopies. All of these marine-grade fabrics undergo rigorous quality-assurance testing, have an outer surface finish, and are treated with a specific process which makes the fabric waterproof. These easy-to-clean fabrics are mold and mildew resistant.



BLACK

U

Note: Stripe fabrics can only be sewn horizontally. For additional umbrella canopy fabric options, look for the "U" symbol on pages 159-163.



NAVY BLUE

U



PACIFIC BLUE

U



CAPRI

U




TURQUOISE

U



PISTACHIO

U



FOREST GREEN

U



BURGUNDY

U



LOGO RED

U



CORAL

U



TERRACOTTA

U



ORANGE

U



SUNFLOWER YELLOW

U



BROWN

U



TOAST

U




LINEN

U




WHITE

U



CADET GREY

U




CHARCOAL GREY

U



RED STRIPE

U



ORANGE STRIPE

U



YELLOW STRIPE

U




BLUE STRIPE

U



TURQUOISE STRIPE

U



BLACK STRIPE

U

Available in: PS Padded Slings C Cushion U Umbrella

Turn the page to view more fabric options! →

ANTIMICROBIAL PROPERTIES

One of the great things about Homecrest Outdoor Living furniture is that it's designed to last for years and perform in any environment. Our products owe this in part to being antimicrobial and easily cleanable.

Homecrest's antimicrobial design starts with our fabric. All of our fabric types are bleachable with the use of a safe bleach cleaning solution, but antimicrobial features go further than that for our most popular fabric types.



For one, our double-layer sling seating—which is known for its high level of comfort—is constructed of antimicrobial-rated, Microban-infused material. And of course, these slings can also be safely bleached without harming their appearance or integrity. This means that, not only does our sling seating naturally prevent the lingering and transmission of dirt and germs, they can also easily be cleaned between uses for added protection.



Beyond fabrics, we also have added protections for all of our cushioned seating. With our DreamCore™ and UltraCore™ cushions, we include a ticking fabric underlayment beneath the product's exterior. This underlayment prevents transmission of any foreign materials or fluids into the cushion foam. This ensures that cleaning the outer layer of fabric is all the maintenance needed in order to keep our cushioned products hygienic.

Finally, we finish our aluminum frames with a special powder-coating paint. Besides creating an even layer of color, this process makes our frames completely non-porous. In contrast to other materials used in the outdoor furniture industry, such as wood or natural fibers, our powder-coated aluminum frames can be effectively wiped and bleached clean.



OUTDURA® FABRICS

Homecrest has partnered with Outdura to offer Homecrest dealers and consumers more exclusive fabric options. With the addition of these durable and fashion-forward fabrics, you'll be sure to create an outdoor space that speaks your style.



Ovation III Collection

FABRIC NAME	AVAILABILITY	ITEM #	GRADE	FABRIC NAME	AVAILABILITY	ITEM #	GRADE	FABRIC NAME	AVAILABILITY	ITEM #	GRADE
Antique Beige	PS, C, U, V	5406	B	Kinzie Coal	PS, C, U	7065	B	Sail Away Aqua	PS, C, U	3818	B
Aquamarine	PS, C, U, V	5407	B	Kinzie Grass	PS, C, U	7054	B	Sail Away Coco	PS, C, U	3821	B
Aquatic	PS, C, U, V	5436	B	Kinzie Sailor	PS, C, U	7059	B	Sail Away Earth	PS, C, U	3822	B
Bedrock Almond	PS, C, U	3714	C	Kinzie Steel	PS, C, U	7064	B	Sail Away Hunter	PS, C, U	3819	B
Bedrock Smoke	PS, C, U	3717	C	Kinzie Wheat	PS, C, U	7063	B	Sail Away Sailor	PS, C, U	3816	B
Bedrock Tamale	PS, C, U	3715	C	Kona	PS, C, U, V	5426	B	Sail Away Summer	PS, C, U	3817	B
Black	PS, C, U, V	5405	B	Linen	PS, C, U, V	5413	B	Sail Away Tamale	PS, C, U	3820	B
Burgundy	PS, C, U, V	5404	B	Loft Basil	PS, C, U	7434	C	Sand	PS, C, U, V	5419	B
Burnish	PS, C, U, V	5460	B	Loft Buff	PS, C, U	7433	C	Sandstone	PS, C, U, V	5445	B
Cadet Grey	PS, C, U, V	5408	B	Loft Crimson	PS, C, U	7437	C	Sepia	PS, C, U, V	5421	B
Canary	PS, C, U, V	5424	B	Loft Midnight	PS, C, U	7436	C	Sierra Delft	PS, C, U	3274	C
Captains Navy	PS, C, U, V	5403	B	Loft Slate	PS, C, U	7432	C	Soulmate Charcoal	PS, C, U	0839	C
Cardinal Red	PS, C, U, V	5418	B	Melody Chrome	PS, C, U	8713	C	Sparkle Baltic	PS, C, U, V	1743	A
Chesterfield Basil	PS, C, U	1334	B	Melody Lead	PS, C, U	8712	C	Sparkle Birch	PS, C, U, V	1706	A
Chesterfield Mint	PS, C, U	1319	B	Melody Lichen	PS, C, U	8711	C	Sparkle Navy Blue	PS, C, U, V	1726	A
Chesterfield Ruby	PS, C, U	1331	B	Melody Ruby	PS, C, U	8714	C	Sparkle Pool	PS, C, U, V	1713	A
Chesterfield Walnut	PS, C, U	1321	B	Melody Sapphire	PS, C, U	8710	C	Sparkle Snow	PS, C, U, V	1732	A
Chesterfield Whiskey	PS, C, U	1325	B	Memo Bark	PS, C, U, V	0531	B	Sparkle Turquoise	PS, C, U, V	1728	A
China Red	PS, C, U, V	5410	B	Memo Charcoal	PS, C, U, V	0526	B	Spiro Capri	PS, C, U	8526	D
Classic Royal	PS, C, U, V	5434	B	Natural White	PS, C, U, V	5409	B	Spiro Graphite	PS, C, U	8530	D
Crimson	PS, C, U, V	5451	B	Neptune	PS, C, U, V	5433	B	Static Coal	PS, C, U	8836	B
Dandelion	PS, C, U, V	5414	B	Olive	PS, C, U, V	5428	B	Static Coco	PS, C, U	8837	B
Domino Coco	PS, C, U	3119	C	Oz Green	PS, C, U, V	5417	B	Static Emerald	PS, C, U	8835	B
Domino Icing	PS, C, U	3124	C	Pacific Blue	PS, C, U, V	5402	B	Static Frost	PS, C, U	8827	B
Domino Ink	PS, C, U	3116	C	Pesto	PS, C, U, V	5432	B	Static Icing	PS, C, U	8826	B
Fenway Coal	PS, C, U	1510	C	Petrol	PS, C, U, V	5447	B	Static Pebble	PS, C, U	8829	B
Fenway Flannel	PS, C, U	1513	C	Poppy Capri	PS, C, U	7503	D	Static Sky	PS, C, U	8832	B
Flurry Cherry	PS, C, U	6928	C	Poppy Midnight	PS, C, U	7500	D	Stone	PS, C, U, V	5438	B
Flurry Granite	PS, C, U	6930	C	Poppy Steel	PS, C, U	7504	D	Storm Coco	PS, C, U	6622	B
Flurry Neptune	PS, C, U	6932	C	Pottery	PS, C, U, V	5437	B	Storm Grass	PS, C, U	6630	B
Flurry Spring	PS, C, U	6927	C	Reflections Basil	PS, C, U	9236	B	Storm Pewter	PS, C, U	6632	B
Flurry Whiskey	PS, C, U	6925	C	Reflections Crème	PS, C, U	9226	B	Storm Smoke	PS, C, U	6623	B
Forest Green	PS, C, U, V	5401	B	Reflections Lagoon	PS, C, U	9234	B	Stucco	PS, C, U, V	5459	B
Geo Carbon	PS, C, U	8803	D	Reflections Linen	PS, C, U	9227	B	Summit Graphite	PS, C, U	8329	C
Geo Nautical	PS, C, U	8804	D	Reflections Snow	PS, C, U	9225	B	Summit Pool	PS, C, U	8325	C
Golden	PS, C, U, V	5443	B	Reflections Straw	PS, C, U	9229	B	Taupe	PS, C, U, V	5412	B
Island Blue	PS, C, U, V	5441	B	Reflections Walnut	PS, C, U	9230	B	Terracotta	PS, C, U, V	5415	B
Ivory	PS, C, U, V	5430	B	Reseda	PS, C, U, V	5463	B	Wren	PS, C, U, V	5456	B
Jinga Nautical	PS, C, U	213J	C	Royal Navy	PS, C, U, V	5442	B	Zinc	PS, C, U, V	5457	B
Khaki	PS, C, U, V	5411	B	Rumor Dove	PS, C, U, V	6677	D				
Kinzie Aqua	PS, C, U	7055	B	Rumor Midnight	PS, C, U, V	6672	D				

Note: Outdura Jinga, Memo, Rumor, Solids, and Sparkle are the only available back fabric options for Grace and Magneta cushion. To view images of the Outdura fabrics, refer to homecrest.com/outdura.

SUNBRELLA® FABRICS

In addition to the Homecrest sling selections, the Sunbrella stock line is available for new orders and replacement cushions.

- Colors stay strong and vibrant in sun exposure and can be cleaned with bleach.
- Fabrics are soft, durable, and create an inviting decorative option.
- Jacquards, stripes, and solid-color textures can create a dramatic effect for your outdoor space.



Balance Collection

FABRIC NAME	AVAILABILITY	ITEM #	GRADE	FABRIC NAME	AVAILABILITY	ITEM #	GRADE	FABRIC NAME	AVAILABILITY	ITEM #	GRADE
Bliss Aspen	PS, C, U, V	0048135-0008	A	Centered Ink	PS, C, U	0056109-0002	B	Nurture Charcoal	PS, C, U, V	0042102-0006	D
Bliss Clay	PS, C, U, V	0048135-0005	A	Centered Onyx	PS, C, U	0056109-0001	B	Nurture Clay	PS, C, U, V	0042102-0010	D
Bliss Guava	PS, C, U, V	0048135-0006	A	Comfort Clay	PS, C, U	0016008-0002	B	Nurture Driftwood	PS, C, U, V	0042102-0005	D
Bliss Ink	PS, C, U, V	0048135-0009	A	Comfort Pebble	PS, C, U	0016008-0001	B	Nurture Haze	PS, C, U, V	0042102-0009	D
Bliss Lemon	PS, C, U, V	0048135-0007	A	Create Guava	PS, C, U	00145844-0003	C	Nurture Indigo	PS, C, U, V	0042102-0008	D
Bliss Linen	PS, C, U, V	0048135-0001	A	Create Haze	PS, C, U	00145844-0002	C	Nurture Laurel	PS, C, U, V	0042102-0007	D
Bliss Onyx	PS, C, U, V	0048135-0004	A	Create Laurel	PS, C, U	00145844-0004	C	Nurture Pebble	PS, C, U, V	0042102-0002	D
Bliss Pebble	PS, C, U, V	0048135-0010	A	Create Smoke	PS, C, U	00145844-0001	C	Nurture Shale	PS, C, U, V	0042102-0004	D
Bliss Sand	PS, C, U, V	0048135-0002	A	Embrace Indigo	PS, C, U	00145849-0003	C	Nurture Smoke	PS, C, U, V	0042102-0003	D
Bliss Smoke	PS, C, U, V	0048135-0003	A	Embrace Linen	PS, C, U	00145849-0002	C	Nurture White	PS, C, U, V	0042102-0001	D
Calm Graphite	PS, C, U	00145854-0001	C	Embrace Pewter	PS, C, U	00145849-0001	C	Renew Earthen	PS, C, U	00145843-0001	C
Calm Laurel	PS, C, U	00145854-0002	C	Equal Graphite	PS, C, U	0056110-0002	B	Renew Mist	PS, C, U	00145843-0002	C
Canvas Abyss	PS, C, U, V	0014066-0000	A	Equal Ink	PS, C, U	0056110-0001	B	Surround Dusk	PS, C, U	0040584-0001	B
Canvas Haze	PS, C, U, V	0014059-0054	A	Infused Gem	PS, C, U	00145853-0001	C	Surround Sunrise	PS, C, U	0040584-0002	B
Canvas Mushroom	PS, C, U, V	0014067-0000	A	Infused Twilight	PS, C, U	00145853-0002	C				

Note: Refer to www.homecrest.com/Sunbrella for images of the Sunbrella stock fabric options.

SUNBRELLA® FABRICS (CONTINUED)

Elements Collection

FABRIC NAME	AVAILABILITY	ITEM #	GRADE	FABRIC NAME	AVAILABILITY	ITEM #	GRADE	FABRIC NAME	AVAILABILITY	ITEM #	GRADE
Accord II Crimson	PS, C, U	45936-0000	D	Canvas Heather Beige	PS, C, U, V	5476-0000	A	Cast Tinsel	PS, C, U, V	40435-0000	A
Accord Jade	PS, C, U	45922-0000	D	Canvas Henna	PS, C, U, V	5407-0000	A	Cove Cameo	PS, C, U	58037-0000	B
Accord Koi	PS, C, U	45922-0001	D	Canvas Hot Pink	PS, C, U, V	5462-0000	B	Cove Pebble	PS, C, U	58036-0000	B
Action Ash	PS, C, U, V	44285-0001	C	Canvas Iris	PS, C, U, V	57002-0000	B	Davidson Redwood	PS, C, U	5606-0000	B
Action Denim	PS, C, U, V	44285-0004	C	Canvas Jockey Red	PS, C, U, V	5403-0000	A	Dimone Sequoia	PS, C, U	8031-0000	C
Action Linen	PS, C, U, V	44285-0000	C	Canvas Logo Red	PS, C, U, V	5477-0000	B	Dolce Mango	PS, C, U	56000-0000	B
Action Stone	PS, C, U, V	44285-0002	C	Canvas Macaw	PS, C, U, V	5429-0000	B	Dolce Oasis	PS, C, U	56001-0000	B
Action Taupe	PS, C, U, V	44285-0003	C	Canvas Melon	PS, C, U, V	5415-0000	A	Dorsett Cherry	PS, C, U	56059-0000	C
Astoria Lagoon	PS, C, U	56096-0000	B	Canvas Mineral Blue	PS, C, U, V	5420-0000	A	Dupione Aloe	PS, C, U, V	8068-0000	C
Astoria Sunset	PS, C, U	56095-0000	B	Canvas Natural	PS, C, U, V	5404-0000	A	Dupione Bamboo	PS, C, U, V	8013-0000	C
Berenson Tuxedo	PS, C, U	8521-0000	C	Canvas Navy	PS, C, U, V	5439-0000	A	Dupione Celeste	PS, C, U, V	8067-0000	C
Bessemer 1000BA	PS, C, U	7253-0000	C	Canvas Pacific Blue	PS, C, U, V	5401-0000	A	Dupione Cornsilk	PS, C, U, V	8012-0000	C
Blox Slate	PS, C, U	45542-0000	D	Canvas Palm	PS, C, U, V	5421-0000	B	Dupione Crimson	PS, C, U, V	8051-0000	C
Brannon Redwood	PS, C, U	5612-0000	B	Canvas Parrot	PS, C, U, V	5405-0000	B	Dupione Deep Sea	PS, C, U, V	8019-0000	C
Brannon Whisper	PS, C, U	5621-0000	B	Canvas Raven Black	PS, C, U, V	5471-0000	A	Dupione Dove	PS, C, U, V	8069-0000	C
Bravada Limelite	PS, C, U	5602-0000	C	Canvas Regatta	PS, C, U, V	5493-0000	A	Dupione Galaxy	PS, C, U, V	8016-0000	C
Bravada Salsa	PS, C, U	5601-0000	C	Canvas Rust	PS, C, U, V	54010-0000	B	Dupione Henna	PS, C, U, V	8056-0000	C
Cabana Classic	PS, C, U	58030-0000	B	Canvas Sapphire Blue	PS, C, U, V	5452-0000	A	Dupione Latte	PS, C, U, V	8066-0000	C
Cabana Regatta	PS, C, U	58029-0000	B	Canvas Sky Blue	PS, C, U, V	5424-0000	A	Dupione Laurel	PS, C, U, V	8015-0000	C
Cabaret Blue Haze	PS, C, U	45099-0003	C	Canvas Spa	PS, C, U, V	5413-0000	A	Dupione Nectarine	PS, C, U, V	8064-0000	C
Canvas Air Blue	PS, C, U, V	5410-0000	A	Canvas Sunflower	PS, C, U, V	5457-0000	A	Dupione Oak	PS, C, U, V	8057-0000	C
Canvas Antique Beige	PS, C, U, V	5422-0000	A	Canvas Tangerine	PS, C, U, V	5406-0000	B	Dupione Papaya	PS, C, U, V	8053-0000	C
Canvas Aruba	PS, C, U, V	5416-0000	A	Canvas Taupe	PS, C, U, V	5461-0000	A	Dupione Paradise	PS, C, U, V	8050-0000	C
Canvas Bay Brown	PS, C, U, V	5432-0000	B	Canvas Teak	PS, C, U, V	5488-0000	A	Dupione Pearl	PS, C, U, V	8010-0000	C
Canvas Birds Eye	PS, C, U, V	5472-0000	A	Canvas Teal	PS, C, U, V	5456-0000	A	Dupione Peridot	PS, C, U, V	8024-0000	C
Canvas Black	PS, C, U, V	5408-0000	A	Canvas Terracotta	PS, C, U, V	5440-0000	B	Dupione Sand	PS, C, U, V	8011-0000	C
Canvas Blush	PS, C, U, V	57000-0000	B	Canvas True Blue	PS, C, U, V	5499-0000	A	Dupione Stone	PS, C, U, V	8060-0000	C
Canvas Brass	PS, C, U, V	5484-0000	A	Canvas Tuscan	PS, C, U, V	5417-0000	B	Dupione Walnut	PS, C, U, V	8017-0000	C
Canvas Brick	PS, C, U, V	5409-0000	A	Canvas Vellum	PS, C, U, V	5498-0000	A	Echo Ash	PS, C, U, V	57005-0000	C
Canvas Burgundy	PS, C, U, V	5436-0000	B	Canvas Walnut	PS, C, U, V	5470-0000	A	Echo Dune	PS, C, U, V	57007-0000	C
Canvas Buttercup	PS, C, U, V	5438-0000	A	Canvas Wheat	PS, C, U, V	5414-0000	A	Echo Midnight	PS, C, U, V	8076-0000	C
Canvas Camel	PS, C, U, V	5468-0000	A	Canvas White	PS, C, U, V	57003-0000	A	Echo Sangria	PS, C, U, V	8080-0000	C
Canvas Canvas	PS, C, U, V	5453-0000	A	Carousel Confetti	PS, C, U	7774-0000	C	Elegance Marble	PS, C, U	45746-0001	D
Canvas Capri	PS, C, U, V	5426-0000	A	Cast Ash	PS, C, U, V	40428-0000	A	Empire Dove	PS, C, U	45837-0002	D
Canvas Charcoal	PS, C, U, V	54048-0000	A	Cast Breeze	PS, C, U, V	48094-0000	A	Fischer Lagoon	PS, C, U	45885-0000	D
Canvas Chestnut	PS, C, U, V	57001-0000	A	Cast Horizon	PS, C, U, V	48091-0000	A	Foster Metallic	PS, C, U	56051-0000	B
Canvas Coal	PS, C, U, V	5489-0000	A	Cast Lagoon	PS, C, U, V	40456-0000	A	Foster Surfside	PS, C, U	56049-0000	B
Canvas Cocoa	PS, C, U, V	5425-0000	A	Cast Mist	PS, C, U, V	40429-0000	A	Frequency Ash	PS, C, U	56092-0000	B
Canvas Cork	PS, C, U, V	5448-0000	A	Cast Oasis	PS, C, U, V	40430-0000	A	Frequency Parchment	PS, C, U	56093-0000	B
Canvas Cyan	PS, C, U, V	56105-0000	A	Cast Petal	PS, C, U, V	40431-0000	A	Frequency Sand	PS, C, U	56094-0000	B
Canvas Fern	PS, C, U, V	5487-0000	A	Cast Sable	PS, C, U, V	48097-0000	A	Fretwork Cameo	PS, C, U	45991-0003	D
Canvas Flax	PS, C, U, V	5492-0000	A	Cast Sage	PS, C, U, V	48092-0000	A	Fretwork Flax	PS, C, U	45991-0001	D
Canvas Forest Green	PS, C, U, V	5446-0000	A	Cast Shale	PS, C, U, V	40432-0000	A	Fretwork Mist	PS, C, U	45991-0000	D
Canvas Ginkgo	PS, C, U, V	54011-0000	B	Cast Silver	PS, C, U, V	40433-0000	A	Fretwork Pewter	PS, C, U	45991-0002	D
Canvas Glacier	PS, C, U, V	5428-0000	A	Cast Slate	PS, C, U, V	40434-0000	A	Gateway Blush	PS, C, U	58038-0000	B
Canvas Granite	PS, C, U, V	5402-0000	A	Cast Teak	PS, C, U, V	48093-0000	A	Gateway Mist	PS, C, U	58039-0000	B

Note: Refer to www.homecrest.com/Sunbrella for images of the Sunbrella stock fabric options.

Turn the page to view more fabric options! →

SUNBRELLA® FABRICS (CONTINUED)

Elements Collection (Continued)

FABRIC NAME	AVAILABILITY	ITEM #	GRADE	FABRIC NAME	AVAILABILITY	ITEM #	GRADE	FABRIC NAME	AVAILABILITY	ITEM #	GRADE
Gavin Mist	PS, C, U	56052-0000	B	Mainstreet Wren	PS, C, U	42048-0005	D	Spectrum Aztec	PS, C, U, V	48090-0000	A
Harwood Crimson	PS, C, U	5603-0000	C	Mason Forest Green	PS, C, U	5630-0000	B	Spectrum Carbon	PS, C, U, V	48085-0000	A
Heritage Alpaca	PS, C, U, V	18000-0000	D	Maxim Heather Beige	PS, C, U	5674-0000	B	Spectrum Caribou	PS, C, U, V	48083-0000	A
Heritage Ashe	PS, C, U, V	18001-0000	D	Milano Char	PS, C, U	56079-0000	B	Spectrum Cayenne	PS, C, U, V	48026-0000	A
Heritage Char	PS, C, U, V	18009-0000	D	Milano Cobalt	PS, C, U	56080-0000	B	Spectrum Cherry	PS, C, U, V	48096-0000	A
Heritage Denim	PS, C, U, V	18010-0000	D	Passage Poppy	PS, C, U	56071-0000	B	Spectrum Cilantro	PS, C, U, V	48022-0000	A
Heritage Granite	PS, C, U, V	18004-0000	D	Peyton Granite	PS, C, U	56075-0000	C	Spectrum Coffee	PS, C, U, V	48029-0000	A
Heritage Leaf	PS, C, U, V	18011-0000	D	Regency Sand	PS, C, U	5695-0000	B	Spectrum Daffodil	PS, C, U, V	48024-0000	A
Heritage Mink	PS, C, U, V	18005-0000	D	Rib Natural	PS, C, U	7704-0000	C	Spectrum Denim	PS, C, U, V	48086-0000	A
Heritage Moss	PS, C, U, V	18012-0000	D	Rib Taupe/Antique Beige	PS, C, U	7761-0000	C	Spectrum Dove	PS, C, U, V	48032-0000	A
Heritage Papyrus	PS, C, U, V	18006-0000	D	Sailcloth Sahara	PS, C, U, V	32000-0016	C	Spectrum Eggshell	PS, C, U, V	48018-0000	A
Heritage Wheat	PS, C, U, V	18008-0000	D	Sailcloth Sailor	PS, C, U, V	32000-0026	C	Spectrum Graphite	PS, C, U, V	48030-0000	A
Hybrid Sky	PS, C, U, V	42078-0000	D	Sailcloth Salt	PS, C, U, V	32000-0018	C	Spectrum Grenadine	PS, C, U, V	48027-0000	A
Hybrid Smoke	PS, C, U, V	42079-0000	D	Sailcloth Sand	PS, C, U, V	32000-0002	C	Spectrum Indigo	PS, C, U, V	48080-0000	A
Lido Indigo	PS, C, U	57004-0000	B	Sailcloth Seagull	PS, C, U, V	32000-0023	C	Spectrum Kiwi	PS, C, U, V	48023-0000	A
Linen Antique Beige	PS, C, U, V	8322-0000	C	Sailcloth Shade	PS, C, U, V	32000-0036	C	Spectrum Mist	PS, C, U, V	48020-0000	A
Linen Canvas	PS, C, U, V	8353-0000	C	Sailcloth Shadow	PS, C, U, V	32000-0025	C	Spectrum Mushroom	PS, C, U, V	48031-0000	A
Linen Champagne	PS, C, U, V	8300-0000	C	Sailcloth Shell	PS, C, U, V	32000-0000	C	Spectrum Peacock	PS, C, U, V	48081-0000	A
Linen Chili	PS, C, U, V	8306-0000	C	Sailcloth Shore	PS, C, U, V	32000-0003	C	Spectrum Ruby	PS, C, U, V	48095-0000	A
Linen Natural	PS, C, U, V	8304-0000	C	Sailcloth Sisal	PS, C, U, V	32000-0024	C	Spectrum Sand	PS, C, U, V	48019-0000	A
Linen Pampas	PS, C, U, V	8317-0000	C	Sailcloth Space	PS, C, U, V	32000-0027	C	Spectrum Sesame	PS, C, U, V	48084-0000	A
Linen Sesame	PS, C, U, V	8318-0000	C	Seville Seaside	PS, C, U	5608-0000	B	Spectrum Sierra	PS, C, U, V	48028-0000	A
Linen Silver	PS, C, U, V	8351-0000	C	Shadow Sand	PS, C, U, V	51000-0001	B	Stanton Greystone	PS, C, U	58002-0000	B
Linen Stone	PS, C, U, V	8319-0000	C	Shadow Snow	PS, C, U, V	51000-0000	B	Stanton Lagoon	PS, C, U	58001-0000	B
Linen Straw	PS, C, U, V	8314-0000	C	Shore Classic	PS, C, U	58033-0000	B	Token Surfside	PS, C, U	58040-0000	C
Linen Taupe	PS, C, U, V	8374-0000	C	Shore Regatta	PS, C, U	58032-0000	B	Violetta Baltic	PS, C, U	45760-0002	D
Luxe Indigo	PS, C, U	45690-0000	D	Solana Seagull	PS, C, U	32008-0000	D				
Mainstreet Latte	PS, C, U	42048-0009	D	Spectrum Almond	PS, C, U, V	48082-0000	A				

Makers Collection

FABRIC NAME	AVAILABILITY	ITEM #	GRADE	FABRIC NAME	AVAILABILITY	ITEM #	GRADE	FABRIC NAME	AVAILABILITY	ITEM #	GRADE
Adaptation Apricot	PS, C, U	69010-0003	C	Blend Linen	PS, C, U, V	16001-0014	C	Cultivate Tandoori	PS, C, U	56106-0000	C
Adaptation Indigo	PS, C, U	69010-0004	C	Blend Mist	PS, C, U, V	16001-0009	C	Gateway Aspen	PS, C, U	56104-0000	B
Adaptation Linen	PS, C, U	69010-0001	C	Blend Nomad	PS, C, U, V	16001-0011	C	Gateway Fuse	PS, C, U	56103-0000	B
Adaptation Stone	PS, C, U	69010-0002	C	Blend Sable	PS, C, U, V	16001-0003	C	Gateway Indigo	PS, C, U	56102-0000	B
Artistry Ash	PS, C, U	145340-0002	D	Blend Sage	PS, C, U, V	16001-0004	C	Gateway Tropic	PS, C, U	56101-0000	B
Artistry Indigo	PS, C, U	145340-0001	D	Blend Sand	PS, C, U, V	16001-0012	C	Midori Bermuda	PS, C, U	145256-0002	D
Blend Cactus	PS, C, U, V	16001-0005	C	Canvas Cyan	PS, C, U, V	56105-0000	A	Midori Indigo	PS, C, U	145256-0001	D
Blend Cherry	PS, C, U, V	16001-0007	C	Cast Breeze	PS, C, U, V	48094-0000	A	Midori Stone	PS, C, U	145256-0005	D
Blend Clay	PS, C, U, V	16001-0006	C	Cast Horizon	PS, C, U, V	48091-0000	A	Paradigm Stone	PS, C, U	40484-0001	A
Blend Coal	PS, C, U, V	16001-0008	C	Cast Sable	PS, C, U, V	48097-0000	A	Shore Linen	PS, C, U	56054-0000	B
Blend Fog	PS, C, U, V	16001-0010	C	Cast Sage	PS, C, U, V	48092-0000	A	Spectrum Aztec	PS, C, U, V	48090-0000	A
Blend Honey	PS, C, U, V	16001-0013	C	Cast Teak	PS, C, U, V	48093-0000	A	Spectrum Cherry	PS, C, U, V	48096-0000	A
Blend Indigo	PS, C, U, V	16001-0001	C	Cultivate Breeze	PS, C, U	56100-0000	C	Spectrum Ruby	PS, C, U, V	48095-0000	A
Blend Lagoon	PS, C, U, V	16001-0002	C	Cultivate Stone	PS, C, U	56107-0000	C	Tradition Aspen	PS, C, U	5653-0000	B

Note: Refer to www.homecrest.com/Sunbrella for images of the Sunbrella stock fabric options.

SUNBRELLA® FABRICS (CONTINUED)

Dimensions Collection

FABRIC NAME	AVAILABILITY	ITEM #	GRADE	FABRIC NAME	AVAILABILITY	ITEM #	GRADE	FABRIC NAME	AVAILABILITY	ITEM #	GRADE
Array Calypso	PS, C, U	145654-0002	D	Depth Blush	PS, C, U	16007-0009	C	Level Atlantis	PS, C, U	44385-0002	C
Array Caribbean	PS, C, U	145654-0003	D	Depth Calypso	PS, C, U	16007-0006	C	Level Breeze	PS, C, U	44385-0003	C
Array Dawn	PS, C, U	145654-0004	D	Depth Citronelle	PS, C, U	16007-0007	C	Level Pumice	PS, C, U	44385-0004	C
Array Dune	PS, C, U	145654-0001	D	Depth Fossil	PS, C, U	16007-0003	C	Level Sunset	PS, C, U	44385-0001	C
Array Sangria	PS, C, U	145654-0005	D	Depth Galaxy	PS, C, U	16007-0001	C	Platform Electric	PS, C, U, V	42091-0019	C
Canvas Blush	PS, C, U, V	57000-0000	B	Depth Indigo	PS, C, U	16007-0002	C	Platform Horizon	PS, C, U, V	42091-0018	C
Canvas Cyan	PS, C, U, V	56105-0000	A	Depth Pumice	PS, C, U	16007-0008	C	Platform Sangria	PS, C, U, V	42091-0017	C
Canvas Logo Red	PS, C, U, V	5477-0000	B	Depth Seaglass	PS, C, U	16007-0005	C	Range Dune	PS, C, U	40564-0001	B
Canvas Melon	PS, C, U, V	5415-0000	A	Depth Smoke	PS, C, U	16007-0004	C	Range Smoke	PS, C, U	40564-0002	B
Canvas Navy	PS, C, U, V	5439-0000	A	Expand Calypso	PS, C, U	14049-0003	B	Resonate Atlantis	PS, C, U	145656-0003	D
Canvas White	PS, C, U, V	57003-0000	A	Expand Citronelle	PS, C, U	14049-0002	B	Resonate Citronelle	PS, C, U	145656-0004	D
Cast Ash	PS, C, U, V	40428-0000	A	Expand Dove	PS, C, U	14049-0005	B	Resonate Dune	PS, C, U	145656-0001	D
Cast Breeze	PS, C, U, V	48094-0000	A	Expand Prep	PS, C, U	14049-0001	B	Resonate Sangria	PS, C, U	145656-0002	D
Cast Citrus	PS, C, U, V	48112-0000	A	Expand Tamale	PS, C, U	14049-0004	B	Scale Cloud	PS, C, U	14050-0001	B
Cast Coral	PS, C, U, V	48108-0000	A	Extent Sunset	PS, C, U	145657-0001	D	Scale Indigo	PS, C, U	14050-0004	B
Cast Currant	PS, C, U, V	48115-0000	A	Extent Vintage	PS, C, U	145657-0002	D	Scale Prep	PS, C, U	14050-0006	B
Cast Petal	PS, C, U, V	40431-0000	A	Layer Calypso	PS, C, U	41046-0003	C	Scale Smoke	PS, C, U	14050-0003	B
Cast Pumice	PS, C, U, V	48114-0000	A	Layer Caribbean	PS, C, U	41046-0002	C	Scale Taupe	PS, C, U	14050-0002	B
Cast Royal	PS, C, U, V	48113-0000	A	Layer Dawn	PS, C, U	41046-0001	C	Spectrum Aztec	PS, C, U, V	48090-0000	A
Cast Teak	PS, C, U, V	48093-0000	A	Layer Smoke	PS, C, U	41046-0004	C	Spectrum Denim	PS, C, U, V	48086-0000	A

Pure Collection

FABRIC NAME	AVAILABILITY	ITEM #	GRADE	FABRIC NAME	AVAILABILITY	ITEM #	GRADE	FABRIC NAME	AVAILABILITY	ITEM #	GRADE
Authentic Indigo	PS, C, U	145485-0001	D	Essential Granite	PS, C, U, V	16005-0002	C	Platform Dove	PS, C, U, V	42091-0009	C
Authentic Pebble	PS, C, U	145485-0002	D	Essential Indigo	PS, C, U, V	16005-0008	C	Platform Electric	PS, C, U, V	42091-0019	C
Cast Charcoal	PS, C, U, V	40483-0001	A	Essential Lagoon	PS, C, U, V	16005-0001	C	Platform Fawn	PS, C, U, V	42091-0008	C
Cast Citrus	PS, C, U, V	48112-0000	A	Essential Lime	PS, C, U, V	16005-0013	C	Platform Haze	PS, C, U, V	42091-0014	C
Cast Coral	PS, C, U, V	48108-0000	A	Essential Pine	PS, C, U, V	16005-0012	C	Platform Horizon	PS, C, U, V	42091-0018	C
Cast Currant	PS, C, U, V	48115-0000	A	Essential Russet	PS, C, U, V	16005-0010	C	Platform Indigo	PS, C, U, V	42091-0003	C
Cast Laurel	PS, C, U, V	48110-0000	A	Essential Sand	PS, C, U, V	16005-0004	C	Platform Salt	PS, C, U, V	42091-0013	C
Cast Moss	PS, C, U, V	48109-0000	A	Essential Seaglass	PS, C, U, V	16005-0007	C	Platform Sangria	PS, C, U, V	42091-0017	C
Cast Ocean	PS, C, U, V	48103-0000	A	Essential Spark	PS, C, U, V	16005-0011	C	Platform Smoke	PS, C, U, V	42091-0001	C
Cast Pumice	PS, C, U, V	48114-0000	A	Intent Mink	PS, C, U	16003-0002	C	Refine Cactus	PS, C, U	14017-0001	B
Cast Royal	PS, C, U, V	48113-0000	A	Intent Moss	PS, C, U	16003-0001	C	Refine Ember	PS, C, U	14017-0002	B
Enrich Cloud	PS, C, U	44341-0003	D	Perception Glow	PS, C, U	44339-0003	C	Refine Indigo	PS, C, U	14017-0003	B
Enrich Indigo	PS, C, U	44341-0001	D	Perception Spark	PS, C, U	44339-0002	C	Simplicity Ash	PS, C, U	44340-0001	C
Enrich Ruby	PS, C, U	44341-0002	D	Perception Treetop	PS, C, U	44339-0001	C	Simplicity Garden	PS, C, U	44340-0003	C
Essential Coal	PS, C, U, V	16005-0005	C	Platform Aloe	PS, C, U, V	42091-0015	C	Simplicity Lagoon	PS, C, U	44340-0002	C
Essential Dawn	PS, C, U, V	16005-0006	C	Platform Char	PS, C, U, V	42091-0002	C	Trusted Coast	PS, C, U	40524-0002	A
Essential Flax	PS, C, U, V	16005-0003	C	Platform Cloud	PS, C, U, V	42091-0011	C	Trusted Fog	PS, C, U	40524-0001	A
Essential Garnet	PS, C, U, V	16005-0009	C	Platform Coral	PS, C, U, V	42091-0016	C				

Note: Sunbrella Action, Blends, Bliss, Canvas, Cast, Dupione, Echo, Heritage, Hybrid, Linen, Sailcloth, Shadow, and Spectrum are the only available back fabric options for Grace and Magneta cushion. To view images of the Sunbrella stock fabrics, refer to www.homecrest.com/sunbrella.

FRAME FINISHES

All Homecrest outdoor furniture is completely coated with a textured powder-coat finish. Known as an industry leader for our state-of-the-art paint line, our eco-friendly finishing department uses modern powder-coat frame finish colors on all of our furniture frames, tables, and bases. With Homecrest's experience and technology, your outdoor space will endure the seasons, year after year.



34 - NIKO



27 - UMBER



04 - SEDONA





05 - HICKORY



28 - CARBON



88 - STORM




84 - ONYX



35 - GLACIER



76 - TITAN



Note: Photos are representations. Please refer to an actual sample.

REPLACE. REVIVE. RE-LOVE.

REPLACEMENT SLINGS, CUSHIONS, & PARTS

Whether you're looking for slings, cushions, pillows, paints, or parts, with Homecrest Outdoor Living's exclusive replacement program, you can easily revitalize your existing Homecrest outdoor furniture. Replacements for our outdoor furniture are available in both current and discontinued products. Replacements for many of our classic outdoor furniture collections are still available today, including our vintage wire frame collections.


NEED HELP IDENTIFYING A PRODUCT?

Homecrest has made it easy to determine which collection your product is a part of. Here are three tools to help you with the identification of your product:

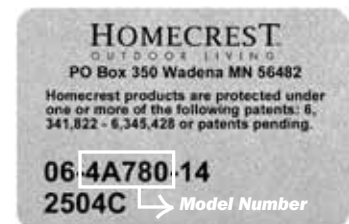
The **Catalog Archive**, found at homecrest.com/catalog-archive, is an invaluable tool for identifying replacements for resilient Homecrest outdoor furniture by allowing you to look through past catalogs. With the model number identified, use the Model Identification Guide to direct you to the replacement number needed.




The **Model Identification Guide**, found at homecrest.com/replacements, allows you to search (Ctrl-F) by model number, collection name, year of purchase, and product type (i.e. glider, swivel rocker, etc). Once you have found your product, refer to the "Replacement #" column to find the replacement number you need to use when placing an order. **Note:** Replacement arm and floor glides are also listed.



Products manufactured after 1998 have a **manufacturing decal**, which is located on the product's metal frame. On the manufacturing decal, there is a set of digits. The first two digits indicate the week of the year the product was produced, the next set of digits represent the product's model number, and the last two digits are the year the product was produced. With the model number identified, use the Model Identification Guide to direct you to the replacement number needed.






HOW TO IDENTIFY YOUR SLING OR PADDED SLING BASKET

The majority of replacement baskets are low back and high back sling chairs that Homecrest has produced over the years. These chairs utilize four different replacement slings. Here is a quick way to identify replacements needed for these four types of chairs.

- Determine if your chair has an external or internal cross bar and if your chair is a high back sling or a low back sling.



- Select your sling style. **Note:** A sling replacement tool is included with each order.



Note: a Deluxe sling assembly tool (406920ST) is also available for purchase.

HOW TO DETERMINE THE FABRIC YOU NEED

Reference swatch labels or the fabric index in both the catalog and price list to identify fabrics that are available for your type of replacement. You can view an example of the fabric label on page 153.

SEATING OPTIONS LEGEND:


A Air **S** Sling **PS** Padded Sling **C** Cushion
U Umbrella **V** Vintage Wire **W** Welt

ASSEMBLY OF REPLACEMENTS

There are several “how-to’s” and videos available at www.homecrest.com/replacements that will assist you with the assembly of your slings and padded slings.



Need help visualizing these options? Visit the Interactive Design Center at design.homecrest.com to create the look that fits your style! **Note:** Colors are representations, please refer to an actual sample.



CELEBRATING OVER 65 YEARS...

From early ottomans, to the original swivel rocker, to one of today's leading outdoor furniture manufacturers, the Homecrest brand has been an industry favorite since 1953. Homecrest combines a rich history of quality and classic design with today's demand for affordable luxury and versatile living. Over the years, Homecrest's focus has broadened to encompass the increasing demands of sophisticated, style-driven consumers seeking to complement their homes' interior designs and create a seamless flow between indoor and outdoor living spaces.



#25 CHAIR



KINGSTON



EDINA



CRICKET



HOLLY HILL

1953

Homecrest begins in the back warehouse of a furniture store making a Hassock ottoman.



1956

Homecrest patents a swivel rocker mechanism and introduces it on an indoor chair, which brings growth to the company.

1960

Enters the outdoor casual market with a wire frame café chair.

1962

Introduces well-known models like the 36 and 90 chairs.



1966

Homecrest's growth inspires a variety of both indoor and outdoor collection designs.



1971

Vinyl strap is a growing category, bringing new color and style. The growing wire frame collection Edina, in the popular Holly Hill fabric pattern, is widely retailed across the country.

1983

Homecrest introduces the double layer sling, which provides unsurpassed comfort. The double layer sling is unique to the industry and is still in use today.

1985

Homecrest retires the wire collection, yet continues to offer replacement cushions and slings today for most collections, including vintage wire.

1988

Homecrest adds the padded sling option to the growing list of collections.

1991

The introduction of the Holly Hill cushion collection allows Homecrest to offer a wider variety of low maintenance aluminum pieces to fit the needs of a growing market.



SINCE 1953



AFFINITY

2000

Homecrest moves into a new state-of-the-art manufacturing facility, which remains home today. All products continue to be proudly engineered and manufactured in the USA.



2001

Homecrest receives the Manufacturer Leadership Award for the fifth time.



PALISADE

2002

Homecrest takes the comfort of the double layer sling to the next level with the use of Sensation stretchable fabrics. Another industry first.

2004



The Holly Hill sling collection is named a Consumers Digest Best Buy.

2009

Homecrest introduces the industry's first swivel rocker balcony stool.

2011

The innovative Airo², a cushionless deep seating group, is introduced to the industry. Airo² offers the comfort of a cushion with the easy care of a sling.



BELLAIRE

2013

Taking inspiration from Homecrest's 1960s B99 chair, Homecrest launches the Bellaire collection.

2015

It was an exciting new product launch year at Homecrest with fashion-forward styles that continue to speak comfort. A few introductions include Grace deep seating, Grace sling and over 100 fire table combinations.

2016

The nostalgia of a long-time Homecrest customer favorite prompted Homecrest to introduce the Liberty Barrel Chair.



ELEMENTS AIR

2017

Homecrest introduces Elements Air and Grace Air. This newly expanded category brings the most revolutionary seating collections to hit the outdoor furniture market in years. The new Air design builds on the Airo² collection and the popular and proven double layer bag sling design Homecrest is well-known for.

2018

This year marks Homecrest's 65th anniversary, and they continue to design and manufacture products in Wadena, Minnesota. Homecrest introduces the five-year warranty on all double layer slings, three designed with weight sling collections.



INFINITI

2019

Homecrest introduces new HDPE and aluminum mixed material collections, Eden and Maddox.



2020

Homecrest introduces three mid-century modern collections in air and cushion categories.



Made in the USA



HOMECREST LIMITED WARRANTIES

Product must be registered at www.myhomecrest.com to activate warranty.

Homecrest Outdoor Living, LLC (Homecrest) is devoted to providing the consumer with industry-leading comfort and quality. With over 60 years of experience in manufacturing outdoor furniture, we are widely known for our comfort, quality, and style. Our suppliers, manufacturing team, and sales personnel are devoted to making your experience with our products an enjoyable one.

Homecrest's Residential Limited Warranties apply to Homecrest products used for residential use only. Homecrest's Commercial Limited Warranties apply to Homecrest products used for commercial use only. All warranty periods are based on the original purchaser's date of purchase, and are not transferable. All warranties apply only to products shipped from the factory after January 1, 2008 (product codes ending in -08 or later). The purchaser must comply with the required warranty registration as explained. There is no warranty in existence if there is a failure to register. Product warranties must be registered at www.myhomecrest.com within 60 days of purchase for warranty to be activated. A copy of the original sales receipt and the product code must be submitted with all warranty claims (photos may also be required). Any repair of the Product undertaken without prior written authorization from Homecrest will void this warranty. Warranty for any refinished or replaced Product shall be only for the remainder of the warranty period applicable to the original product.

THESE LIMITED WARRANTIES ARE IN LIEU OF ALL OTHER EXPRESS OR IMPLIED WARRANTIES AND EXPRESS THE SOLE AND EXCLUSIVE LIABILITY OF HOMECREST EXCEPT AS EXPRESSLY STATED HEREIN, THERE ARE NO OTHER WARRANTIES OR GUARANTEES, ORAL, OR WRITTEN EXPRESS OR IMPLIED, FROM ANY COURSE OF DEALING OR USAGE OF TRADE AND ALL SUCH IMPLIED WARRANTIES, INCLUDING ANY WARRANTIES OF MERCHANTABILITY OR FITNESS FOR INTENDED PURPOSE ARE EXPRESSLY DISCLAIMED. THESE LIMITED WARRANTIES MAY NOT BE MODIFIED, EXTENDED, OR ENLARGED BY ANY REPRESENTATIVE OF HOMECREST OR INTERMEDIATE SALES ASSOCIATE OR AGENT.

These warranties give you specific legal rights. You may also have other rights which may vary from state to state. Some states do not allow the exclusion or limitation of incidental or consequential damages so the above limitations or exclusions may not apply to you.

WHAT OUR WARRANTIES COVER

Aluminum and Steel Frames (excluding Umbrella frames) | 15 years residential and 5 years commercial | Aluminum and steel frames are covered from structural failures for 15 years residential use and 5 years commercial usage. If the frame fails during the 15 years residential use and 5 years commercial usage under normal usage, and is not the result of abuse or an act of God, Homecrest will repair or replace the frame at the manufacturer's discretion. If replacement is required, and your original frame is no longer manufactured, we will replace it with a similar product. Homecrest will pay the warranty freight if within the first year in the Continental United States. Return of product will not be accepted without prior written approval.

HDPE Surfaces | 15 years residential and 5 years commercial | HDPE surfaces (table tops and benches) are covered from significant warpage and structural failures for 15 years from date of purchase in a residential setting and five years in a commercial setting. If the frame or HDPE surface fails, or HDPE surface significantly warps, during the 15 years in a residential setting and five years in a commercial setting under normal usage, and is not the result of abuse or an act of God, Homecrest will repair or replace the frame, or the HDPE component, at the manufacturer's discretion. If replacement is required, and your original frame or HDPE surface is no longer manufactured, we will replace it with a similar product. Homecrest will pay the warranty freight if within the first year in the Continental United States. Return of product will not be accepted without prior written approval.

Painted Surfaces (peeling, flaking, or blistering) | 5 years residential and commercial | Painted frame surfaces are covered against peeling, flaking, or blistering for a period of 5 years for both residential and commercial usage. If the painted surface peels, flakes, or blisters and the furniture has been maintained per the recommended care and maintenance instructions, Homecrest will repair or replace the frame at the manufacturer's discretion. If replacement is required, and your original product is no longer manufactured, we will replace with a similar product. Homecrest will pay the warranty freight if within the first year in the Continental United States. Return of product will not be accepted without prior written approval.

Double Layer Slings and Padded Slings | 5 years residential and 2 years commercial | The fabrics used on our double layer slings and padded slings are warranted against tearing, discoloration, or excessive fading for 5 years residential use and 2 years commercial usage when maintained per the recommended care and maintenance instructions. In the event a replacement is required, Homecrest will replace the double layer sling or padded sling with the same, or comparable, fabric based on manufacturer's discretion (installation labor not included). Homecrest will pay the warranty freight if within the first year in the Continental United States. Return of product will not be accepted without prior written approval.

Umbrella Frames | 3 years residential and commercial | The frame structure of Homecrest Soren, Arbor, and Market umbrellas are covered from structural failures for 3 years from date of purchase in both residential and commercial settings. Warranty includes manufacturer defects to the notch, runner, center pole, and skeleton structure. Warranty DOES NOT INCLUDE damages sustained to these umbrella frames while in any degree of tilt. Homecrest will repair, replace, or provide replacement parts at the manufacturer's discretion. If replacement is required, and your original product is no longer manufactured, we will replace it with a similar product. Homecrest will pay the warranty freight if within the first year in the Continental United States. Return of product will not be accepted without prior written approval. This warranty is not valid on umbrella frames purchased prior to September 1, 2020.

Natural Series Table Tops | 3 years residential and 1 year commercial | Natural Series table tops are warranted against structural failures, finish cracks, and blisters for 3 years in residential use and 1 year commercial usage. Failure to properly maintain the table top, or store it properly during inclement weather, will void the warranty. If the table top (other than glass) fails, or the finish cracks or blisters during the warranty period, we will repair, refinish, or replace the top. Homecrest will pay the warranty freight if within the first year in the Continental United States. Return of product will not be accepted without prior written approval.

Vinyl Straps | 3 years residential and 1 year commercial | Vinyl strapping is warranted from discoloration or breakage for 3 years residential use and 1 year commercial usage. In the unlikely event that the strap significantly discolors or breaks, Homecrest will supply replacement strap (installation labor not included). Glider bearing hangers are warranted against failure for 3 years residential use and 1 year commercial usage. In the unlikely event a bearing hanger fails, Homecrest will supply a replacement hanger (installation labor not included).

Woven | 3 years residential and 1 year commercial | Homecrest Woven products are covered against fading, cracking, and structural failure for three years in a residential setting and one year in a commercial setting. If replacement is required, and your original product is no longer available, we will replace it with a similar product based on manufacturer's discretion (installation labor not included). Homecrest will pay the warranty freight if within the first year in the Continental United States. Return of product will not be accepted without prior written approval.

Cushions | 2 years residential and 1 year commercial | The fabrics used on our cushions are warranted against tearing, discoloration, or excessive fading for 2 years residential use and 1 year commercial usage when maintained per the recommended care and maintenance instructions. In the event replacement is required, Homecrest will replace the cushion with the same (if available) or comparable fabric based on manufacturer's discretion (installation labor not included). Homecrest will pay the warranty freight if within the first year in the Continental United States. Return of product will not be accepted without prior written approval.

Umbrella Canopies | 10 and 5 years residential and 7 and 2 years commercial | Umbrellas manufactured with Recacril fabric are warranted for 10 years residential use and 7 years commercial usage when maintained per the recommended care and maintenance instructions. All other upholstery grade fabrics will carry a warranty of 5 years residential use and 2 years commercial usage when maintained per the recommended care and maintenance instructions. In the event replacement is required, Homecrest will replace the canopy with the same (if available) or comparable fabric based on manufacturer's discretion (installation labor not included). Homecrest will pay the warranty freight if within the first year in the Continental United States. Return of product will not be accepted without prior written approval.

Fire Table Burners | 2 years residential and 1 year commercial | Crystal fire burners (24" round and 12" x 24") are warranted for a period of 2 years residential use and 1 year commercial usage. The warranty is limited to the replacement or repair of defective components or workmanship. Homecrest will pay the warranty freight if within the first year in the Continental United States. Return of product will not be accepted without prior written approval. If replacement is required, and your original product is no longer available, we will replace it with a similar product.

Miscellaneous Items | 1 year residential and commercial | The finish on coiled steel spring rocker mechanisms, plastic parts, flex plates, glides, swivel inserts, and umbrella bases is warranted for 1 year for both residential and commercial usage when maintained per the recommended care and maintenance instructions. Homecrest will repair or replace the product at the manufacturer's discretion. Homecrest will pay the warranty freight if within the first year in the Continental United States. Return of product will not be accepted without prior written approval. If replacement is required, and your original product is no longer available, we will replace with a similar product.

Replacement Program | 1 year residential and commercial | All slings, cushions, and parts, etc. purchased online through www.homecrest.com or through a retailer carry a 1 year warranty from date of purchase when maintained per the recommended care and maintenance instructions. In the event replacement is required, Homecrest will replace the product with the same (if available) or comparable fabric based on manufacturer's discretion (installation labor not included). Homecrest will pay the warranty freight if within the first year in the Continental United States. Return of product will not be accepted without prior written approval.

WHAT OUR WARRANTIES DO NOT COVER

These Limited Warranties are restricted to failures resulting only from normal usage and natural weathering and will not cover damage or failure of product attributable to:

- Acts of God, falling objects, fire, explosions, external forces, or any similar physical damage.
- Failure caused by misuse or lack of appropriate care and maintenance of the products (including rust). Refer to the care and maintenance instructions.
- Damage caused by caustic chemicals and/or power washers.
- Products shipped from the previous factory prior to January 1, 2008.
- Glass and acrylic table tops.
- Vinyl furniture covers.
- Showroom samples and factory outlet purchases.
- Normal fading of fabrics, straps, and painted surfaces.
- Bursting and cracking of tubing and extrusion caused by exposure to moisture and freezing temperatures.
- Return freight after one year.
- Salt water exposure—due to the demands of salt air, weekly cleaning and quarterly waxing of painted surfaces must be maintained to prevent finish blisters and corrosion. Failure to carefully follow our care and maintenance instructions will void the warranty.

CLAIMS PROCEDURE

In the event that a warranty claim file needs to be opened, contact your local Homecrest retailer to facilitate the process. If a local retailer is not available, you may also contact Homecrest via our website by going to www.myhomecrest.com. Warranty for any refinished or replaced product shall be only for the remainder of the warranty period applicable to the original product. During the warranty process, you may be required to either return the defective merchandise or provide proof of destruction. Working through your local retailer is highly recommended, when possible. Many of our retailers can fix and/or handle issues immediately, saving you both time and expense in the warranty process.

FREIGHT

All Homecrest furniture is delivered to the carrier in factory new condition. Claims for damage or losses that occur during shipping must be noted at the time of delivery and filed with Homecrest. Send written notice of the claimed condition to:
Homecrest Outdoor Living, LLC, 1250 Homecrest Avenue, Wadena, MN 56482.

Note: For product care and maintenance instructions, please visit www.homecrest.com/FAQ.

TAKE A DEEPER DIVE

Looking for more information on Homecrest Outdoor Living?

Visit the Homecrest modern web experience where you can get more detailed information on products and view additional beauty photography.



Need help visualizing your Homecrest furniture? Visit the Interactive Design Center at design.homecrest.com to create the look that fits your style!

CONNECT WITH US

Connect with Homecrest Outdoor Living on social media today to keep up to date with all of our latest product features, trends, beauty photography, and more!

HOMECREST[™]
O U T D O O R L I V I N G

www.homecrest.com