

HOMECREST™

OUTDOOR LIVING

CLASSIC. CONTEMPORARY. COMFORTABLE.

2026 COLLECTIONS





AN ICONIC BRAND

With a wide range of American-made products offering unparalleled quality and comfort, innovative designs and styles, and an array of customization options, Homecrest Outdoor Living has a rich heritage of excellence in craftsmanship and manufacturing.





TABLE OF CONTENTS

Outdoor spaces are more important today than ever before. We crave fresh air and warm sunshine, and we love how time outside leaves us both relaxed and invigorated. With durable, timeless furniture from Homecrest, it's easy to create an outdoor haven that is comfortable and inviting. Browse our full lineup of stylish outdoor furniture that will transform any outdoor space.

AIR

- 20 Blair
- 34 Edge
- 38 Elements
- 54 Infiniti
- 66 Revive

CUSHION

- 12 Anthem
- 14 Ava
- 16 Blair
- 18 Blair Slip Cover
- 24 Boden **(New)**
- 36 Elements
- 50 Holly Hill
- 60 Liberty
- 64 Revive
- 68 Rowan **(New)**
- 74 Sutton
- 78 Urban
- 80 Willow

SLING

- 8 Allure
- 22 Blair
- 40 Elements
- 42 Elevate
- 48 Harbor
- 52 Holly Hill
- 58 Kashton
- 70 Stella
- 76 Sutton

METAL

- 10 Allure
- 32 Echo
- 44 Elevate
- 46 Florida
- 62 Manhattan

MIXED MATERIALS

- 26 Bridger **(New)**
- 28 Capri **(New)**
- 30 Casper **(New)**
- 72 Surf **(New)**

IN-POOL

- 56 In-Pool Series

TABLES + BASES

- 88 Concrete
- 90 Eden
- 92 Integrity **(New)**
- 96 Latitude
- 98 Medley **(New)**
- 100 Mesh
- 104 Mode
- 106 Mode Club
- 110 Shadow Rock
- 114 Slate
- 118 Stonegate
- 122 Timber

FIRE TABLES

- 86 Concrete
- 94 Latitude
- 102 Mode
- 108 Shadow Rock
- 112 Slate
- 116 Stonegate
- 120 Timber

UMBRELLAS

- 126 Market
- 128 Sol
- 129 Triumph

OUTDOOR ESSENTIALS

- 130 Fire Jewelry
- 130 Fire Table Accessories
- 132 Outdoor Rugs
- 134 Sunbrella® Throws
- 136 Throw Pillows
- 126 Umbrellas + Bases

FABRICS + FINISHES

- 148 Finishes
- 140 Homecrest Fabrics
- 142 Sensation Sling Fabrics
- 143 Slingable Fabrics
- 144 Sunbrella® Fabrics
- 146 Tempotest® Fabrics
- 143 Welt Fabrics

EXTRAS

- 82 Best-in-Class
- 154 Care + Maintenance
- 152 Homecrest on Instagram
- 4 Quick Lead Times
- 150 Replacements
- 141 Seating Options

GET CUSTOM-MADE FURNITURE WITH QUICK LEAD TIMES

At Homecrest Outdoor Living, we deliver high-quality, American-made outdoor furniture with competitive lead times. Whether you're furnishing a small backyard retreat or a large corporate property, our custom, commercial-grade collections are designed to meet the needs of every space and customer.

WHAT YOU CAN EXPECT FROM HOMECREST OUTDOOR LIVING:

- ✓ Versatile solutions that adapt to both residential and commercial environments
- ✓ Durable designs engineered for long-lasting performance and timeless style
- ✓ Fast, reliable order fulfillment with quick lead times to help you stay on schedule

MADE IN THE USA



We have the perfect pieces to enhance your outdoor spaces and create an inviting atmosphere. Scan the QR code to see more!





OUTDOOR SEATING

CREATING COMFORTABLE OUTDOOR SPACES

Enjoy the outdoors in utmost relaxation with Homecrest stationary and motion pieces. Homecrest outdoor furniture has been an industry favorite for decades, offering unsurpassed comfort and exceptional longevity. Available in sling, padded sling, air, woven, all-weather poly, metal, and cushion.



Made in the USA



SHOWN IN PHOTO:

BLAIR SLIP COVER CHAT CHAIR | 8539A-DC
Echo Ash (Sunbrella) | Glacier Finish

42" TIMBER LOUNGE FIRE PIT | 42SQMTT | 895NC-JLP BASE
Drift Top | Glacier Finish | Aqua Fire Jewelry

BLAIR SLIP COVER RIGHT ARM LOVESEAT | 8542R-DC
Echo Ash (Sunbrella) | Glacier Finish

BLAIR SLIP COVER LEFT ARM LOVESEAT | 8542L-DC
Echo Ash (Sunbrella) | Glacier Finish

BLAIR SLIP COVER CORNER | 8510A-DC
Echo Ash (Sunbrella) | Glacier Finish

BLAIR SLIP COVER OTTOMAN | 9914A-DC
Echo Ash (Sunbrella) | Glacier Finish

24" TIMBER END TABLE | C2424STM | 5723B BASE
Drift Top | Glacier Finish

BLAIR SLIP COVER CHAT CHAIR | 8539A-DC
Spectrum Indigo (Sunbrella) | Glacier Finish

BLAIR LOW BACK DINING CHAIR | 10680
Storm | Storm Welt | Glacier Finish

48" TIMBER DINING TABLE | 25485FTMNU
Drift Top | Glacier Finish

ALLURE

SLING | ALUMINUM

The clean lines of the Allure collection, met with the strength and durability of powder-coated aluminum, provide premium comfort. Allure features a field-replaceable double layer sling with no welting and carries an unprecedented sling warranty. The quick-drying dining, balcony, and bar units are available with or without arms.



ARMLESS DINING CHAIR

S 11350

H: 32.5" W: 20" D: 21"
Seat Ht: 18" Arm Ht: N/A



ARMLESS DINING CHAIR

S 12350 **S** 12350-2 (2 Pack*)

H: 32.5" W: 21.5" D: 21"
Seat Ht: 18" Arm Ht: N/A
(Stackable: 2-6)



DINING CHAIR

S 11370

H: 32.5" W: 22.5" D: 21"
Seat Ht: 18" Arm Ht: 24.5"



DINING CHAIR

S 12370 **S** 12370-2 (2 Pack*)

H: 32.5" W: 24.5" D: 21"
Seat Ht: 18" Arm Ht: 24.5"
(Stackable: 2-6)



CHAT CHAIR

S 11380

H: 31" W: 28" D: 24.5"
Seat Ht: 16.5" Arm Ht: 21.5"



ARMLESS BALCONY STOOL

S 11550

H: 38.5" W: 20" D: 21"
Seat Ht: 24" Arm Ht: N/A



BALCONY STOOL

S 11580

H: 38.5" W: 24.5" D: 21"
Seat Ht: 24" Arm Ht: 30.5"



ARMLESS BAR STOOL

S 11450

H: 43.5" W: 20" D: 21"
Seat Ht: 29" Arm Ht: N/A



BAR STOOL

S 11480

H: 43.5" W: 24.5" D: 21"
Seat Ht: 29" Arm Ht: 35.5"



SOFA

S 11430

H: 31" W: 78" D: 24.5"
Seat Ht: 16.5" Arm Ht: 21.5"



ARMLESS ADJUSTABLE CHAISE

S 11310 **S** 11310-2 (2 Pack*)

H: 35" W: 28" L: 77"
Seat Ht: 16" Arm Ht: N/A
(Stackable: 2-6)



ARMLESS ADJUSTABLE CHAISE

(with Wheels)

S 11300 **S** 11300-2 (2 Pack*)

H: 35" W: 28" L: 77"
Seat Ht: 16" Arm Ht: N/A
(Stackable: 2-6)



WIND KIT SET

11370WS - 5.66 lbs

Note: The optional Wind Kit Set is not compatible with chaises. When ordering a sofa, order three sets.

Available in: **S** Sling

*When ordering multi-pack, quantity of one equals two pieces, as denoted in model #-x.



WIND RESISTANT UPGRADE

Need additional weight for windy conditions? Allure's Wind Kit Set (11370WS) consists of a pair of zinc-plated steel bars that add an additional 5.66 lbs and easily attach to the chair's frame. Available in all finishes.





MADE IN THE USA



SHOWN IN PHOTO:

ARMLESS DINING CHAIR | 12350
Cameo II | Carbon Finish

44" MODE DINING TABLE | 134444FWH
Carbon Finish

ALLURE METAL

EXPANDED MESH | ALUMINUM

Homecrest's Allure expanded mesh line is durable and functional. Ideal for patio or poolside, this collection is built for superior weather resistance in all climates, from coastal to arid and anywhere in between. With several options for finishes, this sleek collection will transform commercial and residential locations.



ARMLESS DINING CHAIR

M 1135M
H: 34" W: 20" D: 21"
Seat Ht: 18" Arm Ht: N/A



ARMLESS DINING CHAIR

M 1235M **M** 1235M-2 (2 Pack*)
H: 34" W: 21.5" D: 21"
Seat Ht: 18" Arm Ht: N/A
(Stackable: 2-6)



DINING CHAIR

M 1137M
H: 34" W: 22.5" D: 21"
Seat Ht: 18" Arm Ht: 24.5"



DINING CHAIR

M 1237M **M** 1237M-2 (2 Pack*)
H: 34" W: 24.5" D: 21"
Seat Ht: 18" Arm Ht: 24.5"
(Stackable: 2-6)



ARMLESS BALCONY STOOL

M 1155M
H: 40" W: 20" D: 21"
Seat Ht: 24" Arm Ht: N/A



BALCONY STOOL

M 1158M
H: 40" W: 24.5" D: 21"
Seat Ht: 24" Arm Ht: 30.5"



ARMLESS BAR STOOL

M 1145M
H: 43.5" W: 20" D: 21"
Seat Ht: 29" Arm Ht: N/A



BAR STOOL

M 1148M
H: 43.5" W: 24.5" D: 21"
Seat Ht: 29" Arm Ht: 35.5"



ARMLESS ADJUSTABLE CHAISE

M 1131M **M** 1131M-2 (2 Pack*)
H: 35" W: 28" L: 77"
Seat Ht: 16" Arm Ht: N/A
(Stackable: 2-6)



ARMLESS ADJUSTABLE CHAISE
(with Wheels)

M 1130M **M** 1130M-2 (2 Pack*)
H: 35" W: 28" L: 77"
Seat Ht: 16" Arm Ht: N/A
(Stackable: 2-6)



WIND KIT SET

11370WS - 5.66 lbs
Note: The optional Wind Kit Set is not compatible with chaises.

PRODUCT FEATURE

The Allure mesh adjustable chaises and dining chairs (arm and armless) stack 2-6 high!



*When ordering multi-pack, quantity of one equals two pieces, as denoted in model #-x.



WIND RESISTANT UPGRADE

Need additional weight for windy conditions? Allure's Wind Kit Set (11370WS) consists of a pair of zinc-plated steel bars that add an additional 5.66 lbs and easily attach to the chair's frame. Available in all finishes.



SHOWN IN PHOTO:

ARMLESS DINING CHAIR | 1235M
Carbon Finish

36" SLATE DINING TABLE | C3636SLNU | 1800B BASE (DISCONTINUED)
Char Top | Carbon Finish

ANTHEM

DREAMCORE™ + ULTRACORE™ CUSHION | ALUMINUM

Homecrest's Anthem cushion collection showcases bent aluminum extrusions and minimal welded joints, offering both aesthetic appeal and robust durability. The design features gentle curves and two luxurious cushion options, reflecting Homecrest's heritage of metal bending and uniquely comfortable seating. Anthem exemplifies the American-made craftsmanship for which our company is renowned.

► SELECT YOUR CUSHION TYPE

Choose from either a DreamCore (XXX-DC) or UltraCore (XXX-UC) cushion with a curved panel design for this collection. DreamCore offers a fuller, softer sit, while UltraCore provides a streamlined look and firmer support. For contract, we recommend the UltraCore cushion.





CHAT CHAIR

C 7237A (-DC or -UC)
H: 35" W: 28.5" D: 32"
Seat Ht: 18" Arm Ht: 23"



LOVESEAT

C 7242A (-DC or -UC)
H: 35" W: 52.5" D: 32"
Seat Ht: 18" Arm Ht: 23"



SOFA

C 7243A (-DC or -UC)
H: 35" W: 76.5" D: 32"
Seat Ht: 18" Arm Ht: 23"



SWIVEL ROCKER CHAT CHAIR

C 7290A (-DC or -UC)
H: 35" W: 28.5" D: 32"
Seat Ht: 18" Arm Ht: 23"

Available in: **C** Cushion



Cushions are secured to withstand wind and ensure long-lasting performance.



SHOWN IN PHOTO:

CHAT CHAIR | 7237A-UC
Canvas Granite (Sunbrella) | Carbon Finish

42" CONCRETE LOUNGE FIRE PIT | 42SQCTIT | 89SNC-JLP BASE
Char Top | Carbon Finish | Gunmetal Fire Jewelry

ALLURE ARMLESS ADJUSTABLE CHAISE | 11310
Cameo II | Carbon Finish

9' MARKET UMBRELLA | 854FMA
Coral (Recacril) | Carbon Umbrella Pole

CAST IRON UMBRELLA BASE | 00091
Carbon Finish

DREAMCORE™ + ULTRACORE™ CUSHION | ALL-WEATHER POLY

Our Ava collection seamlessly blends modern sophistication with the beauty of nature. Ava's architectural A-frame profile boasts a rustic charm while offering the unmatched durability of our all-weather poly (HDPE) material. Visually resembling natural wood, this sturdy HDPE frame will stand the test of time against the elements without compromising on style. Two sumptuous cushion options beckon you to unwind in your outdoor sanctuary.

► SELECT YOUR CUSHION TYPE

Choose from either a DreamCore (XXX-DC) or UltraCore (XXX-UC) cushion. For this collection, DreamCore features a boxed panel design and a fuller, softer sit, while UltraCore has a curved panel design, streamlined look, and firmer support. For contract, we recommend the UltraCore cushion.



Cushions are secured to withstand wind and ensure long-lasting performance.



CHAT CHAIR

c 2H37A (-DC or -UC)
H: 35" W: 28.25" D: 34"
Seat Ht: 18" Arm Ht: 23.5"



LOVESEAT

c 2H42A (-DC or -UC)
H: 35" W: 52.25" D: 34"
Seat Ht: 18" Arm Ht: 23.5"



SOFA

c 2H43A (-DC or -UC)
H: 35" W: 76.25" D: 34"
Seat Ht: 18" Arm Ht: 23.5"

AVAILABLE FRAME COLORS



BRAZILIAN WALNUT
(24)



COASTAL GRAY
(23)



SHOWN IN PHOTO:

CHAT CHAIR | 2H37A-DC
Cast Silver (Sumbrella) | Coastal Gray Finish

SOFA | 2H43A-DC
Cast Silver (Sumbrella) | Coastal Gray Finish

LOVESEAT | 2H42A-DC
Cast Silver (Sumbrella) | Coastal Gray Finish

32" x 52" CONCRETE LOUNGE FIRE PIT | 89325XCITTT | 89XNC-JLP BASE
Frost Top | Carbon Finish | Gunmetal Fire Jewelry

24" CONCRETE END TABLE | C2424SCT | 5723B BASE
Frost Top | Carbon Finish

BLAIR

Available in: **C** Cushion

DREAMCORE™ + ULTRACORE™ CUSHION | ALUMINUM

Elevate your outdoor seating experience with our Blair collection. Blair redefines relaxation with its luxurious cushions and sleek metal back design. The 8" cushions are available in either DreamCore, which offers a fuller, softer sit, or UltraCore, which provides a streamlined look and firmer support. Crafted with precision and strength in mind, Blair's all-aluminum frame ensures longevity and stability for years to come. Blair offers a variety of versatile, modular pieces that allow for unlimited configurations, letting you create arrangements tailored to your unique needs.



▶ SELECT YOUR CUSHION TYPE

Choose from either a DreamCore (XXX-DC) or UltraCore (XXX-UC) cushion. For this collection, DreamCore features a boxed panel design and a fuller, softer sit, while UltraCore has a curved panel design, streamlined look, and firmer support. For contract, we recommend the UltraCore cushion.



DreamCore
Cushion



UltraCore
Cushion



CHAT CHAIR
C 8439A (-DC or -UC)
 H: 35" W: 32" D: 33"
 Seat Ht: 18" Arm Ht: 24"



LOVESEAT
C 8442A (-DC or -UC)
 H: 35" W: 56" D: 33"
 Seat Ht: 18" Arm Ht: 24"



SOFA
C 8443A (-DC or -UC)
 H: 35" W: 80" D: 33"
 Seat Ht: 18" Arm Ht: 24"



SWIVEL ROCKER CHAT CHAIR
C 8490A (-DC or -UC)
 H: 35" W: 32" D: 33"
 Seat Ht: 18" Arm Ht: 24"



ARMLESS CENTER CHAT CHAIR*
C 8439N (-DC or -UC)
 H: 35" W: 24" D: 33"
 Seat Ht: 18" Arm Ht: N/A



LEFT ARM CHAT CHAIR*
C 8439L (-DC or -UC)
 H: 35" W: 28" D: 33"
 Seat Ht: 18" Arm Ht: 24"



RIGHT ARM CHAT CHAIR*
C 8439R (-DC or -UC)
 H: 35" W: 28" D: 33"
 Seat Ht: 18" Arm Ht: 24"



LEFT ARM LOVESEAT*
C 8442L (-DC or -UC)
 H: 35" W: 52" D: 33"
 Seat Ht: 18" Arm Ht: 24"



RIGHT ARM LOVESEAT*
C 8442R (-DC or -UC)
 H: 35" W: 52" D: 33"
 Seat Ht: 18" Arm Ht: 24"



LEFT ARM SOFA*
C 8443L (-DC or -UC)
 H: 35" W: 75" D: 33"
 Seat Ht: 18" Arm Ht: 24"



RIGHT ARM SOFA*
C 8443R (-DC or -UC)
 H: 35" W: 75" D: 33"
 Seat Ht: 18" Arm Ht: 24"



CORNER*
C 8410A (-DC or -UC)
 H: 35" W: 33" D: 33"
 Seat Ht: 18" Arm Ht: N/A



OTTOMAN
C 9914A (-DC or -UC)
 H: 16.5" W: 24" D: 27"
 Seat Ht: 16.5" Arm Ht: N/A



Cushions are secured to withstand wind and ensure long-lasting performance.

*Units are not standalone pieces. We recommend using end units with arms on all modular configurations due to exposed brackets on armless versions.



SHOWN IN PHOTO:

CHAT CHAIR | 8439A-DC
 Blend Linen (Sunbrella) | Carbon Finish

LEFT ARM SOFA | 8443L-DC
 Blend Linen (Sunbrella) | Carbon Finish

CORNER | 8410A-DC
 Blend Linen (Sunbrella) | Carbon Finish

RIGHT ARM SOFA | 8443R-DC
 Blend Linen (Sunbrella) | Carbon Finish

32" x 52" MODE LOUNGE FIRE PIT | 133252TT | 89XNC-JLP BASE
 Carbon Finish | Aqua Fire Jewelry

ALLURE ARMLESS ADJUSTABLE CHAISE | 11310
 Sandbar | Carbon Finish

9' MARKET UMBRELLA | 854FMA
 Steel Blue (Recacril) | Carbon Umbrella Pole

CAST IRON UMBRELLA BASE | 00091
 Carbon Finish

PRODUCT FEATURE

Select any one of our durable finishes for Blair's metal frame. Blair's frame is completely coated with a textured powder-coat finish. Known as an industry leader for our revolutionary paint line, our eco-friendly finishing department uses modern powder-coat frame finish colors on all of our furniture frames, tables, and bases. With Homecrest's experience and technology, your outdoor space will endure the seasons, year after year. Visit our website for frame finish information and options.



COLLECTION WATCH

Like the look of Blair's slat metal collection, but want a fully upholstered option? Check out Blair's coordinating slip cover collection shown on pages 18 and 19!

Note: Striped fabrics are not recommended.

BLAIR SLIP COVER

Available in: **C** Cushion

DREAMCORE™ + ULTRACORE™ CUSHION | ALUMINUM

Create the ultimate retreat with the refreshing style of our Blair collection. This deep seating series combines sophistication and comfort with fully upholstered backs and supremely comfortable DreamCore and UltraCore cushion technology. Outdoor elegance is effortless with this robust collection of modular and freestanding pieces, perfect for creating versatile seating arrangements. Whether you are selecting furniture for a home patio or a lively commercial space, Blair's pieces can be configured into anything from cozy conversation sets to plush, sprawling sectionals. Best of all, each frame, cover, and cushion is crafted by our skilled team in the USA.

► SELECT YOUR CUSHION TYPE

Choose from either a DreamCore (XXX-DC) or UltraCore (XXX-UC) cushion. For this collection, DreamCore features a boxed panel design and a fuller, softer sit, while UltraCore has a curved panel design, streamlined look, and firmer support. For contract, we recommend the UltraCore cushion.





CHAT CHAIR
 C 8539A (-DC or -UC)
 H: 35" W: 32" D: 33"
 Seat Ht: 18" Arm Ht: 24"



LOVESEAT
 C 8542A (-DC or -UC)
 H: 35" W: 56" D: 33"
 Seat Ht: 18" Arm Ht: 24"



SOFA
 C 8543A (-DC or -UC)
 H: 35" W: 80" D: 33"
 Seat Ht: 18" Arm Ht: 24"



SWIVEL ROCKER CHAT CHAIR
 C 8590A (-DC or -UC)
 H: 35" W: 32" D: 33"
 Seat Ht: 18" Arm Ht: 24"



ARMLESS CENTER CHAT CHAIR*
 C 8539N (-DC or -UC)
 H: 35" W: 24" D: 33"
 Seat Ht: 18" Arm Ht: N/A



SHOWN IN PHOTO:

- CHAT CHAIR** | 8539A-DC
Mohave (Brisa) | Niko Finish
- 44" MODE COFFEE TABLE** | 134444L
Niko Finish
- RIGHT ARM LOVESEAT** | 8542R-DC
Mohave (Brisa) | Niko Finish
- LEFT ARM LOVESEAT** | 8542L-DC
Mohave (Brisa) | Niko Finish
- CORNER** | 8510A-DC
Mohave (Brisa) | Niko Finish
- ARMLESS CENTER CHAT CHAIR** | 8539N-DC
Mohave (Brisa) | Niko Finish



LEFT ARM CHAT CHAIR*
 C 8539L (-DC or -UC)
 H: 35" W: 28" D: 33"
 Seat Ht: 18" Arm Ht: 24"



RIGHT ARM CHAT CHAIR*
 C 8539R (-DC or -UC)
 H: 35" W: 28" D: 33"
 Seat Ht: 18" Arm Ht: 24"



LEFT ARM LOVESEAT*
 C 8542L (-DC or -UC)
 H: 35" W: 52" D: 33"
 Seat Ht: 18" Arm Ht: 24"



RIGHT ARM LOVESEAT*
 C 8542R (-DC or -UC)
 H: 35" W: 52" D: 33"
 Seat Ht: 18" Arm Ht: 24"



LEFT ARM SOFA*
 C 8543L (-DC or -UC)
 H: 35" W: 75" D: 33"
 Seat Ht: 18" Arm Ht: 24"



RIGHT ARM SOFA*
 C 8543R (-DC or -UC)
 H: 35" W: 75" D: 33"
 Seat Ht: 18" Arm Ht: 24"



CORNER*
 C 8510A (-DC or -UC)
 H: 35" W: 33" D: 33"
 Seat Ht: 18" Arm Ht: N/A



OTTOMAN
 C 9914A (-DC or -UC)
 H: 16.5" W: 24" D: 27"
 Seat Ht: 16.5" Arm Ht: N/A



Cushions are secured to withstand wind and ensure long-lasting performance.

*Units are not standalone pieces. We recommend using end units with arms on all modular configurations due to exposed brackets on armless versions.

PRODUCT FEATURE

Select a solid color acrylic fabric or sling fabric (look for the "S" icon) for the back of the Blair slip cover pieces. The cushion fabric can be the same as the back fabric or a coordinating color or pattern. Visit our website for fabric information and options.

Note: When used for the back, solid color fabrics that have a woven texture or pattern will run the opposite direction of the cushion fabric. Sensation slings are not available for the back.



COLLECTION WATCH

Like the look of Blair's slip cover collection, but want a sleek metal back option? Check out Blair's coordinating metal slat back collection shown on pages 16 and 17!

Note: Striped fabrics are not recommended.

BLAIR AIR

SENSATION SLING | ALUMINUM

The Blair air collection features the look and feel of a deep seating piece in a foam-free, cushionless construction. Luxurious Sensation sling fabric is used for the ultimate in low-maintenance comfort and also features benefits such as exceptional shape retention and surface memory. Blair air offers a versatile, stylish, and durable solution for your outdoor seating needs and coordinates with Blair sling and cushion collections.



CHAT CHAIR

A 10AR392

H: 36" W: 34.5" D: 33"
Seat Ht: 18" Arm Ht: 23"



LOVESEAT

A 10AR422

H: 36" W: 60.5" D: 33"
Seat Ht: 18" Arm Ht: 23"



SOFA

A 10AR432

H: 36" W: 87" D: 33"
Seat Ht: 18" Arm Ht: 23"



SWIVEL CHAT CHAIR

A 10AR902

H: 36" W: 34.5" D: 33"
Seat Ht: 18" Arm Ht: 23"

Available in: A Air

Note: Depending on the desired configuration and use, we recommend ordering multi-seat units to eliminate multiple legs for a cleaner look (i.e. order an armless sofa versus three armless chat chairs).

AVAILABLE FABRIC OPTIONS

Air collections are available in Sensation sling fabrics only. Look for the air collection "A" icon.




AGATE II



BARK



BISQUE




CAMEO II



LAGOON



STRATUS



ZINC II

SHOWN IN PHOTO:

BLAIR LOW BACK DINING CHAIR | 10690

Canvas Coal | Onyx Back | Onyx Welt | Onyx Finish

44" x 110" MODE DINING TABLE | 1344110F

Onyx Finish

36" x 60" MODE LOUNGE FIRE PIT | 133660TT | 89XNC-JLP BASE

Onyx Finish | Platinum Fire Jewelry



CHAT CHAIR | 10AR392

Agate II | Onyx Finish

MODE END TABLE/CORNER UNIT | 1310020

Onyx Finish

ARMLESS CHAT CHAIR | 51AR352

Agate II | Onyx Finish

ARMLESS SOFA | 51AR432N

Agate II | Onyx Finish

RIGHT ARM SOFA | 10AR432R

Agate II | Onyx Finish



ARMLESS CHAT CHAIR

A 51AR352

H: 36" W: 26.5" D: 33"
Seat Ht: 18" Arm Ht: N/A



LEFT ARM CHAT CHAIR

A 10AR392L

H: 36" W: 30.5" D: 33"
Seat Ht: 18" Arm Ht: 23"



RIGHT ARM CHAT CHAIR

A 10AR392R

H: 36" W: 30.5" D: 33"
Seat Ht: 18" Arm Ht: 23"



ARMLESS LOVESEAT

A 51AR422N

H: 36" W: 52.5" D: 33"
Seat Ht: 18" Arm Ht: N/A



LEFT ARM LOVESEAT

A 10AR422L

H: 36" W: 56.5" D: 33"
Seat Ht: 18" Arm Ht: 23"



RIGHT ARM LOVESEAT

A 10AR422R

H: 36" W: 56.5" D: 33"
Seat Ht: 18" Arm Ht: 23"



ARMLESS SOFA

A 51AR432N

H: 36" W: 79" D: 33"
Seat Ht: 18" Arm Ht: N/A



LEFT ARM SOFA

A 10AR432L

H: 36" W: 83" D: 33"
Seat Ht: 18" Arm Ht: 23"



RIGHT ARM SOFA

A 10AR432R

H: 36" W: 83" D: 33"
Seat Ht: 18" Arm Ht: 23"



MODE END TABLE/CORNER UNIT

1310020

H: 20" W: 35.5" D: 23"



BLAIR

SLING + PADDED SLING | ALUMINUM

Blair sling offers clean lines and an open design, making it endlessly adaptable across all environments and design preferences. Its gentle minimalism allows it to stay current and fresh, even as trends evolve over time. Solid aluminum and Homecrest's signature comfort make Blair a collection that is equally at home in commercial spaces and residential environments. When looking to furnish multiple areas at work or at play, complement Blair sling with its coordinating air and cushion collections.



LOW BACK DINING CHAIR

S 10680 PS 10690

H: 37" W: 26.75" D: 28"
Seat Ht: 19.5" Arm Ht: 25"



HIGH BACK DINING CHAIR

S 10180 PS 10190

H: 45.5" W: 26.75" D: 28"
Seat Ht: 19.5" Arm Ht: 25"



LOW BACK SWIVEL ROCKER

S 10880 PS 10890

H: 37" W: 26.75" D: 28"
Seat Ht: 19.5" Arm Ht: 25"



HIGH BACK SWIVEL ROCKER

S 10980 PS 10990

H: 45.5" W: 26.75" D: 28"
Seat Ht: 19.5" Arm Ht: 25"



ADJUSTABLE CHAISE

S 10302 PS 10202

H: 43.5" W: 27" L: 82.5"
Seat Ht: 16" Arm Ht: 23.25"



ARMLESS ADJUSTABLE CHAISE

S 10301 PS 10201

H: 43.5" W: 24" L: 82.5"
Seat Ht: 16" Arm Ht: N/A



OTTOMAN

S 99120 PS 99130

H: 16.5" W: 20.5" D: 20"
Seat Ht: 16.5" Arm Ht: N/A

Available in: S Sling PS Padded Sling



NEED MORE WEIGHT?

Homecrest's patent-pending, zinc-plated steel Swivel Rocker (**KIT90**) and Dining Chair (**KIT91**) Wind Kits add an additional 10 lbs. Kits are easy to install and are available in all finishes.

Swivel Rocker Wind Kit



Dining Chair Wind Kit





SHOWN IN PHOTO:

LOW BACK DINING CHAIR | 10680
Glacier | Glacier Welt | Niko Finish

42" x 84" STONEGATE DINING TABLE | 374284FSG
Pebble Top (Discontinued) | Niko Finish

NEW

BODEN

Available in: **C** Cushion

CUSHION | ALUMINUM

The Boden collection's clean, architectural lines and tubular frame offer a bold, modern silhouette. Its seamless curves and integrated armrests create a sense of flow, while the plush, High Resilient cushions invite you to sit back and breathe deeply. Boden's sleek lines and contemporary appeal are matched by exceptional durability and weather resistance. Crafted with powder-coated aluminum and all-weather cushions, Boden is made to withstand the elements while offering luxurious comfort season after season.





CHAT CHAIR

C 4239A

H: 33.4" W: 32.5" D: 35.8"
Seat Ht: 19" Arm Ht: 24.4"



LOVESEAT

C 4242A

H: 33.4" W: 59.5" D: 35.8"
Seat Ht: 19" Arm Ht: 24.4"



SOFA

C 4243A

H: 33.4" W: 86.5" D: 35.8"
Seat Ht: 19" Arm Ht: 24.4"



MADE IN THE USA



SHOWN IN PHOTO:

CHAT CHAIR | 4239A

Cast Ash (Sunbrella) | Hickory Finish

SOFA | 4243A

Cast Ash (Sunbrella) | Hickory Finish

LOVESEAT | 4242A

Cast Ash (Sunbrella) | Hickory Finish

42" STONEGATE COFFEE TABLE | C0042RSGNU | 2742RB BASE

Boulder Top | Hickory Finish



Cushions are secured to withstand wind and ensure long-lasting performance.



NEW

BRIDGER

ALL-WEATHER POLY | ALUMINUM

Elevate your outdoor dining experience with the Bridger collection. Constructed with a powder-coated aluminum frame and durable all-weather poly (HDPE) top and seats, Bridger visually resembles natural wood but eliminates the upkeep and maintenance that comes with it. Transform your outdoor space with this sturdy picnic table that combines robust design and practical elegance.

PRODUCT FEATURE

Bridger's planks feature color consistency throughout the cross section and are manufactured from high-quality recycled HDPE (High Density Polyethylene) to create long-lasting polymer lumber. HDPE is a low-maintenance, environmentally friendly product that features a textured surface that doesn't rot or splinter, doesn't require paint or stain, and is resistant to termites, fungus, salt, and oils.



SHOWN IN PHOTO:

45.5" DINING TABLE | 9546S
Weathered Wood | Hickory Finish

WILLOW CHAT CHAIR | 1H37A
Bliss Linen | Brazilian Walnut Finish





38" DINING (with Hole)
 9538S
 H: 30" W: 76" D: 76"
 Seat Ht: 17" Arm Ht: N/A
 (Seats: 4)



45.5" DINING (with Hole)
 9546S
 H: 30" W: 84.25" D: 84.25"
 Seat Ht: 17" Arm Ht: N/A
 (Seats: 8)



29" x 72" DINING (with Hole)
 952972X
 H: 30" W: 72" D: 67.5"
 Seat Ht: 17" Arm Ht: N/A
 (Seats: 6)



29" x 94" DINING (with Hole)
 952994X
 H: 30" W: 94" D: 67.5"
 Seat Ht: 17" Arm Ht: N/A
 (Seats: 8)

AVAILABLE TOP + SEAT COLORS



LIGHT GRAY
 (32)



WEATHERED WOOD
 (25)



NEW

CAPRI

WOVEN + CUSHION | ALUMINUM

Featuring a powder-coated aluminum frame and smooth woven material, the Capri collection offers long-lasting style and comfort. Capri is available in dining and chat chairs designed to enhance your space with coastal warmth and grace. Made from high-quality materials, it withstands high-traffic use and resists the elements for years. The eco-friendly aluminum frame is recyclable, and the all-weather cushions provide comfort and style.



ARMLESS DINING CHAIR

WB 97350

H: 30.3" W: 22" D: 23.2"
Seat Ht: 18.1" Arm Ht: N/A



DINING CHAIR

WB 97370

H: 30.3" W: 22" D: 23.8"
Seat Ht: 18.1" Arm Ht: 25.2"



CHAT CHAIR

C 97380


H: 28.9" W: 25.8" D: 28.9"
Seat Ht: 17" Arm Ht: 22"

Available in: **C** Cushion **WB** Woven



AVAILABLE FRAME + WEAVE COLORS

Note: Nightfall coordinates with our Carbon paint finish.



NIGHTFALL/SAFARI



FOG/SHELL



SHOWN IN PHOTO:

CHAT CHAIR | 97380

Cast Slate (Sunbrella) | Safari | Nightfall Finish

42" SLATE LOUNGE FIRE PIT | 42RSLFPTT | 89RNC-JLP BASE

Char Top | Carbon Finish | Platinum Fire Jewelry



Cushions are secured to withstand wind and ensure long-lasting performance.

NEW

CASPER

WOVEN | STEEL

Sleek design meets functional elegance in the Casper collection. Made with high-quality materials, it offers excellent weather resistance and durability in high-traffic areas. Casper's eco-friendly steel frame is recyclable, while its innovative woven mix of rope and resin adds visual appeal. This collection features a lightweight, low-maintenance construction that allows for easy maneuverability and stress-free enjoyment. Ideal for outdoor dining areas or poolside settings, Casper's versatile design complements any space.



ARMLESS DINING CHAIR

WB 95350
H: 33.7" W: 21.5" D: 23"
Seat Ht: 17.7" Arm Ht: N/A



ARMLESS CHAT CHAIR

WB 95380
H: 32.5" W: 23.6" D: 32.1"
Seat Ht: 16.3" Arm Ht: N/A



ARMLESS BALCONY STOOL

WB 95250
H: 38" W: 20.3" D: 22.3"
Seat Ht: 25.6" Arm Ht: N/A



ARMLESS BAR STOOL


WB 95480
H: 41.9" W: 20.3" D: 22.3"
Seat Ht: 29.5" Arm Ht: N/A

Available in: **WB** Woven




AVAILABLE FRAME + WEAVE COLORS



Note: Nightfall coordinates with our Carbon paint finish.



NIGHTFALL/GRAPHITE



NIGHTFALL/GREIGE



SHOWN IN PHOTO:

ARMLESS DINING CHAIR | 95350
Graphite | Nightfall Finish

36" INTEGRITY DINING TABLE | C0036RWZNU | 2330B BASE
Alu Top | Carbon Finish

ARMLESS BAR STOOL | 95480
Graphite | Nightfall Finish

36" INTEGRITY BAR TABLE | C0036RWZNU | 2340B BASE
Alu Top | Carbon Finish



ECHO

METAL + PADDED SEAT | STEEL

Inspired by the organic shapes found in nature, Echo is an expansion of our popular Manhattan line. Make any outdoor setting more inviting with the addition of this beautiful and unique collection. Echo is available in dining, balcony, and bar heights with a metal seat, padded seat, or removable seat pad option. With its modern design and high-quality construction, this collection is a hospitality favorite.



ARMLESS DINING CHAIR

M 94350 **M** 94350-2 (2 Pack*)
C 9435P **C** 9435P-2 (2 Pack*)

H: 35" W: 18.5" D: 21"
 Seat Ht: 19" Arm Ht: N/A
 (Stackable: 2-6)



DINING CHAIR

M 94370 **M** 94370-2 (2 Pack*)
C 9437P **C** 9437P-2 (2 Pack*)

H: 35" W: 20" D: 21"
 Seat Ht: 19" Arm Ht: 25.75"
 (Stackable: 2-6)



ARMLESS BALCONY STOOL

M 94580 **C** 9458P

H: 40.5" W: 18.5" D: 21"
 Seat Ht: 24" Arm Ht: N/A



ARMLESS BAR STOOL

M 94480 **C** 9448P

H: 45.5" W: 18.5" D: 21"
 Seat Ht: 29" Arm Ht: N/A



REMOVABLE SEAT PAD

C CH-PAD (with Ties)
C CH-PADNT (without Ties)

H: 1" W: 16" D: 17"
 Seat Ht: N/A Arm Ht: N/A

PRODUCT FEATURE

The Echo dining chairs stack 2-6 high! All Echo chairs are available with a metal or padded seat. A removable seat pad option is also available.



Frames are designed with added weight to withstand wind and stay in place.

Available in: **M** Metal Seat **C** Padded Seat

*When ordering multi-pack, quantity of one equals two pieces, as denoted in model #x.

MADE IN THE USA



SHOWN IN PHOTO:

ARMLESS DINING CHAIR | 94350

Onyx Finish

36" SLATE DINING TABLE | C36365SLNU | 1800B BASE (DISCONTINUED)

Drift Top | Onyx Finish

ARMLESS BAR STOOL | 9448P

Bliss Dew (Sunbrella) | Onyx Finish

11' MARKET UMBRELLA | UM8120 (DISCONTINUED)

Bliss Dew (Sunbrella) | Taupe Umbrella Pole

CAST IRON UMBRELLA BASE | 00091

Onyx Finish





EDGE AIR

SENSATION SLING | ALUMINUM

Edge air provides the luxurious comfort of deep seating with a modern, foam-free innovation. Air technology's cushionless construction allows for low-maintenance, quick-drying convenience, even in climates with the most intense rainfall. These armless pieces exhibit sleek, contemporary appeal, making them suitable for a wide range of design aesthetics.



ARMLESS CHAT CHAIR

A 51AR352

H: 36" W: 26.5" D: 33"
Seat Ht: 18" Arm Ht: N/A



ARMLESS LOVESEAT

A 51AR422N

H: 36" W: 52.5" D: 33"
Seat Ht: 18" Arm Ht: N/A



ARMLESS SOFA

A 51AR432N

H: 36" W: 79" D: 33"
Seat Ht: 18" Arm Ht: N/A



ARMLESS SWIVEL CHAT CHAIR

A 51AR902N

H: 36" W: 26.5" D: 33"
Seat Ht: 18" Arm Ht: N/A



MODE END TABLE/CORNER UNIT

1310020

H: 20" W: 35.5" D: 23"

Available in: A Air

AVAILABLE FABRIC OPTIONS

Air collections are available in Sensation sling fabrics only. Look for the air collection "A" icon.



AGATE II



BARK



BISQUE




CAMEO II



LAGOON



STRATUS



ZINC II





SHOWN IN PHOTO:

ARMLESS CHAT CHAIR | 51AR352
Agate II | Carbon Finish

54" CONCRETE LOUNGE FIRE PIT | 54RCTFPTT | 89RNC-JLP BASE
Drift Top | Carbon Finish | Bronze Fire Jewelry

ELEMENTS

DREAMCORE™ + ULTRACORE™ CUSHION | ALUMINUM

With Homecrest's Elements cushion collection, you no longer have to choose between style and comfort. This bold deep seating series merges the fresh, transitional design of Homecrest's popular Elements sling collection with the supreme comfort of our cushion technology. The luxurious seats and backrests feature High Resilient foam, ensuring durability, longevity, and unmatched comfort. Unlike conventional foam, Homecrest's cushions offer exceptional elasticity, providing a superior seating experience.

MADE IN THE USA



SHOWN IN PHOTO:

LOVESEAT | 5142A-DC
Canvas White (Sunbrella) | Carbon Finish

LEFT ARM SOFA | 5143L-DC
Canvas White (Sunbrella) | Carbon Finish

CORNER | 5110A-DC
Canvas White (Sunbrella) | Carbon Finish

RIGHT ARM LOVESEAT | 5142R-DC
Canvas White (Sunbrella) | Carbon Finish

42" SLATE LOUNGE FIRE PIT | 42SQSLIT | 89SNC-JLP BASE
Drift Top | Carbon Finish | Platinum Fire Jewelry



▶ SELECT YOUR CUSHION TYPE

Choose from either a DreamCore (XXX-DC) or UltraCore (XXX-UC) cushion. For this collection, DreamCore features a boxed panel design and a fuller, softer sit, while UltraCore has a curved panel design, streamlined look, and firmer support. For contract, we recommend the UltraCore cushion.



DreamCore Cushion



UltraCore Cushion



CHAT CHAIR

C 5139A (-DC or -UC)
H: 35" W: 30" D: 33"
Seat Ht: 18" Arm Ht: 23.5"



LOVESEAT

C 5142A (-DC or -UC)
H: 35" W: 54" D: 33"
Seat Ht: 18" Arm Ht: 23.5"



SOFA

C 5143A (-DC or -UC)
H: 35" W: 78" D: 33"
Seat Ht: 18" Arm Ht: 23.5"



SWIVEL ROCKER CHAT CHAIR

C 5190A (-DC or -UC)
H: 35" W: 30" D: 33"
Seat Ht: 18" Arm Ht: 23.5"



HIGH BACK CHAT CHAIR

C 5137A (-DC or -UC)
H: 41" W: 30" D: 33"
Seat Ht: 18" Arm Ht: 23.5"



HIGH BACK LOVESEAT

C 5144A (-DC or -UC)
H: 41" W: 54" D: 33"
Seat Ht: 18" Arm Ht: 23.5"



HIGH BACK SOFA

C 5145A (-DC or -UC)
H: 41" W: 78" D: 33"
Seat Ht: 18" Arm Ht: 23.5"



HIGH BACK SWIVEL ROCKER CHAT CHAIR

C 5192A (-DC or -UC)
H: 41" W: 30" D: 33"
Seat Ht: 18" Arm Ht: 23.5"



ARMLESS CENTER CHAT CHAIR*

C 5139N (-DC or -UC)
H: 35" W: 24.75" D: 33"
Seat Ht: 18" Arm Ht: N/A



LEFT ARM CHAT CHAIR*

C 5139L (-DC or -UC)
H: 35" W: 27.5" D: 33"
Seat Ht: 18" Arm Ht: 23.5"



RIGHT ARM CHAT CHAIR*

C 5139R (-DC or -UC)
H: 35" W: 27.5" D: 33"
Seat Ht: 18" Arm Ht: 23.5"



ARMLESS LOVESEAT*

C 5142N (-DC or -UC)
H: 35" W: 48.75" D: 33"
Seat Ht: 18" Arm Ht: N/A



LEFT ARM LOVESEAT*

C 5142L (-DC or -UC)
H: 35" W: 51.5" D: 33"
Seat Ht: 18" Arm Ht: 23.5"



RIGHT ARM LOVESEAT*

C 5142R (-DC or -UC)
H: 35" W: 51.5" D: 33"
Seat Ht: 18" Arm Ht: 23.5"



ARMLESS SOFA*

C 5143N (-DC or -UC)
H: 35" W: 72.75" D: 33"
Seat Ht: 18" Arm Ht: N/A



LEFT ARM SOFA*

C 5143L (-DC or -UC)
H: 35" W: 75.5" D: 33"
Seat Ht: 18" Arm Ht: 23.5"



RIGHT ARM SOFA*

C 5143R (-DC or -UC)
H: 35" W: 75.5" D: 33"
Seat Ht: 18" Arm Ht: 23.5"



CORNER*

C 5110A (-DC or -UC)
H: 35" W: 33" D: 33"
Seat Ht: 18" Arm Ht: N/A



OTTOMAN

C 9914A (-DC or -UC)
H: 16.5" W: 24" D: 27"
Seat Ht: 16.5" Arm Ht: N/A

Available in: **C** Cushion



Cushions are secured to withstand wind and ensure long-lasting performance.

Note: Striped fabrics are not recommended.

*Units are not standalone pieces. We recommend using end units with arms on all modular configurations due to exposed brackets on armless versions.



ELEMENTS AIR

SENSATION SLING | ALUMINUM

The Elements air collection features the appearance and comfort of deep seating in a foam-free, cushionless construction. Luxurious Sensation sling fabric is used for the ultimate in low-maintenance comfort and also features benefits such as exceptional shape retention and surface memory. Homecrest's double layer sling design is extremely comfortable and field replaceable. Elements offers a versatile, stylish, and low-maintenance solution for your outdoor seating needs.



CHAT CHAIR

A 51AR392

H: 36" W: 32.5" D: 33"
Seat Ht: 18" Arm Ht: 23"



LOVESEAT

A 51AR422

H: 36" W: 58.5" D: 33"
Seat Ht: 18" Arm Ht: 23"



SOFA

A 51AR432

H: 36" W: 85" D: 33"
Seat Ht: 18" Arm Ht: 23"



SWIVEL CHAT CHAIR

A 51AR902

H: 36" W: 32.5" D: 33"
Seat Ht: 18" Arm Ht: 23"

Available in: **A** Air

Note: Depending on the desired configuration and use, we recommend ordering multi-seat units to eliminate multiple legs for a cleaner look (i.e. order an armless sofa versus three armless chat chairs).



SHOWN IN PHOTO:

ELEMENTS LOW BACK DINING CHAIR | 51690
Carvas White (Sunbrella) | Glacier Back | Glacier Welt | Carbon Finish

42" x 62" TIMBER DINING TABLE | 254262FTM
Drift Top | Carbon Finish

CHAT CHAIR | 51AR392
Stratus | Carbon Finish

RIGHT ARM CHAT CHAIR | 51AR392R
Stratus | Carbon Finish

MODE END TABLE/CORNER UNIT | 1310020
Carbon Finish

ARMLESS SOFA | 51AR432N
Stratus | Carbon Finish

LEFT ARM LOVESEAT | 51AR422L
Stratus | Carbon Finish

36" x 60" TIMBER LOUNGE FIRE PIT | 893660XTMTT | 89XNC-JLP BASE
Drift Top | Carbon Finish | Sapphire Fire Jewelry



ARMLESS CHAT CHAIR

A 51AR352

H: 36" W: 26.5" D: 33"
Seat Ht: 18" Arm Ht: N/A



LEFT ARM CHAT CHAIR

A 51AR392L

H: 36" W: 29.5" D: 33"
Seat Ht: 18" Arm Ht: 23"



RIGHT ARM CHAT CHAIR

A 51AR392R

H: 36" W: 29.5" D: 33"
Seat Ht: 18" Arm Ht: 23"



ARMLESS LOVESEAT

A 51AR422N

H: 36" W: 52.5" D: 33"
Seat Ht: 18" Arm Ht: N/A



LEFT ARM LOVESEAT

A 51AR422L

H: 36" W: 55.5" D: 33"
Seat Ht: 18" Arm Ht: 23"



RIGHT ARM LOVESEAT

A 51AR422R

H: 36" W: 55.5" D: 33"
Seat Ht: 18" Arm Ht: 23"



ARMLESS SOFA

A 51AR432N

H: 36" W: 79" D: 33"
Seat Ht: 18" Arm Ht: N/A



LEFT ARM SOFA

A 51AR432L

H: 36" W: 82" D: 33"
Seat Ht: 18" Arm Ht: 23"



RIGHT ARM SOFA


A 51AR432R

H: 36" W: 82" D: 33"
Seat Ht: 18" Arm Ht: 23"




MODE END TABLE/CORNER UNIT
1310020

H: 20" W: 35.5" D: 23"



AVAILABLE FABRIC OPTIONS

Air collections are available in Sensation sling fabrics only. Look for the air collection "A" icon.



AGATE II



BARK



BISQUE




CAMEO II



LAGOON



STRATUS



ZINC II

ELEMENTS

SLING + PADDED SLING | ALUMINUM

Uniquely transitional and highly functional, Homecrest's Elements sling collection is an industry favorite. Subtle curves and clean angles combine to create a collection that can be artfully classic or freshly modern, depending on your design sensibilities and your outdoor space. Available in low back, high back, and balcony seating, Elements has the added versatility of complementing a wide range of deep seating styles with ease.



LOW BACK DINING CHAIR

S 51680 PS 51690
H: 37" W: 26" D: 28.5"
Seat Ht: 19.5" Arm Ht: 26"



HIGH BACK DINING CHAIR

S 51180 PS 51190
H: 45.5" W: 26" D: 28.5"
Seat Ht: 19.5" Arm Ht: 26"



LOW BACK SWIVEL ROCKER

S 51880 PS 51890
H: 37" W: 26" D: 28.5"
Seat Ht: 19.5" Arm Ht: 26"



HIGH BACK SWIVEL ROCKER

S 51980 PS 51990
H: 45.5" W: 26" D: 28.5"
Seat Ht: 19.5" Arm Ht: 26"



SWIVEL ROCKER BALCONY STOOL

S 51780 PS 51790
H: 40" W: 26" D: 30"
Seat Ht: 21" Arm Ht: 29"



ARMLESS ADJUSTABLE CHAISE

S 10301 PS 10201
H: 43.5" W: 24" L: 82.5"
Seat Ht: 16" Arm Ht: N/A



OTTOMAN

S 99120 PS 99130
H: 16.5" W: 20.5" D: 20"
Seat Ht: 16.5" Arm Ht: N/A



ELEMENTS LOW BACK DINING CHAIR

Create a more comfortable sit by selecting a Sensation sling fabric. Sensation fabrics feature outstanding memory and strength.





NEED MORE WEIGHT?

Homecrest's patent-pending, zinc-plated steel Swivel Rocker (KIT90) and Dining Chair (KIT91) Wind Kits add an additional 10 lbs. Kits are easy to install and are available in all finishes.

Swivel Rocker Wind Kit



Dining Chair Wind Kit



MADE IN THE USA



SHOWN IN PHOTO:

LOW BACK DINING CHAIR | 51680
Zinc II | Onyx Welt | Carbon Finish

44" x 88" MODE DINING TABLE | 134488F
Onyx Top | Carbon Finish

ELEVATE

SLING | ALUMINUM

The Elevate sling collection shows that elegance and strength can go hand in hand. Elevate features defined lines with added weight for resistance against strong winds. Created from custom, solid aluminum, these pieces offer tremendous resistance to wind, salt, sun, and snow. All these features combine to make Elevate sling ideal for hospitality, workplace, rooftop, and balcony environments.



ARMLESS DINING CHAIR

S 56350 S 56350-2 (2 Pack*)

H: 32.5" W: 25" D: 21"
Seat Ht: 18" Arm Ht: N/A
(Stackable: 2-6)



DINING CHAIR

S 56370 S 56370-2 (2 Pack*)

H: 32.5" W: 25" D: 21"
Seat Ht: 18" Arm Ht: 24"
(Stackable: 2-6)



ARMLESS BALCONY STOOL

S 56550

H: 38.5" W: 25" D: 21"
Seat Ht: 24" Arm Ht: N/A



BALCONY STOOL

S 56570

H: 38.5" W: 25" D: 21"
Seat Ht: 24" Arm Ht: 30"



ARMLESS BAR STOOL

S 56450

H: 44.5" W: 25" D: 21"
Seat Ht: 30" Arm Ht: N/A



BAR STOOL

S 56470

H: 44.5" W: 25" D: 21"
Seat Ht: 30" Arm Ht: 36"



SCAN + WATCH
Learn more
about the
Elevate sling
collection here!

Available in: S Sling

*When ordering multi-pack,
quantity of one equals two pieces,
as denoted in model #-x.



Frames are designed with
added weight to withstand
wind and stay in place.



SHOWN IN PHOTO:

ARMLESS DINING CHAIR | 56350
Rose | Carbon Finish

42" x 84" STONEGATE DINING TABLE | 254284FSG
Pebble Top (Discontinued) | Carbon Finish

DINING CHAIR | 56370
Rose | Carbon Finish

36" STONEGATE DINING TABLE | C3636SSG | 18ADAB BASE (DISCONTINUED)
Pebble Top (Discontinued) | Carbon Finish

9' MARKET UMBRELLA | 854PMA
Surround Dusk (Discontinued) | Onyx Umbrella Pole

CAST IRON UMBRELLA BASE | 00091
Carbon Finish

ELEVATE METAL

EXPANDED MESH | ALUMINUM

Our Elevate expanded mesh collection puts a twist on our classic visual designs, while adding features that make it the ideal choice for hospitality, workplace, rooftop, and balcony environments. Crafted with solid aluminum frames for added weight and resistance against strong winds, these pieces have a unique shape that makes both the armed and armless dining chairs fully stackable. In addition, this collection is resistant to salt, sun, snow, and anything else nature can throw at it.



ARMLESS DINING CHAIR

M 5635M **M** 5635M-2 (2 Pack*)

H: 34" W: 25" D: 21"
Seat Ht: 18" Arm Ht: N/A
(Stackable: 2-6)



DINING CHAIR

M 5637M **M** 5637M-2 (2 Pack*)

H: 34" W: 25" D: 21"
Seat Ht: 18" Arm Ht: 24"
(Stackable: 2-6)



ARMLESS BALCONY STOOL

M 5655M

H: 40" W: 25" D: 21"
Seat Ht: 24" Arm Ht: N/A



BALCONY STOOL

M 5657M

H: 40" W: 25" D: 21"
Seat Ht: 24" Arm Ht: 30"



ARMLESS BAR STOOL

M 5645M

H: 46" W: 25" D: 21"
Seat Ht: 30" Arm Ht: N/A



BAR STOOL

M 5647M

H: 46" W: 25" D: 21"
Seat Ht: 30" Arm Ht: 36"



◀ **SCAN + WATCH**

Learn more about the Elevate mesh collection here!

PRODUCT FEATURE

The Elevate mesh arm and armless dining chairs stack 2-6 high!



SHOWN IN PHOTO:

ARMLESS DINING CHAIR | 5635M
Storm Finish

36" MODE CLUB DINING TABLE | 1336RNU | 2330B BASE
Storm Finish

ELEVATE BAR STOOL | 5647O
Coral | Storm Finish

*When ordering multi-pack, quantity of one equals two pieces, as denoted in model #x.



Frames are designed with added weight to withstand wind and stay in place.

FLORIDA METAL

EXPANDED MESH | ALUMINUM

The Florida collection is a long-standing commercial and hospitality favorite. The design is achieved by combining modern materials and original techniques to build a durable, maintenance-free collection with all the comfort and support expected from Homecrest.



LOW BACK DINING CHAIR

M 2F320 M 2F320-4 (4 Pack*)

H: 33" W: 23" D: 24.5"
Seat Ht: 18" Arm Ht: 25.5"
(Stackable: 2-6)



BAR STOOL

M 2F240

H: 45" W: 23" D: 26"
Seat Ht: 29" Arm Ht: 35.5"



SWIVEL BAR STOOL

M 2F480

H: 44" W: 26" D: 26"
Seat Ht: 29" Arm Ht: 35.5"



OTTOMAN/SIDE TABLE

M 2F120

H: 16.5" W: 23" D: 23"
Seat Ht: 16.5" Arm Ht: N/A

PRODUCT FEATURE

The Florida mesh low back dining chair is stackable up to 6 chairs high.



SHOWN IN PHOTO:

LOW BACK DINING CHAIR | 2F320
Glacier Finish

30" MESH DINING TABLE | 1930R | 2330B BASE
Glacier Finish

UMBRELLA BASE PLATE | 23UMBPP
Glacier Finish

6.5' PULLEY LIFT MARKET UMBRELLA | 454FM-SQ
Pistachio (Recacril) | Brushed Silver Umbrella Pole

*When ordering multi-pack, quantity of one equals four pieces, as denoted in model #-x.

Available in: **M Metal**



UMBRELLA BASE PLATE
This Mesh table features our 2330B base with an integrated umbrella base plate (23UMB).P).

HARBOR

SLING + PADDED SLING | ALUMINUM

Our Harbor sling collection captures a classic maritime-inspired design, infused with Homecrest's signature style and quality. The all-aluminum frame ensures a low-maintenance and corrosion-free finish, while the custom-extruded arms are rounded into a graceful ellipse for comfort and style. Paired with our ultra-comfortable double layer sling, Harbor offers the experience of a weekend getaway to a luxury resort.



LOW BACK DINING CHAIR

S 32681 PS 32691

H: 37" W: 24.5" D: 30"
Seat Ht: 19.5" Arm Ht: 25.5"



HIGH BACK DINING CHAIR

S 32180 PS 32190

H: 45.5" W: 24.5" D: 30"
Seat Ht: 19.5" Arm Ht: 25.5"



LOW BACK SWIVEL ROCKER

S 32880 PS 32890

H: 37" W: 24.5" D: 30"
Seat Ht: 19.5" Arm Ht: 25.5"



HIGH BACK SWIVEL ROCKER

S 32980 PS 32990

H: 45.5" W: 24.5" D: 30"
Seat Ht: 19.5" Arm Ht: 25.5"



SWIVEL ROCKER BALCONY STOOL

S 32781 PS 32791

H: 36.5" W: 24.5" D: 30"
Seat Ht: 21" Arm Ht: 29"



OTTOMAN

S 99120 PS 99130

H: 16.5" W: 20.5" D: 20"
Seat Ht: 16.5" Arm Ht: N/A



NEED MORE WEIGHT?

Homecrest's patent-pending, zinc-plated steel Swivel Rocker (**KIT90**) and Dining Chair (**KIT91**) Wind Kits add an additional 10 lbs. Kits are easy to install and are available in all finishes.

Swivel Rocker Wind Kit



Dining Chair Wind Kit





SHOWN IN PHOTO:

LOW BACK DINING CHAIR | 32681
Kamali | Niko Welt | Niko Finish

48" SHADOW ROCK DINING TABLE | 3748RFSH
Pebble Top | Niko Finish

9' MARKET UMBRELLA | 854FMA
Captain Navy (Recastil) | Carbon Umbrella Pole

CAST IRON UMBRELLA BASE | 00091
Niko Finish



HOLLY HILL

CUSHION | ALUMINUM

The enduring appeal of the Holly Hill cushion collection is just one of the reasons it is an industry favorite. This collection is elegantly engineered and timeless in design, featuring cushions that are removable and easy to care for. The Holly Hill cushion collection coordinates with all Holly Hill sling pieces.





HIGH BACK SWIVEL ROCKER

C 2299F

H: 44" W: 24.5" D: 30"
Seat Ht: 20" Arm Ht: 25.5"



OTTOMAN

C 2212B

H: 17.5" W: 20" D: 17"
Seat Ht: 17.5" Arm Ht: N/A

Available in: **C** Cushion



NEED MORE WEIGHT?

Homecrest's patent-pending, zinc-plated steel Swivel Rocker Wind Kit (**KIT90**) adds an additional 10 lbs. This kit is easy to install and is available in all finishes.



SHOWN IN PHOTO:

HIGH BACK SWIVEL ROCKER | 2299F
Blend Nomad (Sunbrella) | Umber Finish

42" CONCRETE LOUNGE FIRE PIT | 42RCTFPIT | 89RNC-JLP BASE
Frost Top | Umber Finish | Bronze Fire Jewelry



Cushions are secured to withstand wind and ensure long-lasting performance.

HOLLY HILL

SLING + PADDED SLING | ALUMINUM

A popular choice, our Holly Hill collection is made of aluminum and comes in a variety of styles, frames, and seating options. With a simple design and broad appeal, this classic Homecrest collection lends itself to any environment. Holly Hill is available in sling and padded sling. Be sure to view the Holly Hill cushion collection for complementary pieces.



LOW BACK DINING CHAIR

S 2A680 **PS** 2A690

H: 37" W: 24.5" D: 30"
Seat Ht: 19.5" Arm Ht: 25.25"



HIGH BACK DINING CHAIR

S 2A180 **PS** 2A190

H: 45.5" W: 24.5" D: 30"
Seat Ht: 19.5" Arm Ht: 25.25"



LOW BACK SWIVEL ROCKER

S 2A880 **PS** 2A890

H: 37" W: 24.5" D: 30"
Seat Ht: 19.5" Arm Ht: 25.25"



HIGH BACK SWIVEL ROCKER

S 2A980 **PS** 2A990

H: 45.5" W: 24.5" D: 30"
Seat Ht: 19.5" Arm Ht: 25.25"



SWIVEL ROCKER BALCONY STOOL

S 2A780 **PS** 2A790

H: 40" W: 24.5" D: 30"
Seat Ht: 21" Arm Ht: 29"



SWIVEL BAR STOOL

S 2A480 **PS** 2A490

H: 49" W: 24.5" D: 30"
Seat Ht: 29.5" Arm Ht: 38.5"



HIGH BACK LOVESEAT GLIDER

S 2A449 **PS** 2A459


H: 42" W: 46" D: 30"
Seat Ht: 17.5" Arm Ht: 24.25"



OTTOMAN

S 99120 **PS** 99130

H: 16.5" W: 20.5" D: 20"
Seat Ht: 16.5" Arm Ht: N/A



NEED MORE WEIGHT?

Homecrest's patent-pending, zinc-plated steel Swivel Rocker (**KIT90**) and Dining Chair (**KIT91**) Wind Kits add an additional 10 lbs. Kits are easy to install and are available in all finishes.

Swivel Rocker Wind Kit



Dining Chair Wind Kit



Available in: **S** Sling **PS** Padded Sling



SHOWN IN PHOTO:

LOW BACK DINING CHAIR | 2A680
Indigo | Indigo Welt | Umber Finish

42" x 84" CONCRETE DINING TABLE | 374284FCT
Frost Top | Umber Finish

INFINITI ADJUSTABLE CHAIR | 21320
Kozo | Umber Finish

6.5' PULLEY MARKET UMBRELLA | 454FM-SQ
Steel Blue (Récaçil) | Carbon Umbrella Pole

PREMIUM ALUMINUM UMBRELLA BASE | 100A
Silver Mist Finish



INFINITI AIR

SENSATION SLING | ALUMINUM

Infiniti is designed for maximum ease of use in any space, at work or at play. It is generously proportioned and simply designed, making it adaptable to all kinds of environments, space designs, and functional requirements. It features Homecrest's premium Sensation sling fabric that provides the look of deep seating without any of the maintenance that comes with a traditional cushion. Together with the intelligently designed Infiniti tables that can function as end or corner units, Infiniti offers flexibility and the incomparable quality of Homecrest's American manufacturing.



ARMLESS CHAT CHAIR
A 21350
H: 34.5" W: 26.5" D: 34"
Seat Ht: 18.5" Arm Ht: N/A



ARMLESS CHAISE
A 21300
H: 34.5" W: 26.5" L: 52.5"
Seat Ht: 18.5" Arm Ht: N/A



ADJUSTABLE CHAISE
A 21320
H: 43.5" W: 25" L: 79"
Seat Ht: 16" Arm Ht: 19.5"
(Stackable: 2-6)



OTTOMAN
A 21120
H: 18" W: 26.5" D: 25.5"
Seat Ht: N/A Arm Ht: N/A



END TABLE
361235
H: 21" W: 12" L: 35"



COFFEE TABLE
362844
H: 18" W: 28" L: 44"




END TABLE/CORNER UNIT
3610021
H: 21" W: 34" L: 23.5"

Available in: A Air



PRODUCT FEATURE

This collection comes with optional connectors. These easy-to-install hidden connectors help maintain a desired seating configuration. All units come standard with black floor glides.



MADE IN THE USA



SHOWN IN PHOTO:

ARMLESS CHAT CHAIR | 21350
Agate II | Carbon Finish

12" x 35" END TABLE | 361235
Carbon Finish

28" x 44" COFFEE TABLE | 362844
Carbon Finish

ALLURE DINING CHAIR | 12370
Agate II | Carbon Finish


36" DINING TABLE | 1336S | 2330B BASE
Carbon Finish

UMBRELLA BASE PLATE | 23UMBP
Carbon Finish

6.5' PULLEY LIFT MARKET UMBRELLA | 454FM-SQ
Orange (Recacril) | Carbon Umbrella Pole

AVAILABLE FABRIC OPTIONS

Air collections are available in Sensation sling fabrics only. Look for the air collection "A" icon.




AGATE II



BARK



BISQUE




CAMEO II



LAGOON



STRATUS



ZINC II



IN-POOL SERIES

All In-Pool products are available in a variety of colors and are suitable for use in both chlorinated and saltwater pools, as well as on all pool materials like concrete, vinyl liners, and gunite. They can be easily removed from the pool to be used on the pool deck. Each product has a recommended maximum water depth for best performance.

- Fully compounded color (not dry blended) with UV light stabilizer to increase longevity of color retention in direct sunlight applications
- Average material thickness of .20" or greater
- Waterproof, rustproof, and 100% recyclable
- Suitable for both indoor and year-round outdoor use
- Tested to support up to 750 lbs



ARMLESS LOUNGE CHAIR
SPL22104
H: 27.5" W: 19.25" D: 32.25"
Seat Ht: 8.6" Arm Ht: N/A
(Maximum water depth of 11")



HIGH BACK LOUNGE CHAIR
SPLWOOSAH2 (2 Pack)
H: 40" W: 35" D: 34.5"
Seat Ht: 10.5" Arm Ht: 21"
(Maximum water depth of 13")



ARMLESS LOUNGER
SPL44100NR
H: 33.75" W: 22.75" L: 66.5"
Seat Ht: 6" Arm Ht: N/A
(Maximum water depth of 14")



LOUNGER
SPL33100 (2 Pack)
H: 29.5" W: 33.25" L: 66"
Seat Ht: 1.75" Arm Ht: 11.5"
(Stackable: 2-4)
(Maximum water depth of 5")



8" RISER SET ONLY
SPL33108
H: 8" W: 20" D: 8"
Seat Ht: N/A Arm Ht: N/A
(Maximum water depth of 13")



SIDE TABLE/BENCH
SPL22101T1
SPL22101T1ST - with Soft Touch
H: 16.25" W: 22" D: 17"
Seat Ht: 16.25" Arm Ht: N/A
(Maximum water depth of 10")



END TABLE
SPLWIDETABLE
SPLWIDETABLEST - with Soft Touch
H: 19" W: 22.5" D: 22.5"
Seat Ht: 19" Arm Ht: N/A
(Maximum water depth of 10")




LOUNGER HEAD PILLOW
SPL3300PLW (2 Pack)



AVAILABLE PRODUCT COLORS



AVAILABLE LOUNGER HEAD PILLOW COLORS



◀ **SCAN ME**
View more
In-Pool
Series SKUs
here!

*This color incurs a longer lead time of six weeks.





KASHTON

SLING + PADDED SLING | ALUMINUM

Celebrate outdoor dining with the Kashton collection from Homecrest. Featuring our industry-leading double layer sling and an open, inviting design, Kashton unites fashion with utility, making it an excellent choice for families across the nation.



LOW BACK DINING CHAIR

S 1K680 PS 1K690
H: 37" W: 25" D: 30"
Seat Ht: 19.5" Arm Ht: 26.25"



HIGH BACK DINING CHAIR

S 1K180 PS 1K190
H: 45.5" W: 25" D: 30"
Seat Ht: 19.5" Arm Ht: 26.25"



LOW BACK SWIVEL ROCKER

S 1K880 PS 1K890
H: 37" W: 25" D: 30"
Seat Ht: 19.5" Arm Ht: 26.25"



HIGH BACK SWIVEL ROCKER

S 1K980 PS 1K990
H: 45.5" W: 25" D: 30"
Seat Ht: 19.5" Arm Ht: 26.25"



SWIVEL ROCKER BALCONY STOOL

S 1K781 PS 1K791
H: 41" W: 25" D: 30"
Seat Ht: 21" Arm Ht: 30"



ARMLESS ADJUSTABLE CHAISE

S 1K300 PS 1K200
H: 43.5" W: 26" L: 76"
Seat Ht: 16" Arm Ht: N/A



OTTOMAN

S 99120 PS 99130
H: 16.5" W: 20.5" D: 20"
Seat Ht: 16.5" Arm Ht: N/A

Available in: **S** Sling **PS** Padded Sling





NEED MORE WEIGHT?

Homecrest's patent-pending, zinc-plated steel Swivel Rocker (KIT90) and Dining Chair (KIT91) Wind Kits add an additional 10 lbs. Kits are easy to install and are available in all finishes.

Swivel Rocker Wind Kit



Dining Chair Wind Kit



MADE IN THE USA



SHOWN IN PHOTO:

LOW BACK DINING CHAIR | 1K680
Carbon | Carbon Welt | Carbon Finish

42" x 74" LATITUDE DINING TABLE | 624274XFLT
Carbon Finish

SWIVEL ROCKER BALCONY STOOL | 1K781
Carbon | Carbon Welt | Carbon Finish

48" LATITUDE BALCONY TABLE | 3748RBLT
Carbon Finish

9' MARKET UMBRELLA | 854FMA
Turquoise (Recaani) | Onyx Umbrella Pole

CAST IRON UMBRELLA BASE | 00091
Carbon Finish

LIBERTY

DREAMCORE™ CUSHION | ALUMINUM

Liberty's timeless design and unparalleled comfort will enhance outdoor spaces for generations to come. Create an environment of relaxation and serenity with a full complement of deep seating pieces, all made in the USA. Liberty's crisp tailoring and clean lines create an engaging ambiance that celebrates the past and the future.



CHAT CHAIR

C 1639A

H: 42" W: 28" D: 35"
Seat Ht: 18" Arm Ht: 24"



LOVESEAT

C 1642A

H: 42" W: 52.5" D: 35"
Seat Ht: 18" Arm Ht: 24"



SOFA

C 1643A

H: 42" W: 76.5" D: 35"
Seat Ht: 18" Arm Ht: 24"



SWIVEL ROCKER CHAT CHAIR

C 1690A

H: 42" W: 28" D: 35"
Seat Ht: 18" Arm Ht: 24"



OTTOMAN

C 1612A

H: 16" W: 27" D: 27.5"
Seat Ht: 16" Arm Ht: N/A



Cushions are secured to withstand wind and ensure long-lasting performance.

Available in: **C** Cushion





SHOWN IN PHOTO:

SWIVEL ROCKER CHAT CHAIR | 1690A
Chaps (COM) | Hickory Finish

54" TIMBER CHAT FIRE PIT | 4654CTM-JLP (DISCONTINUED)
Sequoia Top | Hickory Finish | Bronze Fire Jewelry

KASHTON HIGH BACK SWIVEL ROCKER | 1K980
Sandbar | Sandbar Welt | Hickory Finish

KASHTON HIGH BACK DINING CHAIR | 1K180
Sandbar | Sandbar Welt | Hickory Finish

42" x 84" TIMBER DINING TABLE | 254284FTM
Sequoia Top | Hickory Finish



MANHATTAN

METAL + PADDED SEAT | STEEL

The Manhattan collection is available in dining, balcony, and bar heights, and it is built to last with its powder-coated steel construction. Available in all Homecrest finishes, Manhattan comes with a metal seat, an optional removable seat pad, or an attached padded seat.



ARMLESS DINING CHAIR

- M CH590-CH M CH590-CH2 (2 Pack*)
- C CH590-PD C CH590-PD2 (2 Pack*)

H: 35" W: 18.5" D: 21"
Seat Ht: 18.75" Arm Ht: N/A
(Stackable: 2-6)



DINING CHAIR

- M CH320-CH M CH320-CH2 (2 Pack*)
- C CH320-PD C CH320-PD2 (2 Pack*)

H: 35" W: 20" D: 21"
Seat Ht: 18.75" Arm Ht: 25.75"
(Stackable: 2-6)



ARMLESS BALCONY STOOL

- M CH250-CH C CH250-PD

H: 40.5" W: 18.5" D: 21"
Seat Ht: 24" Arm Ht: N/A



ARMLESS BAR STOOL

- M CH240-CH C CH240-PD

H: 45.5" W: 18.5" D: 21"
Seat Ht: 29" Arm Ht: N/A



REMOVABLE SEAT PAD

- C CH-PAD (with Ties)
- C CH-PADNT (without Ties)

H: 1" W: 16" D: 17"
Seat Ht: N/A Arm Ht: N/A



Frames are designed with added weight to withstand wind and stay in place.

Available in: M Metal Seat C Padded Seat

PRODUCT FEATURE

The Manhattan dining chairs stack 2-6 high! All Manhattan chairs are available with a metal or padded seat. A removable seat pad option is also available.



*When ordering multi-pack, quantity of one equals two pieces, as denoted in model #x.



MANHATTAN COLLECTION PIECES

← **C** The Manhattan collection is available with a metal seat, an attached padded seat (as shown on the left), or a removable seat pad.



SHOWN IN PHOTO:

ARMLESS BAR STOOL | CH240-PD
Crimson (Outdoor) | Carbon Finish

ARMLESS BAR STOOL | CH240-PD
Timbre Sterling (Discontinued) | Carbon Finish

DINING CHAIR | CH320-PD
Timbre Sterling (Discontinued) | Carbon Finish

36" STONEGATE DINING TABLE | C0036RSC | 1800B BASE (DISCONTINUED)
Pebble Top (Discontinued) | Carbon Finish

36" STONEGATE BAR TABLE | C0036RSGNU | 0800B BASE (DISCONTINUED)
Pebble Top (Discontinued) | Carbon Finish

REVIVE

DREAMCORE™ + ULTRACORE™ CUSHION | ALUMINUM

Homecrest's Revive collection celebrates mid-century modern design and the artists who shaped a generation. Featuring two cushion options, Revive offers supreme comfort and a striking design aesthetic, plus all of the industry-leading quality specifications that are built into every piece of Homecrest furniture. Sit back, relax, and enjoy the sunshine knowing that this gorgeous collection that celebrates a dynamic era will be loved by generations to come.



CHAT CHAIR
 C 6139A (-DC or -UC)
 H: 35" W: 30.5" D: 34"
 Seat Ht: 18" Arm Ht: 25"



LOVESEAT
 C 6142A (-DC or -UC)
 H: 35" W: 54.5" D: 34"
 Seat Ht: 18" Arm Ht: 25"



SOFA
 C 6143A (-DC or -UC)
 H: 35" W: 78.5" D: 34"
 Seat Ht: 18" Arm Ht: 25"



SWIVEL ROCKER CHAT CHAIR
 C 6191A (-DC or -UC)
 H: 35" W: 30.5" D: 33.25"
 Seat Ht: 18" Arm Ht: 25"



ARMLESS CENTER CHAT CHAIR*
 C 6139N (-DC or -UC)
 H: 35" W: 25" D: 34"
 Seat Ht: 18" Arm Ht: N/A



LEFT ARM CHAT CHAIR*
 C 6139L (-DC or -UC)
 H: 35" W: 28" D: 34"
 Seat Ht: 18" Arm Ht: 25"



RIGHT ARM CHAT CHAIR*
 C 6139R (-DC or -UC)
 H: 35" W: 28" D: 34"
 Seat Ht: 18" Arm Ht: 25"



ARMLESS LOVESEAT*
 C 6142N (-DC or -UC)
 H: 35" W: 49" D: 34"
 Seat Ht: 18" Arm Ht: N/A



LEFT ARM LOVESEAT*
 C 6142L (-DC or -UC)
 H: 35" W: 52" D: 34"
 Seat Ht: 18" Arm Ht: 25"



RIGHT ARM LOVESEAT*
 C 6142R (-DC or -UC)
 H: 35" W: 52" D: 34"
 Seat Ht: 18" Arm Ht: 25"



ARMLESS SOFA*
 C 6143N (-DC or -UC)
 H: 35" W: 73" D: 34"
 Seat Ht: 18" Arm Ht: N/A



LEFT ARM SOFA*
 C 6143L (-DC or -UC)
 H: 35" W: 76" D: 34"
 Seat Ht: 18" Arm Ht: 25"



RIGHT ARM SOFA*
 C 6143R (-DC or -UC)
 H: 35" W: 76" D: 34"
 Seat Ht: 18" Arm Ht: 25"



CORNER*
 C 6110A (-DC or -UC)
 H: 35" W: 34" D: 34"
 Seat Ht: 18" Arm Ht: N/A



Cushions are secured to withstand wind and ensure long-lasting performance.

**Units are not standalone pieces. We recommend using end units with arms on all modular configurations due to exposed brackets on armless versions.*

▶ SELECT YOUR CUSHION TYPE

Choose from either a DreamCore (XXX-DC) or UltraCore (XXX-UC) cushion with a curved panel design for this collection. DreamCore offers a fuller, softer sit, while UltraCore provides a streamlined look and firmer support. For contract, we recommend the UltraCore cushion.



Note: Striped fabrics are not recommended.

Available in: C Cushion





SHOWN IN PHOTO:

CHAT CHAIR | 6139A-UC

Canvas Flax (Sunbrella) | Hickory Finish

42" SHADOW ROCK LOUNGE FIRE PIT | 42SQSHTT | 89SNC-JLP BASE

Pebble Top (Discontinued) | Hickory Finish | Platinum Fire Jewelry

REVIVE AIR RIGHT ARM LOVESEAT | 61AR42R

Bisque | Hickory Finish

REVIVE AIR LEFT ARM SOFA | 61AR43L

Bisque | Hickory Finish

39.5" x 23" MODE END TABLE/CORNER UNIT | 1310020

Hickory Finish

ALLURE OTTOMAN | 1112A (DISCONTINUED)

Expand Tamale (Discontinued) | Hickory Finish



REVIVE AIR

SENSATION SLING | ALUMINUM

The mid-century modern era was a great time to be in furniture design. Decades later, this iconic style is experiencing a renaissance, but with all of the benefits of current technology. The Revive air collection uses our unique Sensation sling material, which offers incredible stretch, memory, and UV resistance, providing the look and feel of a cushion with none of the maintenance.



CHAT CHAIR
A 61AR390
H: 35" W: 33" D: 33"
Seat Ht: 18" Arm Ht: 25"



LOVESEAT
A 61AR420
H: 35" W: 59.5" D: 33"
Seat Ht: 18" Arm Ht: 25"



SOFA
A 61AR430
H: 35" W: 85.5" D: 33"
Seat Ht: 18" Arm Ht: 25"



SWIVEL CHAT CHAIR
A 61AR902
H: 35" W: 33" D: 32.5"
Seat Ht: 18" Arm Ht: 25"



ARMLESS CHAT CHAIR
A 61AR350
H: 35" W: 26.5" D: 32.5"
Seat Ht: 18" Arm Ht: N/A



LEFT ARM CHAT CHAIR
A 61AR39L
H: 35" W: 30" D: 33"
Seat Ht: 18" Arm Ht: 25"



RIGHT ARM CHAT CHAIR
A 61AR39R
H: 35" W: 30" D: 33"
Seat Ht: 18" Arm Ht: 25"



ARMLESS LOVESEAT
A 61AR42N
H: 35" W: 53" D: 32.5"
Seat Ht: 18" Arm Ht: N/A



LEFT ARM LOVESEAT
A 61AR42L
H: 35" W: 56.5" D: 33"
Seat Ht: 18" Arm Ht: 25"



RIGHT ARM LOVESEAT
A 61AR42R
H: 35" W: 56.5" D: 33"
Seat Ht: 18" Arm Ht: 25"



ARMLESS SOFA
A 61AR43N
H: 35" W: 79" D: 32.5"
Seat Ht: 18" Arm Ht: N/A



LEFT ARM SOFA
A 61AR43L
H: 35" W: 82.5" D: 33"
Seat Ht: 18" Arm Ht: 25"



RIGHT ARM SOFA
A 61AR43R
H: 35" W: 82.5" D: 33"
Seat Ht: 18" Arm Ht: 25"



MODE END TABLE/CORNER UNIT
1310020
H: 20" W: 35.5" D: 23"

Available in: **A** Air

Note: Depending on the desired configuration and use, we recommend ordering multi-seat units to eliminate multiple legs for a cleaner look (i.e. order an armless sofa versus three armless chat chairs).



SHOWN IN PHOTO

CHAT CHAIR | 61AR390
Bisque | Hickory Finish

LOVESEAT | 61AR420
Bisque | Hickory Finish

STONEGATE 24" END TABLE | C2424SSG | STONE BASE
Pebble Top (Discontinued) | Hickory Finish

SOFA | 61AR430
Bisque | Hickory Finish

42" STONEGATE LOUNGE FIRE PIT | 42SQSGTT | 89SNC-JLP BASE
Pebble Top (Discontinued) | Hickory Finish | Bronze Fire Jewelry





AVAILABLE FABRIC OPTIONS *Air collections are available in Sensation sling fabrics only. Look for the air collection "A" icon.*



AGATE II



BARK



BISQUE




CAMEO II



LAGOON



STRATUS



ZINC II

NEW

ROWAN

CUSHION | ALUMINUM

The Rowan collection boasts a sleek, powder-coated aluminum frame paired with handwoven, weather-resistant rope, offering a modern and sophisticated look. Crafted for ultimate convenience, comfort, and resilience, Rowan seamlessly fits into any setting, from corporate spaces to apartment amenity decks. Its quick-drying, all-weather cushions provide exceptional comfort and contemporary style, securely attaching to the frame with hidden snap tabs for effortless enjoyment.



CLUB CHAIR

C 96380

H: 30" W: 40.2" D: 32.7"
Seat Ht: 18" Arm Ht: 26.4"



SOFA


C 96430

H: 30" W: 87.4" D: 32.7"
Seat Ht: 18" Arm Ht: 26.4"



AVAILABLE FRAME + ROPE COLORS


Note: Nightfall coordinates with our Carbon paint finish.



NIGHTFALL/GRAPHITE



FOG/GREIGE

 Cushions are secured to withstand wind and ensure long-lasting performance.

Available in:  Cushion





SHOWN IN PHOTO:

CLUB CHAIR | 96380

Mainstreet Putty (Sunbrella) | Greige | Fog Finish

SOFA | 96430

Mainstreet Putty (Sunbrella) | Greige | Fog Finish

44" MODE COFFEE TABLE | 134444L

Fog Finish

ELEVATE METAL ARMLESS BALCONY STOOL | 5655M

Carbon Finish

42" MODE CLUB BALCONY TABLE | 1342SNU | 3334B BASE

Carbon Finish

STELLA

SLING + PADDED SLING | ALUMINUM

Stella features elegantly sloped arms and our signature double layer sling, providing a clean visual style and exceptional comfort. Whether gathered around a lively dining table or paired with an ottoman for quiet relaxation, Stella's craftsmanship and versatility are sure to be appreciated. With the Stella collection, style and function go hand in hand.



LOW BACK DINING CHAIR
S 7A681 **PS** 7A691
 H: 37" W: 24.5" D: 30"
 Seat Ht: 19.5" Arm Ht: 26"



HIGH BACK DINING CHAIR
S 7A180 **PS** 7A190
 H: 45.5" W: 24.5" D: 30"
 Seat Ht: 19.5" Arm Ht: 26"



LOW BACK SWIVEL ROCKER
S 7A880 **PS** 7A890
 H: 37" W: 24.5" D: 30"
 Seat Ht: 19.5" Arm Ht: 26"



HIGH BACK SWIVEL ROCKER
S 7A980 **PS** 7A990
 H: 45.5" W: 24.5" D: 30"
 Seat Ht: 19.5" Arm Ht: 26"



SWIVEL ROCKER BALCONY STOOL
S 7A781 **PS** 7A791
 H: 36.5" W: 24.5" D: 30"
 Seat Ht: 21" Arm Ht: 30"



OTTOMAN
S 99120 **PS** 99130
 H: 16.5" W: 20.5" D: 20"
 Seat Ht: 16.5" Arm Ht: N/A



Available in: **S** Sling **PS** Padded Sling

MADE IN THE USA



SHOWN IN PHOTO:

LOW BACK DINING CHAIR | 7A681

Shadows | Carbon Welt | Carbon Finish

48" CONCRETE DINING TABLE | 3748RFCT

Drift Top | Carbon Finish

9' MARKET UMBRELLA | 854FMA

Turquoise (Recacril) | Onyx Umbrella Pole

CAST IRON UMBRELLA BASE | 00091

Carbon Finish





NEED MORE WEIGHT?

Homecrest's patent-pending, zinc-plated steel Swivel Rocker (KIT90) and Dining Chair (KIT91) Wind Kits add an additional 10 lbs. Kits are easy to install and are available in all finishes.

Swivel Rocker Wind Kit



Dining Chair Wind Kit



NEW

SURF

ALL-WEATHER POLY | ALUMINUM

The nature-inspired Surf collection combines contemporary design with practical style, making it an ideal choice for high-traffic areas like gardens, parks, and college or corporate campuses. With a powder-coated aluminum frame and curving all-weather poly (HDPE) seat and back, Surf delivers unmatched durability to withstand the elements. Its versatile aesthetic seamlessly complements any outdoor setting, while modular pieces can be configured to meet your space's specific needs. Homecrest's supplied brackets ensure secure attachment of units to one another and to the ground, offering ultimate flexibility and security.



CENTER CHAT CHAIR
24350
H: 35" W: 23.3" D: 34.5"
Seat Ht: 19" Arm Ht: N/A



OUTSIDE 18° RADIUS CHAT CHAIR
24351
H: 35" W: 38" D: 35.7"
Seat Ht: 19" Arm Ht: N/A



INSIDE 18° RADIUS CHAT CHAIR
24352
H: 35" W: 38" D: 35.7"
Seat Ht: 19" Arm Ht: N/A



END TABLE
361235
H: 21" W: 12" L: 35"



COFFEE TABLE
362844
H: 18" W: 28" L: 44"



END TABLE/CORNER UNIT
3610021
H: 21" W: 34" L: 23.5"

AVAILABLE SLAT COLORS



LIGHT GRAY
(32)



WEATHERED WOOD
(25)





SHOWN IN PHOTO:

INSIDE 18" RADIUS CHAT CHAIR | 24352
Weathered Wood | Onyx Finish

OUTSIDE 18" RADIUS CHAT CHAIR | 24351
Weathered Wood | Onyx Finish

ELEMENTS AIR CHAT CHAIR | 51AR392
Cameo II | Onyx Finish

44" MODE COFFEE TABLE | 134444L
Onyx Finish

SUTTON

CUSHION | ALUMINUM

Plush, all-weather back and seat cushions, plus strong lines and durable aluminum frames, are just the beginning of the story that describes Homecrest's Sutton cushion collection. Creating an outdoor space is easy with Sutton's bold shapes. Gently sloping backs promote restful lounging while Homecrest's luxurious cushions hug your body with softness and support. From every angle, the innovative design of the Sutton collection strikes a modern pose.



CHAT CHAIR

C 4537A

H: 36" W: 30.5" D: 34"
Seat Ht: 18" Arm Ht: 24.5"

HIGH BACK CHAT CHAIR

C 4539A

H: 43" W: 30.5" D: 34"
Seat Ht: 18" Arm Ht: 24.5"



LOVESEAT

C 4542A

H: 36" W: 55.5" D: 34"
Seat Ht: 18" Arm Ht: 24.5"

SOFA

C 4543A

H: 36" W: 80.5" D: 34"
Seat Ht: 18" Arm Ht: 24.5"



SWIVEL ROCKER CHAT CHAIR

C 4590A

H: 36" W: 30.5" D: 34"
Seat Ht: 18" Arm Ht: 24.5"

HIGH BACK SWIVEL ROCKER CHAT CHAIR

C 4592A

H: 43" W: 30.5" D: 34"
Seat Ht: 18" Arm Ht: 24.5"





SHOWN IN PHOTO:

CHAT CHAIR | 4537A
Cast Silver (Sunbrella) | Storm Finish

LOVESEAT | 4542A
Cast Silver (Sunbrella) | Storm Finish

32" x 52" MODE LOUNGE FIRE PIT | 133252TT | 89XNC-JLP BASE
Storm Finish | Aqua Fire Jewelry



Cushions are secured to withstand wind and ensure long-lasting performance.

SUTTON

SLING + PADDED SLING | ALUMINUM

The Sutton sling collection offers the refined comfort of Homecrest's signature double layer sling, perfect for al fresco dining or lounging. Sutton's geometric frame design contrasts with the gently curving sling seat to give outdoor spaces a refined, but energizing, aesthetic. The durable all-aluminum frame can be augmented with an add-on Wind Kit to add weight for windy environments.



LOW BACK DINING CHAIR

S 45680 **PS** 45690
 H: 37" W: 24.75" D: 30"
 Seat Ht: 19.5" Arm Ht: 25.625"



HIGH BACK DINING CHAIR

S 45180 **PS** 45190
 H: 45.5" W: 24.75" D: 30"
 Seat Ht: 19.5" Arm Ht: 25.625"



LOW BACK SWIVEL ROCKER

S 45880 **PS** 45890
 H: 37" W: 24.75" D: 30"
 Seat Ht: 19.5" Arm Ht: 25.625"



HIGH BACK SWIVEL ROCKER

S 45980 **PS** 45990
 H: 45.5" W: 24.75" D: 30"
 Seat Ht: 19.5" Arm Ht: 25.625"



SWIVEL ROCKER BALCONY STOOL

S 45781 **PS** 45791
 H: 36.5" W: 24.75" D: 30"
 Seat Ht: 21" Arm Ht: 30"



OTTOMAN

S 99120 **PS** 99130
 H: 16.5" W: 20.5" D: 20"
 Seat Ht: 16.5" Arm Ht: N/A

Available in: **S** Sling **PS** Padded Sling



NEED MORE WEIGHT?

Homecrest's patent-pending, zinc-plated steel Swivel Rocker (**KIT90**) and Dining Chair (**KIT91**) Wind Kits add an additional 10 lbs. Kits are easy to install and are available in all finishes.

Swivel Rocker Wind Kit



Dining Chair Wind Kit





SHOWN IN PHOTO:

LOW BACK DINING CHAIR | 45660
Agate II | Carbon Welt | Carbon Finish

LATITUDE 42" X 84" CONCRETE DINING TABLE | 254284FCT
Clear Top | Carbon Finish



URBAN

CUSHION | ALUMINUM

Featuring a modular design and clean, soft lines, Homecrest's Urban collection has a contemporary appeal that is equally suited for backyards, apartment amenity decks, and everything in between. This collection is crafted with powder-coated aluminum and High Resilient, furniture-grade foam cushions. The built-in side tables are available with an all-weather poly woodgrain surface or an all-aluminum panel.



ARMLESS CHAT CHAIR

C 83390
H: 28" W: 28" D: 32"
Seat Ht: 16" Arm Ht: N/A



LEFT TABLE CHAT CHAIR

C 8339L
H: 28" W: 40" D: 32"
Seat Ht: 16" Arm Ht: N/A
Table Ht: 8.375"



RIGHT TABLE CHAT CHAIR

C 8339R
H: 28" W: 40" D: 32"
Seat Ht: 16" Arm Ht: N/A
Table Ht: 8.375"



ARMLESS LOVESEAT

C 83420
H: 28" W: 56" D: 32"
Seat Ht: 16" Arm Ht: N/A



LEFT TABLE LOVESEAT

C 8342L
H: 28" W: 68" D: 32"
Seat Ht: 16" Arm Ht: N/A
Table Ht: 8.375"



RIGHT TABLE LOVESEAT

C 8342R
H: 28" W: 68" D: 32"
Seat Ht: 16" Arm Ht: N/A
Table Ht: 8.375"



ARMLESS SOFA

C 83430
H: 28" W: 84" D: 32"
Seat Ht: 16" Arm Ht: N/A



CORNER

C 83110
H: 28" W: 32" D: 32"
Seat Ht: 16" Arm Ht: N/A



OTTOMAN

C 83120
H: 16" W: 35" D: 28"
Seat Ht: 16" Arm Ht: N/A



END TABLE

8328S
H: 8.375" W: 28" D: 28"




OTTOMAN TRAY

91008
H: 4" W: 12" D: 28"

ALL-WEATHER POLY TOP COLOR



COASTAL GRAY
(23)

 Cushions are secured to withstand wind and ensure long-lasting performance.



Available in: **C** Cushion



SHOWN IN PHOTO:

RIGHT TABLE LOVESEAT | 8342R
Nye Fog (Bella-Dura) | Carbon Finish

CORNER | 83110
Nye Fog (Bella-Dura) | Carbon Finish

LEFT TABLE LOVESEAT | 8342L
Nye Fog (Bella-Dura) | Carbon Finish

OTTOMAN | 83120
Dream Mist (Sunbrella) | Carbon Finish

OTTOMAN TRAY | 91008
Carbon Finish

ARMLESS CHAT CHAIR | 83390
Nye Fog (Bella-Dura) | Carbon Finish

32" x 52" MODE LOUNGE FIRE PIT | 133252TT | 89KNC-JLP BASE
Carbon Top | Carbon Finish | Platinum Fire Jewelry

WILLOW

Available in:  Cushion

DREAMCORE™ + ULTRACORE™ CUSHION | ALL-WEATHER POLY

Designed to endure the demands of outdoor living, our Willow collection boasts sleek lines, durable all-weather poly (HDPE) construction, and exceptionally comfortable cushions. The HDPE frame adds warmth and natural beauty, enhancing aesthetic appeal while ensuring resistance to the elements. Versatile and customizable, Willow offers a range of modular pieces that allow for unlimited configurations, making it the perfect choice for any outdoor space.

▶ SELECT YOUR CUSHION TYPE

Choose from either a DreamCore (XXX-DC) or UltraCore (XXX-UC) cushion. DreamCore offers a fuller, softer sit, while UltraCore provides a streamlined look and firmer support. For contract, we recommend the UltraCore cushion.



MADE IN THE USA



SHOWN IN PHOTO:

CHAT CHAIR | 1H37A-UC
Blend Linen (Sunbrella) | Brazilian Walnut Finish

LEFT OR RIGHT ARM CHAT CHAIR | 1H37LR-UC
Blend Linen (Sunbrella) | Brazilian Walnut Finish

ARMLESS CHAT CHAIR | 1H35A-UC
Blend Linen (Sunbrella) | Brazilian Walnut Finish

CORNER | 1H10A-UC
Blend Linen (Sunbrella) | Brazilian Walnut Finish

OTTOMAN | 1H12A-UC
Blend Linen (Sunbrella) | Brazilian Walnut Finish

ELEVATE MESH ARMLESS BALCONY STOOL | 5655M
Carbon Finish

36" MODE CLUB BALCONY TABLE | 1336SNU | 2334B BASE
Carbon Finish



Cushions are secured to withstand wind and ensure long-lasting performance.



CHAT CHAIR

C 1H37A (-DC or -UC)
H: 32" W: 33.5" D: 31.5"
Seat Ht: 18" Arm Ht: 28.5"



ARMLESS CENTER CHAT CHAIR

C 1H35A (-DC or -UC)
H: 32" W: 30" D: 31.5"
Seat Ht: 18" Arm Ht: N/A



LEFT OR RIGHT ARM CHAT CHAIR

C 1H37LR (-DC or -UC)
H: 32" W: 31.5" D: 31.5"
Seat Ht: 18" Arm Ht: 28.5"



CORNER

C 1H10A (-DC or -UC)
H: 32" W: 31.5" D: 31.5"
Seat Ht: 18" Arm Ht: 28.5"



OTTOMAN

C 1H12A (-DC or -UC)
H: 18" W: 30" D: 30"
Seat Ht: 18" Arm Ht: N/A



AVAILABLE FRAME COLORS



BRAZILIAN WALNUT
(24)



COASTAL GRAY
(23)

BEST-IN-CLASS MOTION + COMFORT



ELEMENTS AIR



ANTHEM CUSHION



HARBOR SLING



BLAIR CUSHION



REVIVE CUSHION

Discover the perfect fusion of innovation and comfort with Homecrest Outdoor Living's motion pieces. Powered by our industry-leading swivel rocker mechanisms, each chair offers smooth, effortless movement that enhances relaxation. Choose from ergonomic sling collections with high or low backs that cradle the body, or indulge in our cushion collections featuring ultra-plush, high-resilient comfort. Whether on a patio, deck, or poolside, these motion pieces bring luxury and motion together in perfect harmony.



STELLA SLING



ELEMENTS SLING



SUTTON SLING



SUTTON CUSHION



HOLLY HILL SLING



REVIVE AIR

EXPERIENCE
HEAT
AND
VERSATILITY

Experience the outdoors all year long with Homecrest outdoor tables and fire tables. Outdoor dining and conversation spaces have consistently been a rising trend in outdoor living design. Our gorgeous tables and fire tables provide a stylish focal point that visually transforms any outdoor space, creating a warm, inviting, and functional atmosphere.



SHOWN IN PHOTO:

AVA CHAT CHAIR | 2H37A-DC

Sailcloth Salt (Sunbrella) | Coastal Gray

42" SHADOW ROCK LOUNGE FIRE PIT | 42SQSHTT | 89SNC-JLP BASE

Pebble Top (Discontinued) | Hickory Finish | Bronze Fire Jewelry



CONCRETE FIRE TABLES

NATURAL SERIES | ALUMINUM

This is the perfect top for achieving a modern, industrial look. Our Concrete tops are a part of our Natural Series collection, which brings a sophisticated organic design element to outdoor spaces utilizing the latest in composite technology. Homecrest fire tables offer a powerful burner (up to 65,000 BTUs) and come standard with your choice of fire jewelry, as well as a secure key and black 3/4" aluminum fire burner riser.



SHOWN IN PHOTO:

REVIVE AIR CHAT CHAIR | 61AR390
Cameo II | Umber Finish

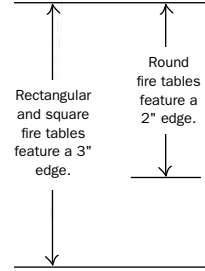
42" CONCRETE LOUNGE FIRE PIT | 42RCTFPTT | 89RNC-JLP BASE
Drift Top | Umber Finish | Copper Fire Jewelry

REVIVE AIR LOVESEAT | 61AR420
Cameo II | Umber Finish

44" MODE COFFEE TABLE | 134444L
Umber Finish














AVAILABLE TOP COLORS



Note: Each top is individually handcrafted and will vary in color. Colors are representations, refer to an actual sample.

FIRE TABLES + ACCESSORIES

Note: Each fire table comes standard with a 12" x 24" rectangular or 20" round 65,000 BTU stainless steel black powder-coated burner, external key valve, match-light ignition, 20 lbs of fire jewelry (select one or two colors), and a black 3/4" fire burner riser. The burner is available as either Liquid Propane (XXX-JLP) or Natural Gas (XXX-JNG)—if one is not selected, the burner will default to the Liquid Propane option. The square and rectangular fire tables feature a 3" straight edge profile and the round fire tables feature a 2" straight edge profile.

 <p>42" LOUNGE Top: 42SQCTTT Base: 89SNC (-JLP or -JNG) H: 21.5" Use fire table cover 005106</p>	 <p>32" x 52" LOUNGE Top: 893252XCTTT Base: 89XNC (-JLP or -JNG) H: 21.5" Use fire table cover 006139</p>	 <p>36" x 60" LOUNGE Top: 893660XCTTT Base: 89XNC (-JLP or -JNG) H: 21.5" Use fire table cover 006138</p>	 <p>42" LOUNGE Top: 42RCTFPTT Base: 89RNC (-JLP or -JNG) H: 21.5" Use fire table cover 005369</p>	 <p>54" LOUNGE Top: 54RCTFPTT Base: 89RNC (-JLP or -JNG) H: 21.5" Use fire table cover 005108</p>	 <p>42" BALCONY Top: 42RCTFPTT Base: 89RBC (-JLP or -JNG) H: 34.5" Use fire table cover 005369</p>
 <p>54" BALCONY Top: 54RCTFPTT Base: 89RBC (-JLP or -JNG) H: 34.5" Use fire table cover 005108</p>	 <p>22.5" GLASS GUARD 005561 H: 6.75" Use in windy conditions Use with round burners</p>	 <p>15.5" x 28.5" GLASS GUARD 006086 H: 5.8" Use in windy conditions Use with rectangular burners</p>	 <p>22" BURNER COVER 91004 Smooth aluminum Use with round burners</p>	 <p>14" x 26.25" BURNER COVER 91006 Smooth aluminum Use with rectangular burners</p>	

FIRE JEWELRY

Note: When ordering fire jewelry individually (without a fire table), use the six-digit model number. When ordering with a fire table, use the two-digit color code number that is next to the color name.



CRYSTAL ICE (13) 006117	PLATINUM (20) 006124 - Reflective	MIDNIGHT BLACK (19) 006123 - Reflective	AQUA (18) 006122 - Reflective	CLEAR BEADS (01) 005003
-----------------------------------	---	---	---	-----------------------------------

PRODUCT FEATURE

Every Homecrest fire table features easy propane access, a removable key valve for flame control, and a standard burner riser to keep the table surface cool. We also offer glass guards, which are recommended for use in windy conditions to contain the flame.



CONCRETE TABLES

NATURAL SERIES | ALUMINUM



2" STRAIGHT EDGE PROFILE
SHOWN IN DRIFT

AVAILABLE TOP COLORS



Note: For "Top + Base" units, use both model numbers when ordering. For "Complete" units, only one model number is needed. The listed height is the complete table height and may vary by up to 1/4".

UNIVERSAL BASES

	Side Complete H: 15.5"	Side Complete H: 15.5"	End Complete H: 19.5"	Adjustable Complete H: 18.25"-30.75"	Chat Complete H: 21.25"	Dining Complete H: 29.25"	Balcony Complete H: 34.25"
24" ROUND (no Hole)	3724RCT (3-legged base)	3725RCT (4-legged base)	3723RCT (3-legged base) 3722RCT (4-legged base)				
24" SQUARE (no Hole)		3721SCT (4-legged base)	3722SCT (4-legged base)				
26" x 44" RECTANGLE (no Hole)							
30" ROUND (with Hole)							
30" ROUND (no Hole)				1330RCT			
30" SQUARE (with Hole)							
30" SQUARE (no Hole)							
32" x 52" RECTANGLE (no Hole)							
36" ROUND (with Hole)							
36" ROUND (no Hole)							
36" SQUARE (with Hole)							
36" SQUARE (no Hole)							
36" x 60" RECTANGLE (no Hole)							
42" ROUND (with Hole)						3742RFCT	3742RBCT
42" ROUND (no Hole)					3742RCCTNU	3742RFCTNU	3742RBCTNU
42" SQUARE (with Hole)						3742SFCT	3742SBCT
42" SQUARE (no Hole)						3742SFCTNU	3742SBCTNU
42" x 62" RECTANGLE (with Hole)						374262FCT	374262BCT
42" x 84" RECTANGLE (with Hole)						374284FCT	374284BCT
48" ROUND (with Hole)						3748RFCT	3748RBCT
48" ROUND (no Hole)						3748RFCTNU	3748RBCTNU
54" ROUND (with Hole)						3754RFCT	3754RBCT
54" ROUND (no Hole)					3754RCCTNU	3754RFCTNU	3754RBCTNU
UMBRELLA BASE PLATE (Zinc-Plated Solid Steel)	N/A	N/A	N/A	N/A	N/A	N/A	N/A




*When using the pedestal bases with an umbrella, an umbrella base plate is required. This zinc-plated, solid-steel umbrella base is available in all frame finishes and attaches to the table base. It can also be used to add weight to any pedestal table base. Use the 18" umbrella base plate (23UMBP) with bases 2330B, 2334B, and 2340B. Use the 24" umbrella base plate (33UMBP) with bases 3330B, 3334B, and 3340B. These bases feature adjustable floor glides for leveling.

	TRESTLE BASES				POST BASES				PEDESTAL BASES*		
	Side Complete H: 16"	End Complete H: 21"	Coffee Top + Base H: 15.1"	Dining Complete H: 30"	End Top + Base H: 21"	Coffee Top + Base H: 16"	Dining Complete H: 30.25"	Balcony Complete H: 34.25"	Dining Top + Base H: 29.25"	Balcony Top + Base H: 33.25"	Bar Top + Base H: 39.25"
24" ROUND (no Hole)											
24" SQUARE (no Hole)	2721SCT	2722SCT			C2424SCT + 5723B						
26" x 44" RECTANGLE (no Hole)			C2644XCT + 272644B			C2644XCT + 5744B					
30" ROUND (with Hole)								C0030RCTWH + 2330B	C0030RCTWH + 2334B	C0030RCTWH + 2340B	
30" ROUND (no Hole)								C0030RCT + 2330B	C0030RCT + 2334B	C0030RCT + 2340B	
30" SQUARE (with Hole)								C3030SCTWH + 2330B	C3030SCTWH + 2334B	C3030SCTWH + 2340B	
30" SQUARE (no Hole)					C3030SCT + 5723B			C3030SCT + 2330B	C3030SCT + 2334B	C3030SCT + 2340B	
32" x 52" RECTANGLE (no Hole)			C3252XCT + 273252B								
36" ROUND (with Hole)								C0036RCT + 2330B	C0036RCT + 2334B	C0036RCT + 2340B	
36" ROUND (no Hole)								C0036RCTNU + 2330B	C0036RCTNU + 2334B	C0036RCTNU + 2340B	
36" SQUARE (with Hole)								C3636SCT + 2330B	C3636SCT + 2334B	C3636SCT + 2340B	
36" SQUARE (no Hole)								C3636SCTNU + 2330B	C3636SCTNU + 2334B	C3636SCTNU + 2340B	
36" x 60" RECTANGLE (no Hole)			C3660XCT + 273660B								
42" ROUND (with Hole)								C0042RCT + 3330B	C0042RCT + 3334B	C0042RCT + 3340B	
42" ROUND (no Hole)			C0042RCTNU + 2742RB					C0042RCTNU + 3330B	C0042RCTNU + 3334B	C0042RCTNU + 3340B	
42" SQUARE (with Hole)				2742SFCT			2542SFCT	2542SBCT	C4242SCT + 3330B	C4242SCT + 3334B	C4242SCT + 3340B
42" SQUARE (no Hole)			C4242SCTNU + 2742SB	2742SFCTNU			2542SFCTNU	2542SBCTNU	C4242SCTNU + 3330B	C4242SCTNU + 3334B	C4242SCTNU + 3340B
42" x 62" RECTANGLE (with Hole)											
42" x 84" RECTANGLE (with Hole)				274284FCT			254284FCT	254284BCT			
48" ROUND (with Hole)								C0048RCT B: 3330B	C0048RCT + 3334B	C0048RCT + 3340B	
48" ROUND (no Hole)								C0048RCTNU + 3330B	C0048RCTNU + 3334B	C0048RCTNU + 3340B	
54" ROUND (with Hole)											
54" ROUND (no Hole)											
UMBRELLA BASE PLATE (Zinc-Plated Solid Steel)	N/A	N/A	N/A	N/A	N/A	N/A	N/A	N/A	23UMBP or 33UMBP	23UMBP or 33UMBP	23UMBP or 33UMBP

EDEN TABLES

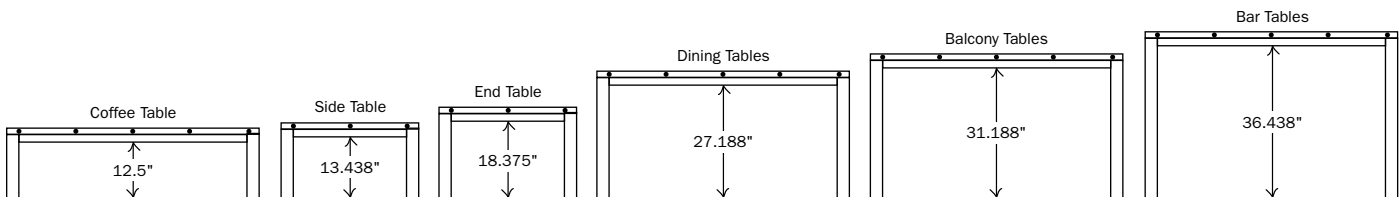
ALL-WEATHER POLY | ALUMINUM



Eden's warmly functional design is sparked by Swedish simplicity and flawless craftsmanship. Constructed with all-weather poly (HDPE) materials, Eden is a slatted, teak-inspired top with an aluminum base that is available in all of Homecrest's textured powder-coated finishes. Available in occasional, dining, balcony, and bar heights, the modern appearance of the Eden collection bears the essence of cool sophistication and the welcoming warmth of comfort you expect from your Homecrest outdoor furniture.

OCCASIONAL TABLES

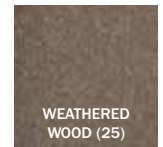

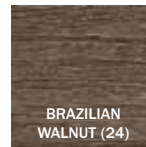
	Dining Bench H: 19"	Balcony Bench H: 23"	Bar Bench/Sofa Table H: 29"	Side Complete H: 16.75"	End Complete H: 22"	Coffee Complete H: 16"
23.5" SQUARE (no Hole)				2621S	2624S	
15.5" x 48" RECTANGLE (no Hole)	261948	262348	262948			
30.5" x 60" RECTANGLE (no Hole)						261660
35.5" x 60" RECTANGLE (no Hole)						
35.5" x 110" RECTANGLE (no Hole)						





3.5" EDGE PROFILE
SHOWN IN WEATHERED WOOD

AVAILABLE TOP COLORS



DINING, BALCONY, + BAR TABLES

	Dining Complete H: 30"	Balcony Complete H: 34"	Bar Complete H: 40"
23.5" SQUARE (no Hole)			
15.5" x 48" RECTANGLE (no Hole)			
30.5" x 60" RECTANGLE (no Hole)			
35.5" x 60" RECTANGLE (no Hole)	263060	263460	264060
35.5" x 110" RECTANGLE (no Hole)	2630110	2634110	2640110

PRODUCT FEATURE

Eden's planks feature color consistency throughout the cross section and are manufactured from high-quality recycled HDPE (High Density Polyethylene) to create long-lasting polymer lumber. HDPE is a low-maintenance, environmentally friendly product that features a textured surface that doesn't rot or splinter, doesn't require paint or stain, and is resistant to termites, fungus, salt, and oils.

Note: These complete table units only require one model number when ordering. Height listed is the complete table height and can vary up to 1/4". Table tops feature a 3.5" edge profile.

NEW

INTEGRITY TABLES

COMPOSITE MELAMINE | ALUMINUM



Integrity table tops achieve a commercial trifecta, uniting extreme durability, excellent utility, and pleasing aesthetics in a single unit. These tables are impervious to chemical and thermal effects; meet rigorous standards for UV resistance, impact testing, and hygiene; and are a breeze to maintain in any outdoor application. Available in multiple sizes and finish options, Integrity tops can be paired with a variety of Homecrest bases to meet the height, functional, and aesthetic requirements of your project.

Note: For "Top + Base" units, use both model numbers when ordering. For "Complete" units, only one model number is needed. The listed height is the complete table height and may vary by up to 1/4".

	UNIVERSAL BASES	POST BASES	
	End Complete H: 19.5"	End Top + Base H: 19.5"	Coffee Top + Base H: 16"
24" SQUARE (no Hole)	3722SWZ	C2424SWZNU + 5723B	
32" SQUARE (no Hole)		C3232SWZNU + 5723B	
32" x 48" RECTANGLE (no Hole)			C3248XWZNU + 5744B
36" ROUND (no Hole)			
36" SQUARE (no Hole)			
42" ROUND (no Hole)			



1.5" EDGE PROFILE
SHOWN IN CITY

AVAILABLE TOP COLORS



*These bases feature adjustable floor glides for leveling.

PEDESTAL BASES*

	Dining Top + Base H: 29.25"	Balcony Top + Base H: 33.25"	Bar Top + Base H: 39.25"
24" SQUARE (no Hole)			
32" SQUARE (no Hole)	C3232SWZNU + 2330B	C3232SWZNU + 2334B	C3232SWZNU + 2340B
32" x 48" RECTANGLE (no Hole)	C3248XWZNU + 2330B (x2)	C3248XWZNU + 2334B (x2)	C3248XWZNU + 2340B (x2)
36" ROUND (no Hole)	C0036RWZNU + 2330B	C0036RWZNU + 2334B	C0036RWZNU + 2340B
36" SQUARE (no Hole)	C3636SWZNU + 2330B	C3636SWZNU + 2334B	C3636SWZNU + 2340B
42" ROUND (no Hole)	C0042RWZNU + 3330B	C0042RWZNU + 3334B	C0042RWZNU + 3340B

LATITUDE FIRE TABLES

ALUMINUM

Our Latitude fire table's clean, slatted aluminum top offers effortless, versatile styling—evoking a breezy boardwalk aesthetic for coastal settings or a rustic charm reminiscent of a luxury ski lodge. No matter your outdoor space, Latitude fire tables can fit and elevate the aesthetic. Homecrest fire tables offer a powerful burner (up to 65,000 BTUs) and come standard with your choice of fire jewelry, as well as a secure key and black 3/4" aluminum fire burner riser.



SHOWN IN PHOTO:


ALLURE DINING CHAIR | 11370
Sandbar | Onyx Finish

ALLURE SOFA | 11430
Sandbar | Onyx Finish

32" x 52" LATITUDE LOUNGE FIRE PIT | 893250XLTTT | 89XNC-JLP BASE
Onyx Finish | Platinum Fire Jewelry



AVAILABLE TOP COLORS + FRAME FINISHES



FIRE TABLES + ACCESSORIES

Note: Each fire table comes standard with a 12" x 24" rectangular 65,000 BTU stainless steel black powder-coated burner, external key valve, match-light ignition, 20 lbs of fire jewelry (select one or two colors), and a black 3/4" fire burner riser. The burner is available as either Liquid Propane (XXX-JLP) or Natural Gas (XXX-JNG)—if one is not selected, the burner will default to the Liquid Propane option. Fire tables feature a 1.5" edge profile.



32" x 50" LOUNGE

Top: 893250XLTTT

Base: 89XNC (-JLP or -JNG)

H: 21.5"

Use fire table cover 006139



36" x 63" LOUNGE

Top: 893663XLTTT

Base: 89XNC (-JLP or -JNG)

H: 21.5"

Fire table cover not available



14" x 26.25" BURNER COVER

91006

Smooth aluminum

Use with rectangular burners



15.5" x 28.5" GLASS GUARD

006086

H: 5.8"

Use in windy conditions

Use with rectangular burners



1.5" EDGE PROFILE
SHOWN IN CARBON

FIRE JEWELRY

Note: When ordering fire jewelry individually (without a fire table), use the six-digit model number. When ordering with a fire table, use the two-digit color code number that is next to the color name.



CRYSTAL ICE (13)

006117



PLATINUM (20)

006124 - Reflective



MIDNIGHT BLACK (19)

006123 - Reflective



AQUA (18)

006122 - Reflective



CLEAR BEADS (01)

005003

PRODUCT FEATURE

Every Homecrest fire table features easy propane access, a removable key valve for flame control, and a standard burner riser to keep the table surface cool. We also offer glass guards, which are recommended for use in windy conditions to contain the flame.



REMOVABLE KEY VALVE



GLASS GUARD



EASY PROPANE ACCESS



BURNER RISER




LATITUDE TABLES

ALUMINUM



AVAILABLE TOP COLORS + FRAME FINISHES



Note: For "Top + Base" units, use both model numbers when ordering. For "Complete" units, only one model number is needed. The listed height is the complete table height and may vary by up to 1/4".

UNIVERSAL BASES

	End Complete H: 19"	Adjustable Complete H: 18.25"-30.75"	Chat Complete H: 21.25"	Dining Complete H: 29.25"	Balcony Complete H: 34"
16" x 48" RECTANGLE (no Hole)					
24" ROUND (no Hole)	6224R				
24" SQUARE (no Hole)					
26" x 43.5" RECTANGLE (no Hole)					
30" ROUND (with Hole)					
30" ROUND (no Hole)		1330RLT			
30" SQUARE (with Hole)					
30" SQUARE (no Hole)					
36" ROUND (with Hole)					
36" ROUND (no Hole)					
36" SQUARE (with Hole)					
36" SQUARE (no Hole)					
42" ROUND (with Hole)				3742RFLT	3742RBLT
42" ROUND (no Hole)			3742RCLTNU		
42" SQUARE (with Hole)					
42" SQUARE (no Hole)					
42" x 74" RECTANGLE (with Hole)				374274XFLT	374274XBLT
48" ROUND (with Hole)				3748RFLT	3748RBLT
48" ROUND (no Hole)			3748RCLTNU		
54" ROUND (with Hole)				3754RFLT	3754RBLT
UMBRELLA BASE PLATE (Zinc-Plated Solid Steel)	N/A	N/A	N/A	N/A	N/A



*When using the pedestal bases with an umbrella, an umbrella base plate is required. This zinc-plated, solid-steel umbrella base is available in all frame finishes and attaches to the table base. It can also be used to add weight to any pedestal table base. Use the 18" umbrella base plate (23UMBP) with bases 2330B, 2334B, and 2340B. Use the 24" umbrella base plate (33UMBP) with bases 3330B, 3334B, and 3340B. These bases feature adjustable floor glides for leveling.

POST BASES

PEDESTAL BASES*

	Dining Bench H: 19"	End Complete H: 21"	Coffee Complete H: 18"	Dining Complete H: 30"	Balcony Complete H: 34"	Dining Top + Base H: 29.25"	Balcony Top + Base H: 33.25"	Bar Top + Base H: 39.25"
16" x 48" RECTANGLE (no Hole)	501948							
24" ROUND (no Hole)								
24" SQUARE (no Hole)		6224S						
26" x 43.5" RECTANGLE (no Hole)			622644					
30" ROUND (with Hole)						5030R + 2330B	5030R + 2334B	5030R + 2340B
30" ROUND (no Hole)						5030RNU + 2330B	5030RNU + 2334B	5030RNU + 2340B
30" SQUARE (with Hole)						5030S + 2330B	5030S + 2334B	5030S + 2340B
30" SQUARE (no Hole)						5030SNU + 2330B	5030SNU + 2334B	5030SNU + 2340B
36" ROUND (with Hole)						5036R + 2330B	5036R + 2334B	5036R + 2340B
36" ROUND (no Hole)						5036RNU + 2330B	5036RNU + 2334B	5036RNU + 2340B
36" SQUARE (with Hole)						5036S + 2330B	5036S + 2334B	5036S + 2340B
36" SQUARE (no Hole)						5036SNU + 2330B	5036SNU + 2334B	5036SNU + 2340B
42" ROUND (with Hole)						5042R + 3330B	5042R + 3334B	5042R + 3340B
42" ROUND (no Hole)						5042RNU + 3330B	5042RNU + 3334B	5042RNU + 3340B
42" SQUARE (with Hole)				6242SFLT	6242SBLT	5042S + 3330B	5042S + 3334B	5042S + 3340B
42" SQUARE (no Hole)				6242SFLTNU	6242SBLTNU	5042SNU + 3330B	5042SNU + 3334B	5042SNU + 3340B
42" x 74" RECTANGLE (with Hole)				624274XFLT	624274XBLT			
48" ROUND (with Hole)						5048R + 3330B	5048R + 3334B	5048R + 3340B
48" ROUND (no Hole)						5048RNU + 3330B	5048RNU + 3334B	5048RNU + 3340B
54" ROUND (with Hole)				6254RFLT	6254RBLT			
UMBRELLA BASE PLATE (Zinc-Plated Solid Steel)	N/A	N/A	N/A	N/A	N/A	23UMBP or 33UMBP	23UMBP or 33UMBP	23UMBP or 33UMBP

NEW

MEDLEY TABLES

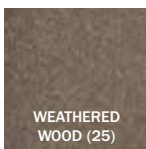

ALL-WEATHER POLY | ALUMINUM



Elevate your outdoor dining experience with the Medley collection. Constructed with a powder-coated aluminum frame and durable all-weather poly (HDPE) top, Medley visually resembles natural wood but eliminates the upkeep and maintenance that comes with it. Transform your outdoor space with this sturdy table that combines robust design and practical elegance.

AVAILABLE TOP COLORS

Note: Color may vary between panels.



PRODUCT FEATURE

Medley's planks feature color consistency throughout the cross section and are manufactured from high-quality recycled HDPE (High Density Polyethylene) to create long-lasting polymer lumber. HDPE is a low-maintenance, environmentally friendly product that features a textured surface that doesn't rot or splinter, doesn't require paint or stain, and is resistant to termites, fungus, salt, and oils.

Note: For "Top + Base" units, use both model numbers when ordering. For "Complete" units, only one model number is needed. The listed height is the complete table height and may vary by up to 1/4".



1.5" EDGE PROFILE
SHOWN IN COASTAL GRAY

TRESTLE BASES

POST BASES

	Side Complete H: 16"	End Complete H: 21"	Coffee Top + Base H: 15.1"	Dining Complete H: 30"	Dining Complete H: 31"	Balcony Complete H: 35"
25" SQUARE (no Hole)	2721SHD	2722SHD				
26" x 44" RECTANGLE (no Hole)			C2644XHD + 272644B			
32" x 52" RECTANGLE (no Hole)			C3252XHD + 273252B			
36" x 60" RECTANGLE (no Hole)			C3660XHD + 273660B			
42" SQUARE (with Hole)				2742SFHD	2542SFHD	2542SBHD
42" SQUARE (no Hole)			C4242SHD + 2742SB	2742SFHDNU	2542SFHDNU	2542SBHDNU
42" x 84" RECTANGLE (with Hole)				274284FHD	254284FHD	254284BHD
42" x 84" RECTANGLE (no Hole)				274284FHDNU	254284FHDNU	254284BHDNU


MESH TABLES

EXPANDED MESH | ALUMINUM



The expanded mesh outdoor table by Homecrest brings low-maintenance style to your outdoor space. An aluminum mesh top allows water to drain so your table is always ready to enjoy. The aluminum, pedestal-inspired base design allows for maximum leg room. Our mesh tables feature a durable powder-coated finish.

AVAILABLE TOP COLORS + FRAME FINISHES



Note: Use both model numbers when ordering. The listed height is the complete table height and may vary by up to 1/4". Table tops feature a 1.5" edge profile. Table tops with an umbrella hole come with a coordinating smooth metal plug.



1.5" EDGE PROFILE
SHOWN IN GLACIER

*When using the pedestal bases with an umbrella, an umbrella base plate is required. This zinc-plated, solid-steel umbrella base is available in all frame finishes and attaches to the table base. It can also be used to add weight to any pedestal table base. Use the 18" umbrella base plate (23UMBP) with bases 2330B, 2334B, and 2340B. Use the 24" umbrella base plate (33UMBP) with bases 3330B, 3334B, and 3340B. These bases feature adjustable floor glides for leveling.

PEDESTAL BASES*

	Dining Top + Base H: 29.25"	Balcony Top + Base H: 33.25"	Bar Top + Base H: 39.25"
30" ROUND (with Hole)	1930R + 2330B	1930R + 2334B	1930R + 2340B
30" ROUND (no Hole)	1930RNU + 2330B	1930RNU + 2334B	1930RNU + 2340B
36" ROUND (with Hole)	1936R + 2330B	1936R + 2334B	1936R + 2340B
36" ROUND (no Hole)	1936RNU + 2330B	1936RNU + 2334B	1936RNU + 2340B
UMBRELLA BASE PLATE (Zinc-Plated Solid Steel)	23UMBP or 33UMBP (Required with Umbrella)	23UMBP or 33UMBP (Required with Umbrella)	23UMBP or 33UMBP (Required with Umbrella)

MODE FIRE TABLES

ALUMINUM

With clean lines and contemporary inspiration, Mode fire tables set the standard in casual chic. Mode features floating aluminum rectangular panels and a sleek appearance that brings an elegant style to your outdoor space. Homecrest fire tables offer a powerful burner (up to 65,000 BTUs) and come standard with your choice of fire jewelry, as well as a secure key and black 3/4" aluminum fire burner riser.



SHOWN IN PHOTO:

BLAIR SLIP COVER CHAT CHAIR | 8539A-DC

Blend Linen (Sunbrella) | Sandbar Back | Hickory Finish

BLAIR SLIP COVER RIGHT ARM SOFA | 8543R-DC

Blend Linen (Sunbrella) | Sandbar Back | Hickory Finish

BLAIR SLIP COVER LEFT ARM LOVESEAT | 8542L-DC

Blend Linen (Sunbrella) | Sandbar Back | Hickory Finish

BLAIR SLIP COVER CORNER | 8510A-DC


Blend Linen (Sunbrella) | Sandbar Back | Hickory Finish

32" x 52" MODE LOUNGE FIRE PIT | 133252TT | 89XNC-JLP BASE

Hickory Finish | Bronze Fire Jewelry



AVAILABLE TOP COLORS + FRAME FINISHES



FIRE TABLES + ACCESSORIES

Note: Each fire table comes standard with a 12" x 24" rectangular 65,000 BTU stainless steel black powder-coated burner, external key valve, match-light ignition, 20 lbs of fire jewelry (select one or two colors), and a black 3/4" fire burner riser. The burner is available as either Liquid Propane (XXX-JLP) or Natural Gas (XXX-JNG)—if one is not selected, the burner will default to the Liquid Propane option. Fire tables feature a 3" edge profile.



32" x 52" LOUNGE

Top: 133252TT

Base: 89XNC (-JLP or -JNG)

H: 21.5"

Use fire table cover 006139



36" x 60" LOUNGE

Top: 133660TT

Base: 89XNC (-JLP or -JNG)

H: 21.5"

Use fire table cover 006138



14" x 26.25" BURNER COVER

91006

Smooth aluminum

Use with rectangular burners



15.5" x 28.5" GLASS GUARD

006086

H: 5.8"

Use in windy conditions

FIRE JEWELRY

Note: When ordering fire jewelry individually (without a fire table), use the six-digit model number. When ordering with a fire table, use the two-digit color code number that is next to the color name.



CRYSTAL ICE (13)

006117



PLATINUM (20)

006124 - Reflective



MIDNIGHT BLACK (19)

006123 - Reflective



AQUA (18)

006122 - Reflective



CLEAR BEADS (01)

005003

PRODUCT FEATURE

Every Homecrest fire table features easy propane access, a removable key valve for flame control, and a standard burner riser to keep the table surface cool. We also offer glass guards, which are recommended for use in windy conditions to contain the flame.



REMOVABLE KEY VALVE



GLASS GUARD



Drawer

EASY PROPANE ACCESS



BURNER RISER




MODE TABLES

ALUMINUM



AVAILABLE TOP COLORS + FRAME FINISHES

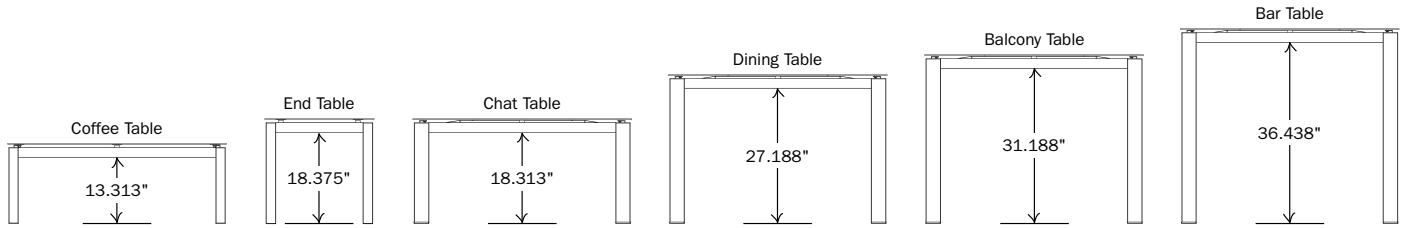


Note: For "Complete" units, only one model number is needed when ordering. The listed height is the complete table height and may vary by up to 1/4".

OCCASIONAL TABLES

	End Complete H: 20"	Coffee Complete H: 15"	Chat Complete H: 21"
22" SQUARE (no Hole)	13220		
30" SQUARE (no Hole)	13300		
35.5" x 23" TRAPEZOID (no Hole)	1310020		
22" x 44" RECTANGLE (no Hole)		132244	
44" SQUARE (with Hole)			
44" SQUARE (no Hole)		134444L	134444C
44" x 66" RECTANGLE (with Hole)			
44" x 66" RECTANGLE (no Hole)			
44" x 88" RECTANGLE (with Hole)			
44" x 88" RECTANGLE (no Hole)			
44" x 110" RECTANGLE (with Hole)			
44" x 110" RECTANGLE (no Hole)			





DINING, BALCONY, + BAR TABLES

	Dining Complete H: 30"	Balcony Complete H: 34"	Bar Complete H: 40"
22" SQUARE (no Hole)			
30" SQUARE (no Hole)			
35.5" x 23" TRAPEZOID (no Hole)			
22" x 44" RECTANGLE (no Hole)			
44" SQUARE (with Hole)	134444FWH	134444BWH	134444BRWH
44" SQUARE (no Hole)	134444F	134444B	134444BR
44" x 66" RECTANGLE (with Hole)	134466FWH	134466BWH	134466BRWH
44" x 66" RECTANGLE (no Hole)	134466F	134466B	134466BR
44" x 88" RECTANGLE (with Hole)	134488FWH	134488BWH	134488BRWH
44" x 88" RECTANGLE (no Hole)	134488F	134488B	134488BR
44" x 110" RECTANGLE (with Hole)	1344110FWH	1344110BWH	1344110BRWH
44" x 110" RECTANGLE (no Hole)	1344110F	1344110B	1344110BR




MODE CLUB TABLES

ALUMINUM

Building on our popular Mode collection, Homecrest's Mode Club is a complementary series of contemporary table tops that are uniquely designed for hospitality applications. Mode Club tables feature clean lines and smooth contours in a variety of shapes and sizes that are specifically selected for outdoor spaces in public places. Like its sister collection, Mode Club tops are available in DuoTone color options. Pair these sophisticated tops with the Homecrest base that appropriately meets the height, functional, and aesthetic requirements of your project.

AVAILABLE TOP COLORS + FRAME FINISHES



Note: For "Top + Base" units, use both model numbers when ordering. For "Complete" units, only one model number is needed. The listed height is the complete table height and may vary by up to 1/4". Table tops with an umbrella hole come with a clear smooth plastic plug.



SHOWN IN PHOTO:

ELEVATE MESH DINING CHAIR | 5637M
Carbon Finish

ELEVATE MESH ARMLESS DINING CHAIR | 5635M
Carbon Finish

ELEVATE ARMLESS DINING CHAIR | 5635O
Agate II | Carbon Finish

ELEVATE BAR STOOL | 5647O
Agate II | Carbon Finish

36" MODE CLUB DINING TABLE | 1336RNU | 2990B BASE
Carbon Finish



1.75" EDGE PROFILE
SHOWN IN CARBON

UNIVERSAL BASES

PEDESTAL BASES*

	Adjustable Complete H: 18.25"-30.75"	Dining Top + Base H: 29.25"	Balcony Top + Base H: 33.25"	Bar Top + Base H: 39.25"
24" x 30" RECTANGLE (with Hole)		Top: 132430X Base: 2330B	Top: 132430X Base: 2334B	Top: 132430X Base: 2340B
24" x 30" RECTANGLE (no Hole)		Top: 132430XNU Base: 2330B	Top: 132430XNU Base: 2334B	Top: 132430XNU Base: 2340B
30" ROUND (with Hole)		Top: 1330R Base: 2330B	Top: 1330R Base: 2334B	Top: 1330R Base: 2340B
30" ROUND (no Hole)	Top + Base: 1330RMD	Top: 1330RNU Base: 2330B	Top: 1330RNU Base: 2334B	Top: 1330RNU Base: 2340B
30" SQUARE (with Hole)		Top: 1330S Base: 2330B	Top: 1330S Base: 2334B	Top: 1330S Base: 2340B
30" SQUARE (no Hole)		Top: 1330SNU Base: 2330B	Top: 1330SNU Base: 2334B	Top: 1330SNU Base: 2340B
36" ROUND (with Hole)		Top: 1336R Base: 2330B	Top: 1336R Base: 2334B	Top: 1336R Base: 2340B
36" ROUND (no Hole)		Top: 1336RNU Base: 2330B	Top: 1336RNU Base: 2334B	Top: 1336RNU Base: 2340B
36" SQUARE (with Hole)		Top: 1336S Base: 2330B	Top: 1336S Base: 2334B	Top: 1336S Base: 2340B
36" SQUARE (no Hole)		Top: 1336SNU Base: 2330B	Top: 1336SNU Base: 2334B	Top: 1336SNU Base: 2340B
42" ROUND (with Hole)		Top: 1342R Base: 3330B	Top: 1342R Base: 3334B	Top: 1342R Base: 3340B
42" ROUND (no Hole)		Top: 1342RNU Base: 3330B	Top: 1342RNU Base: 3334B	Top: 1342RNU Base: 3340B
42" SQUARE (with Hole)		Top: 1342S Base: 3330B	Top: 1342S Base: 3334B	Top: 1342S Base: 3340B
42" SQUARE (no Hole)		Top: 1342SNU Base: 3330B	Top: 1342SNU Base: 3334B	Top: 1342SNU Base: 3340B
48" ROUND (with Hole)		Top: 1348R Base: 3330B	Top: 1348R Base: 3334B	Top: 1348R Base: 3340B
48" ROUND (no Hole)		Top: 1348RNU Base: 3330B	Top: 1348RNU Base: 3334B	Top: 1348RNU Base: 3340B
UMBRELLA BASE PLATE (Zinc-plated, Solid-steel)	N/A	23UMBP or 33UMBP (Required with Umbrella)	23UMBP or 33UMBP (Required with Umbrella)	23UMBP or 33UMBP (Required with Umbrella)

*When using the pedestal bases with an umbrella, an umbrella base plate is required. This zinc-plated, solid-steel umbrella base is available in all frame finishes and attaches to the table base. It can also be used to add weight to any pedestal table base. Use the 18" umbrella base plate (23UMBP) with bases 2330B, 2334B, and 2340B. Use the 24" umbrella base plate (33UMBP) with bases 3330B, 3334B, and 3340B. These bases feature adjustable floor glides for leveling.

SHADOW ROCK FIRE TABLES

NATURAL SERIES | ALUMINUM

The distinct texture and natural colors of Homecrest's Shadow Rock fire tables complement any outdoor furniture set beautifully. These handcrafted fire table tops feature subtle texture with a natural edge and are able to withstand the test of time and weather, season after season. Homecrest fire tables offer a powerful burner (up to 65,000 BTUs) and come standard with your choice of fire jewelry, as well as a secure key and black 3/4" aluminum fire burner riser.




SHOWN IN PHOTO:

ELEMENTS AIR CHAT CHAIR | 51AR392
Agate II | Carbon Finish


ELEMENTS AIR SOFA | 51AR432
Agate II | Carbon Finish

32" x 52" SHADOW ROCK LOUNGE FIRE PIT | 893252XSHTT | 89XNC-JLP BASE
Pebble Top (Discontinued) | Carbon Finish | Bronze Fire Jewelry

AVAILABLE TOP COLORS



Note: Each top is individually handcrafted and will vary in color. Colors are representations, refer to an actual sample.



3" NATURAL EDGE PROFILE SHOWN IN BOULDER

FIRE TABLES + ACCESSORIES

Note: Each fire table comes standard with a 12" x 24" rectangular or 20" round 65,000 BTU stainless steel black powder-coated burner, external key valve, match-light ignition, 20 lbs of fire jewelry (select one or two colors), and a black 3/4" fire burner riser. The burner is available as either Liquid Propane (XXX-JLP) or Natural Gas (XXX-JNG)—if one is not selected, the burner will default to the Liquid Propane option. The square and rectangular fire tables feature a 3" straight edge profile and the round fire tables feature a 2" straight edge profile.



42" LOUNGE

Top: 42SQSHTT

Base: 89SNC (-JLP or -JNG)

H: 21.5"

Use fire table cover 005106



32" x 52" LOUNGE

Top: 893252XSHTT

Base: 89XNC (-JLP or -JNG)

H: 21.5"

Use fire table cover 006139



36" x 60" LOUNGE

Top: 893660XSHTT

Base: 89XNC (-JLP or -JNG)

H: 21.5"

Use fire table cover 006138



42" LOUNGE

Top: 42RSHFPTT

Base: 89RNC (-JLP or -JNG)

H: 21.5"

Use fire table cover 005369



48" LOUNGE

Top: 48RSHFPTT

Base: 89RNC (-JLP or -JNG)

H: 21.5"

Use fire table cover 005108



42" BALCONY

Top: 42RSHFPTT

Base: 89RBC (-JLP or -JNG)

H: 34.5"

Use fire table cover 005369



48" BALCONY

Top: 48RSHFPTT

Base: 89RBC (-JLP or -JNG)

H: 34.5"

Use fire table cover 005108



22.5" GLASS GUARD

005561

H: 6.75"

Use in windy conditions

Use with round burners



15.5" x 28.5" GLASS GUARD

006086

H: 5.8"

Use in windy conditions

Use with rectangular burners



22" BURNER COVER

91004

Smooth aluminum

Use with round burners



14" x 26.25" BURNER COVER

91006

Smooth aluminum

Use with rectangular burners

FIRE JEWELRY

Note: When ordering fire jewelry individually (without a fire table), use the six-digit model number. When ordering with a fire table, use the two-digit color code number that is next to the color name.



CRYSTAL ICE (13)

006117



PLATINUM (20)

006124 - Reflective



MIDNIGHT BLACK (19)

006123 - Reflective



AQUA (18)

006122 - Reflective



CLEAR BEADS (01)

005003

PRODUCT FEATURE

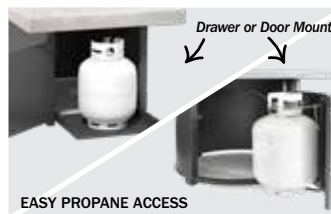
Every Homecrest fire table features easy propane access, a removable key valve for flame control, and a standard burner riser to keep the table surface cool. We also offer glass guards, which are recommended for use in windy conditions to contain the flame.



REMOVABLE KEY VALVE



GLASS GUARD



EASY PROPANE ACCESS



BURNER RISER


SHADOW ROCK TABLES

NATURAL SERIES | ALUMINUM



1.5" NATURAL EDGE PROFILE
SHOWN IN BOULDER

AVAILABLE TOP COLORS



Note: For "Top + Base" units, use both model numbers when ordering. For "Complete" units, only one model number is needed. The listed height is the complete table height and may vary by up to 1/4".

UNIVERSAL BASES

	Side Complete H: 15.5"	Side Complete H: 15.5"	End Complete H: 19.5"	Adjustable Complete H: 18.25"-30.75"	Chat Complete H: 21.5"	Dining Complete H: 29.25"	Balcony Complete H: 34.25"
24" ROUND (no Hole)	3724RSH (3-legged base)	3725RSH (4-legged base)	3723RSH (3-legged base) 3722RSH (4-legged base)				
24" SQUARE (no Hole)		3721SSH (4-legged base)	3722SSH (4-legged base)				
26" x 44" RECTANGLE (no Hole)							
30" ROUND (with Hole)							
30" ROUND (no Hole)				1330RSH			
30" SQUARE (with Hole)							
30" SQUARE (no Hole)							
30" x 48" RECTANGLE (no Hole)							
32" x 52" RECTANGLE (no Hole)							
36" ROUND (with Hole)							
36" ROUND (no Hole)							
36" SQUARE (with Hole)							
36" SQUARE (no Hole)							
36" x 60" RECTANGLE (no Hole)							
42" ROUND (with Hole)						3742RFSH	3742RBSH
42" ROUND (no Hole)					3742RCSHNU	3742RFSHNU	3742RBSHNU
42" SQUARE (with Hole)						3742SFSH	3742SBSH
42" SQUARE (no Hole)						3742SFSHNU	3742SBSHNU
42" x 62" RECTANGLE (with Hole)						374262FSH	374262BSH
42" x 72" OVAL (with Hole)						374272FSH	374272BSH
42" x 82" RECTANGLE (with Hole)						374282FSH	374282BSH
44" x 84" OVAL (with Hole)						374484FSH	374484BSH
48" ROUND (with Hole)						3748RFSH	3748RBSH
48" ROUND (no Hole)					3748RCSHNU		
UMBRELLA BASE PLATE (Zinc-Plated Solid Steel)	N/A	N/A	N/A	N/A	N/A	N/A	N/A



*When using the pedestal bases with an umbrella, an umbrella base plate is required. This zinc-plated, solid-steel umbrella base is available in all frame finishes and attaches to the table base. It can also be used to add weight to any pedestal table base. Use the 18" umbrella base plate (23UMB) with bases 2330B, 2334B, and 2340B. Use the 24" umbrella base plate (33UMB) with bases 3330B, 3334B, and 3340B. These bases feature adjustable floor glides for leveling.

	TRESTLE BASES				POST BASES				PEDESTAL BASES*		
	Side Complete H: 16"	End Complete H: 21"	Coffee Top + Base H: 15.1"	Dining Complete H: 30"	End Top + Base H: 21"	Coffee Top + Base H: 16"	Dining Complete H: 30.25"	Balcony Complete H: 34.25"	Dining Top + Base H: 29.25"	Balcony Top + Base H: 33.25"	Bar Top + Base H: 39.25"
24" ROUND (no Hole)											
24" SQUARE (no Hole)	2721SSH	2722SSH			C2424SSH + 5723B						
26" x 44" RECTANGLE (no Hole)			C2644XSH + 272644B			C2644XSH + 5744B					
30" ROUND (with Hole)								C0030RSHWH + 2330B	C0030RSHWH + 2334B	C0030RSHWH + 2340B	
30" ROUND (no Hole)								C0030RSH + 2330B	C0030RSH + 2334B	C0030RSH + 2340B	
30" SQUARE (with Hole)								C3030SSHWH + 2330B	C3030SSHWH + 2334B	C3030SSHWH + 2340B	
30" SQUARE (no Hole)					C3030SSH + 5723B			C3030SSH + 2330B	C3030SSH + 2334B	C3030SSH + 2340B	
30" x 48" RECTANGLE (no Hole)						C3048XSH + 5744B		C3048XSH + 2330B (x2)	C3048XSH + 2334B (x2)	C3048XSH + 2340B (x2)	
32" x 52" RECTANGLE (no Hole)			C3252XSH + 273252B								
36" ROUND (with Hole)								C0036RSH + 2330B	C0036RSH + 2334B	C0036RSH + 2340B	
36" ROUND (no Hole)								C0036RSHNU + 2330B	C0036RSHNU + 2334B	C0036RSHNU + 2340B	
36" SQUARE (with Hole)								C3636SSH + 2330B	C3636SSH + 2334B	C3636SSH + 2340B	
36" SQUARE (no Hole)								C3636SSHNU + 2330B	C3636SSHNU + 2334B	C3636SSHNU + 2340B	
36" x 60" RECTANGLE (no Hole)			C3660XSH + 273660B								
42" ROUND (with Hole)								C0042RSH + 3330B	C0042RSH + 3334B	C0042RSH + 3340B	
42" ROUND (no Hole)			C0042RSHNU + 2742RB					C0042RSHNU + 3330B	C0042RSHNU + 3334B	C0042RSHNU + 3340B	
42" SQUARE (with Hole)				2742FSH			2542FSH	2542SBH	C4242SSH + 3330B	C4242SSH + 3334B	C4242SSH + 3340B
42" SQUARE (no Hole)			C4242SSHNU + 2742SB	2742FSHNU		2542FSHNU	2542SBHNU	C4242SSHNU + 3330B	C4242SSHNU + 3334B	C4242SSHNU + 3340B	
42" x 62" RECTANGLE (with Hole)											
42" x 72" OVAL (with Hole)											
42" x 82" RECTANGLE (with Hole)				274282FSH		254282FSH	254282BSH				
44" x 84" OVAL (with Hole)											
48" ROUND (with Hole)								C0048RSH + 3330B	C0048RSH + 3334B	C0048RSH + 3340B	
48" ROUND (no Hole)								C0048RSHNU + 3330B	C0048RSHNU + 3334B	C0048RSHNU + 3340B	
UMBRELLA BASE PLATE (Zinc-Plated Solid Steel)	N/A	N/A	N/A	N/A	N/A	N/A	N/A	N/A	23UMB or 33UMB	23UMB or 33UMB	23UMB or 33UMB

SLATE FIRE TABLES

NATURAL SERIES | ALUMINUM

Rustic yet elegant, Homecrest's handcrafted Slate fire tables are a refreshing addition to any outdoor space. Featuring authentic patterns and subtle textures, these smooth-surface fire tables are cast from natural slate and are available in a variety of colors. Our Slate fire tables are as beautiful as they are durable. Homecrest fire tables offer a powerful burner (up to 65,000 BTUs) and come standard with your choice of fire jewelry, as well as a secure key and black 3/4" aluminum fire burner riser.




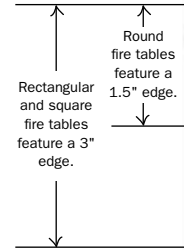
SHOWN IN PHOTO:

WILLOW CHAT CHAIR | 1H37A-UC
Echo Ash (Sunbrella) | Brazilian Walnut Finish

WILLOW LEFT OR RIGHT ARM CHAT CHAIR | 1H37LR-UC
Echo Ash (Sunbrella) | Brazilian Walnut Finish

32" x 52" SLATE LOUNGE FIRE PIT | 893252XSLTT | 89XNC-JLP BASE
Dune Top | Hickory Finish | Bronze Fire Jewelry












AVAILABLE TOP COLORS



Note: Each top is individually handcrafted and will vary in color. Colors are representations, refer to an actual sample.

FIRE TABLES + ACCESSORIES

Note: Each fire table comes standard with a 12" x 24" rectangular or 20" round 65,000 BTU stainless steel black powder-coated burner, external key valve, match-light ignition, 20 lbs of fire jewelry (select one or two colors), and a black 3/4" fire burner riser. The burner is available as either Liquid Propane (XXX-JLP) or Natural Gas (XXX-JNG)—if one is not selected, the burner will default to the Liquid Propane option. The square and rectangular fire tables feature a 3" straight edge profile and the round fire tables feature a 2" straight edge profile.

 <p>42" LOUNGE Top: 42SLSLTT Base: 89SNC (-JLP or -JNG) H: 21.5" Use fire table cover 005106</p>	 <p>32" x 52" LOUNGE Top: 893252XSLTT Base: 89XNC (-JLP or -JNG) H: 21.5" Use fire table cover 006139</p>	 <p>36" x 60" LOUNGE Top: 893660XSLTT Base: 89XNC (-JLP or -JNG) H: 21.5" Use fire table cover 006138</p>	 <p>42" LOUNGE Top: 42RSLFPTT Base: 89RNC (-JLP or -JNG) H: 21.5" Use fire table cover 005369</p>	 <p>48" LOUNGE Top: 48RSLFPTT Base: 89RNC (-JLP or -JNG) H: 21.5" Use fire table cover 005108</p>	 <p>42" BALCONY Top: 42RSLFPTT Base: 89RBC (-JLP or -JNG) H: 34.5" Use fire table cover 005369</p>
 <p>48" BALCONY Top: 48RSLFPTT Base: 89RBC (-JLP or -JNG) H: 34.5" Use fire table cover 005108</p>	 <p>22.5" GLASS GUARD 005561 H: 6.75" Use in windy conditions Use with round burners</p>	 <p>15.5" x 28.5" GLASS GUARD 006086 H: 5.8" Use in windy conditions Use with rectangular burners</p>	 <p>22" BURNER COVER 91004 Smooth aluminum Use with round burners</p>	 <p>14" x 26.25" BURNER COVER 91006 Smooth aluminum Use with rectangular burners</p>	

FIRE JEWELRY

Note: When ordering fire jewelry individually (without a fire table), use the six-digit model number. When ordering with a fire table, use the two-digit color code number that is next to the color name.



CRYSTAL ICE (13) 006117	PLATINUM (20) 006124 - Reflective	MIDNIGHT BLACK (19) 006123 - Reflective	AQUA (18) 006122 - Reflective	CLEAR BEADS (01) 005003
-----------------------------------	---	---	---	-----------------------------------

PRODUCT FEATURE

Every Homecrest fire table features easy propane access, a removable key valve for flame control, and a standard burner riser to keep the table surface cool. We also offer glass guards, which are recommended for use in windy conditions to contain the flame.



SLATE TABLES

NATURAL SERIES | ALUMINUM



1.5" NATURAL EDGE PROFILE
SHOWN IN DUNE

AVAILABLE TOP COLORS



Note: For "Top + Base" units, use both model numbers when ordering. For "Complete" units, only one model number is needed. The listed height is the complete table height and may vary by up to 1/4".

UNIVERSAL BASES

	Side Complete H: 15.5"	Side Complete H: 15.5"	End Complete H: 19.5"	Adjustable Complete H: 18.25"-30.75"	Chat Complete H: 21.5"	Dining Complete H: 29.25"	Balcony Complete H: 34.25"
24" ROUND (no Hole)	3724RSL (3-legged base)	3725RSL (4-legged base)	3723RSL (3-legged base) 3722RSL (4-legged base)				
24" SQUARE (no Hole)		3721SSL (4-legged base)	3722SSL (4-legged base)				
26" x 44" RECTANGLE (no Hole)							
30" ROUND (with Hole)							
30" ROUND (no Hole)				1330RSL			
30" SQUARE (with Hole)							
30" SQUARE (no Hole)							
30" x 48" RECTANGLE (no Hole)							
32" x 52" RECTANGLE (no Hole)							
36" ROUND (with Hole)							
36" ROUND (no Hole)							
36" SQUARE (with Hole)							
36" SQUARE (no Hole)							
36" x 60" RECTANGLE (no Hole)							
42" ROUND (with Hole)						3742RFSL	3742RBSL
42" ROUND (no Hole)					3742RCSLNU	3742RFSLNU	3742RBSLNU
42" SQUARE (with Hole)						3742SFSL	3742SBSL
42" SQUARE (no Hole)						3742SFSLNU	3742SBSLNU
42" x 62" RECTANGLE (with Hole)						374262FSL	374262BSL
42" x 72" OVAL (with Hole)						374272FSL	374272BSL
42" x 82" RECTANGLE (with Hole)						374282FSL	374282BSL
44" x 84" OVAL (with Hole)						374484FSL	374484BSL
48" ROUND (with Hole)						3748RFSL	3748RBSL
48" ROUND (no Hole)					3748RCSLNU		
UMBRELLA BASE PLATE (Zinc-Plated Solid Steel)	N/A	N/A	N/A	N/A	N/A	N/A	N/A



*When using the pedestal bases with an umbrella, an umbrella base plate is required. This zinc-plated, solid-steel umbrella base is available in all frame finishes and attaches to the table base. It can also be used to add weight to any pedestal table base. Use the 18" umbrella base plate (23UMB) with bases 2330B, 2334B, and 2340B. Use the 24" umbrella base plate (33UMB) with bases 3330B, 3334B, and 3340B. These bases feature adjustable floor glides for leveling.

	TRESTLE BASES				POST BASES				PEDESTAL BASES*		
	Side Complete H: 16"	End Complete H: 21"	Coffee Top + Base H: 15.1"	Dining Complete H: 30"	End Top + Base H: 21"	Coffee Top + Base H: 16"	Dining Complete H: 30.25"	Balcony Complete H: 34.25"	Dining Top + Base H: 29.25"	Balcony Top + Base H: 33.25"	Bar Top + Base H: 39.25"
24" ROUND (no Hole)											
24" SQUARE (no Hole)	2721SSL	2722SSL			C2424SSL + 5723B						
26" x 44" RECTANGLE (no Hole)			C2644XSL + 272644B			C2644XSL + 5744B					
30" ROUND (with Hole)								C0030RSLWH + 2330B	C0030RSLWH + 2334B	C0030RSLWH + 2340B	
30" ROUND (no Hole)								C0030RSL + 2330B	C0030RSL + 2334B	C0030RSL + 2340B	
30" SQUARE (with Hole)								C3030SSLWH + 2330B	C3030SSLWH + 2334B	C3030SSLWH + 2340B	
30" SQUARE (no Hole)					C3030SSL + 5723B			C3030SSL + 2330B	C3030SSL + 2334B	C3030SSL + 2340B	
30" x 48" RECTANGLE (no Hole)						C3048XSL + 5744B		C3048XSL + 2330B (x2)	C3048XSL + 2334B (x2)	C3048XSL + 2340B (x2)	
32" x 52" RECTANGLE (no Hole)			C3252XSL + 273252B								
36" ROUND (with Hole)								C0036RSL + 2330B	C0036RSL + 2334B	C0036RSL + 2340B	
36" ROUND (no Hole)								C0036RSLNU + 2330B	C0036RSLNU + 2334B	C0036RSLNU + 2340B	
36" SQUARE (with Hole)								C3636SSL + 2330B	C3636SSL + 2334B	C3636SSL + 2340B	
36" SQUARE (no Hole)								C3636SSLNU + 2330B	C3636SSLNU + 2334B	C3636SSLNU + 2340B	
36" x 60" RECTANGLE (no Hole)			C3660XSL + 273660B								
42" ROUND (with Hole)								C0042RSL + 3330B	C0042RSL + 3334B	C0042RSL + 3340B	
42" ROUND (no Hole)			C0042RSLNU + 2742RB					C0042RSLNU + 3330B	C0042RSLNU + 3334B	C0042RSLNU + 3340B	
42" SQUARE (with Hole)				2742SFSL			2542SFSL	2542SBSL	C4242SSL + 3330B	C4242SSL + 3334B	C4242SSL + 3340B
42" SQUARE (no Hole)			C4242SSLNU + 2742SB	2742SFSLNU			2542SFSLNU	2542SBSLNU	C4242SSLNU + 3330B	C4242SSLNU + 3334B	C4242SSLNU + 3340B
42" x 62" RECTANGLE (with Hole)											
42" x 72" OVAL (with Hole)											
42" x 82" RECTANGLE (with Hole)				274282FSL			254282FSL	254282BSL			
44" x 84" OVAL (with Hole)											
48" ROUND (with Hole)								C0048RSL + 3330B	C0048RSL + 3334B	C0048RSL + 3340B	
48" ROUND (no Hole)								C0048RSLNU + 3330B	C0048RSLNU + 3334B	C0048RSLNU + 3340B	
UMBRELLA BASE PLATE (Zinc-Plated Solid Steel)	N/A	N/A	N/A	N/A	N/A	N/A	N/A	N/A	23UMB or 33UMB	23UMB or 33UMB	23UMB or 33UMB

STONEGATE FIRE TABLES

NATURAL SERIES | ALUMINUM

Stonegate fire tables feature the dramatic beauty of natural rock and a clean, smooth finish to create a versatile design. Combining traditional elements with modern finishes, Stonegate is made for style and durability. These fire tables are on-trend yet timeless and perfect for both residential and commercial applications. Homecrest fire tables offer a powerful burner (up to 65,000 BTUs) and come standard with your choice of fire jewelry, as well as a secure key and black 3/4" aluminum fire burner riser.



SHOWN IN PHOTO:

BLAIR CHAT CHAIR | 8439A-DC
Echo Ash (Sunbrella) | Carbon Finish


BLAIR SOFA | 8443A-DC
Echo Ash (Sunbrella) | Carbon Finish

BLAIR LOVESEAT | 8442A-DC
Echo Ash (Sunbrella) | Carbon Finish

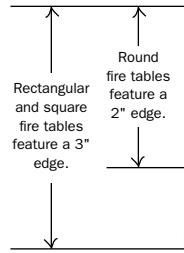
42" STONEGATE LOUNGE FIRE PIT | 42SQSGTT | 89SNC-JLP BASE
Pebble Top (Discontinued) | Carbon Finish | Platinum Fire Jewelry



AVAILABLE TOP COLORS



Note: Each top is individually handcrafted and will vary in color. Colors are representations, refer to an actual sample.



3" STRAIGHT EDGE PROFILE SHOWN IN BOULDER

FIRE TABLES + ACCESSORIES

Note: Each fire table comes standard with a 12" x 24" rectangular or 20" round 65,000 BTU stainless steel black powder-coated burner, external key valve, match-light ignition, 20 lbs of fire jewelry (select one or two colors), and a black 3/4" fire burner riser. The burner is available as either Liquid Propane (XXX-JLP) or Natural Gas (XXX-JNG)—if one is not selected, the burner will default to the Liquid Propane option. The square and rectangular fire tables feature a 3" straight edge profile and the round fire tables feature a 2" straight edge profile.

 42" LOUNGE Top: 42SQSGTT Base: 89SNC (-JLP or -JNG) H: 21.5" Use fire table cover 005106	 32" x 52" LOUNGE Top: 893252XSGTT Base: 89XNC (-JLP or -JNG) H: 21.5" Use fire table cover 006139	 36" x 60" LOUNGE Top: 893660XSGTT Base: 89XNC (-JLP or -JNG) H: 21.5" Use fire table cover 006138	 42" LOUNGE Top: 42RSGFPTT Base: 89RNC (-JLP or -JNG) H: 21.5" Use fire table cover 005369	 54" LOUNGE Top: 54RSGFPTT Base: 89RNC (-JLP or -JNG) H: 21.5" Use fire table cover 005108	 42" BALCONY Top: 42RSGFPTT Base: 89RBC (-JLP or -JNG) H: 34.5" Use fire table cover 005369
 54" BALCONY Top: 54RSGFPTT Base: 89RBC (-JLP or -JNG) H: 34.5" Use fire table cover 005108	 22.5" GLASS GUARD 005561 H: 6.75" Use in windy conditions Use with round burners	 15.5" x 28.5" GLASS GUARD 006086 H: 5.8" Use in windy conditions Use with rectangular burners	 22" BURNER COVER 91004 Smooth aluminum Use with round burners	 14" x 26.25" BURNER COVER 91006 Smooth aluminum Use with rectangular burners	

FIRE JEWELRY

Note: When ordering fire jewelry individually (without a fire table), use the six-digit model number. When ordering with a fire table, use the two-digit color code number that is next to the color name.



CRYSTAL ICE (13) 006117	PLATINUM (20) 006124 - Reflective	MIDNIGHT BLACK (19) 006123 - Reflective	AQUA (18) 006122 - Reflective	CLEAR BEADS (01) 005003
-----------------------------------	---	---	---	-----------------------------------


PRODUCT FEATURE

Every Homecrest fire table features easy propane access, a removable key valve for flame control, and a standard burner riser to keep the table surface cool. We also offer glass guards, which are recommended for use in windy conditions to contain the flame.



STONEGATE TABLES

NATURAL SERIES | ALUMINUM



2" STRAIGHT EDGE PROFILE
SHOWN IN PEBBLE (DISCONTINUED)

AVAILABLE TOP COLORS



Note: For "Top + Base" units, use both model numbers when ordering. For "Complete" units, only one model number is needed. The listed height is the complete table height and may vary by up to 1/4".

UNIVERSAL BASES

	Side Complete H: 15.5"	Side Complete H: 15.5"	End Complete H: 19.5"	Adjustable Complete H: 18.25"-30.75"	Chat Complete H: 21.5"	Dining Complete H: 29.25"	Balcony Complete H: 34.25"
24" ROUND (no Hole)	3724RSG (3-legged base)	3725RSG (4-legged base)	3723RSG (3-legged base) 3722RSG (4-legged base)				
24" SQUARE (no Hole)		3721SSG (4-legged base)	3722SSG (4-legged base)				
24" x 30" RECTANGLE (with Hole)							
24" x 30" RECTANGLE (no Hole)							
24" x 36" RECTANGLE (with Hole)							
24" x 36" RECTANGLE (no Hole)							
26" x 44" RECTANGLE (no Hole)							
30" ROUND (with Hole)							
30" ROUND (no Hole)				1330RSG			
30" SQUARE (with Hole)							
30" SQUARE (no Hole)							
30" x 48" RECTANGLE (no Hole)							
32" x 52" RECTANGLE (no Hole)							
36" ROUND (with Hole)							
36" ROUND (no Hole)							
36" SQUARE (with Hole)							
36" SQUARE (no Hole)							
36" x 60" RECTANGLE (no Hole)							
42" ROUND (with Hole)						3742RFSG	3742RBSG
42" ROUND (no Hole)					3742RCSGNU	3742RFSGNU	3742RBSGNU
42" SQUARE (with Hole)						3742SFSG	3742SBSG
42" SQUARE (no Hole)						3742SFSGNU	3742SBSGNU
42" x 62" RECTANGLE (with Hole)						374262FSG	374262BSG
42" x 84" RECTANGLE (with Hole)						374284FSG	374284BSG
54" ROUND (with Hole)						3754RFSG	3754RBSG
54" ROUND (no Hole)					3754RCSGNU	3754RFSGNU	3754RBSGNU
UMBRELLA BASE PLATE (Zinc-Plated Solid Steel)	N/A	N/A	N/A	N/A	N/A	N/A	N/A



*When using the pedestal bases with an umbrella, an umbrella base plate is required. This zinc-plated, solid-steel umbrella base is available in all frame finishes and attaches to the table base. It can also be used to add weight to any pedestal table base. Use the 18" umbrella base plate (23UMB) with bases 2330B, 2334B, and 2340B. Use the 24" umbrella base plate (33UMB) with bases 3330B, 3334B, and 3340B. These bases feature adjustable floor glides for leveling.

	TRESTLE BASES				POST BASES				PEDESTAL BASES*		
	Side Complete H: 16"	End Complete H: 21"	Coffee Top + Base H: 15.1"	Dining Complete H: 30"	End Top + Base H: 21"	Coffee Top + Base H: 16"	Dining Complete H: 30.25"	Balcony Complete H: 34.25"	Dining Top + Base H: 29.25"	Balcony Top + Base H: 33.25"	Bar Top + Base H: 39.25"
24" ROUND (no Hole)											
24" SQUARE (no Hole)	2721SSG	2722SSG			C2424SSG + 5723B				C2424SSG + 2330B	C2424SSG + 2334B	C2424SSG + 2340B
24" x 30" RECTANGLE (with Hole)								C2430XSGWH + 2330B	C2430XSGWH + 2334B	C2430XSGWH + 2340B	
24" x 30" RECTANGLE (no Hole)					C2430XSG + 5723B			C2430XSG + 2330B	C2430XSG + 2334B	C2430XSG + 2340B	
24" x 36" RECTANGLE (with Hole)								C2436XSGWH + 2330B	C2436XSGWH + 2334B	C2436XSGWH + 2340B	
24" x 36" RECTANGLE (no Hole)								C2436XSG + 2330B	C2436XSG + 2334B	C2436XSG + 2340B	
26" x 44" RECTANGLE (no Hole)			C2644XSG + 272644B			C2644XSG + 5744B					
30" ROUND (with Hole)								C0030RSGWH + 2330B	C0030RSGWH + 2334B	C0030RSGWH + 2340B	
30" ROUND (no Hole)								C0030RSG + 2330B	C0030RSG + 2334B	C0030RSG + 2340B	
30" SQUARE (with Hole)								C3030SSGWH + 2330B	C3030SSGWH + 2334B	C3030SSGWH + 2340B	
30" SQUARE (no Hole)					C3030SSG + 5723B			C3030SSG + 2330B	C3030SSG + 2334B	C3030SSG + 2340B	
30" x 48" RECTANGLE (no Hole)						C2644XSG + 5744B		C3048XSG + 2330B (x2)	C3048XSG + 2334B (x2)	C3048XSG + 2340B (x2)	
32" x 52" RECTANGLE (no Hole)			C3252XSG + 273252B								
36" ROUND (with Hole)								C0036RSG + 2330B	C0036RSG + 2334B	C0036RSG + 2340B	
36" ROUND (no Hole)								C0036RSGNU + 2330B	C0036RSGNU + 2334B	C0036RSGNU + 2340B	
36" SQUARE (with Hole)								C3636SSG + 2330B	C3636SSG + 2334B	C3636SSG + 2340B	
36" SQUARE (no Hole)								C3636SSGNU + 2330B	C3636SSGNU + 2334B	C3636SSGNU + 2340B	
36" x 60" RECTANGLE (no Hole)			C3660XSG + 273660B								
42" ROUND (with Hole)								C0042RSG + 3330B	C0042RSG + 3334B	C0042RSG + 3340B	
42" ROUND (no Hole)			C0042RSGNU + 2742RB					C0042RSGNU + 3330B	C0042RSGNU + 3334B	C0042RSGNU + 3340B	
42" SQUARE (with Hole)				2742SFSG			2542SFSG	2542SBSG	C4242SSG + 3330B	C4242SSG + 3334B	C4242SSG + 3340B
42" SQUARE (no Hole)			C4242SSGNU + 2742SB	2742SFSGNU			2542SFSGNU	2542SBSGNU	C4242SSGNU + 3330B	C4242SSGNU + 3334B	C4242SSGNU + 3340B
42" x 62" RECTANGLE (with Hole)											
42" x 84" RECTANGLE (with Hole)				274284FSG			254284FSG	254284BSG			
54" ROUND (with Hole)											
54" ROUND (no Hole)											
UMBRELLA BASE PLATE (Zinc-Plated Solid Steel)	N/A	N/A	N/A	N/A	N/A	N/A	N/A	N/A	23UMB or 33UMB	23UMB or 33UMB	23UMB or 33UMB

TIMBER FIRE TABLES

NATURAL SERIES | ALUMINUM

Individually handcrafted and cast from beautiful reclaimed wood tables, our Timber fire tables look incredibly realistic. Our Timber tops are made with extremely durable materials, allowing them to withstand even the toughest weather conditions. Homecrest fire tables offer a powerful burner (up to 65,000 BTUs) and come standard with your choice of fire jewelry, as well as a secure key and black 3/4" aluminum fire burner riser.



SHOWN IN PHOTO:

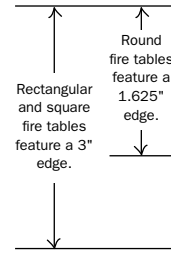
SUTTON LOW BACK CHAT CHAIR | 4537A
Cast Silver (Sunbrella) | Carbon Finish

42" TIMBER LOUNGE FIRE PIT | 42RTMFPTT | 89RNC-JLP BASE
Drift Top | Carbon Finish | Platinum Fire Jewelry

AVAILABLE TOP COLORS














Note: Each top is individually handcrafted and will vary in color. Colors are representations, refer to an actual sample.



3" STRAIGHT EDGE PROFILE SHOWN IN CHAR

FIRE TABLES + ACCESSORIES

Note: Each fire table comes standard with a 12" x 24" rectangular or 20" round 65,000 BTU stainless steel black powder-coated burner, external key valve, match-light ignition, 20 lbs of fire jewelry (select one or two colors), and a black 3/4" fire burner riser. The burner is available as either Liquid Propane (XXX-JLP) or Natural Gas (XXX-JNG)—if one is not selected, the burner will default to the Liquid Propane option. The square and rectangular fire tables feature a 3" straight edge profile and the round fire tables feature a 2" straight edge profile.

 <p>42" LOUNGE Top: 42SQTMTT Base: 89SNC (-JLP or -JNG) H: 21.5" Use fire table cover 005106</p>	 <p>32" x 52" LOUNGE Top: 893252XTMTT Base: 89XNC (-JLP or -JNG) H: 21.5" Use fire table cover 006139</p>	 <p>36" x 60" LOUNGE Top: 893660XTMTT Base: 89XNC (-JLP or -JNG) H: 21.5" Use fire table cover 006138</p>	 <p>42" LOUNGE Top: 42RTMFPTT Base: 89RNC (-JLP or -JNG) H: 21.5" Use fire table cover 005369</p>	 <p>54" LOUNGE Top: 54RTMFPTT Base: 89RNC (-JLP or -JNG) H: 21.5" Use fire table cover 005108</p>	 <p>42" BALCONY Top: 42RTMFPTT Base: 89RBC (-JLP or -JNG) H: 34.5" Use fire table cover 005369</p>
 <p>54" BALCONY Top: 54RTMFPTT Base: 89RBC (-JLP or -JNG) H: 34.5" Use fire table cover 005108</p>	 <p>22.5" GLASS GUARD 005561 H: 6.75" Use in windy conditions Use with round burners</p>	 <p>15.5" x 28.5" GLASS GUARD 006086 H: 5.8" Use in windy conditions Use with rectangular burners</p>	 <p>22" BURNER COVER 91004 Smooth aluminum Use with round burners</p>	 <p>14" x 26.25" BURNER COVER 91006 Smooth aluminum Use with rectangular burners</p>	

FIRE JEWELRY

Note: When ordering fire jewelry individually (without a fire table), use the six-digit model number. When ordering with a fire table, use the two-digit color code number that is next to the color name.



CRYSTAL ICE (13) 006117	PLATINUM (20) 006124 - Reflective	MIDNIGHT BLACK (19) 006123 - Reflective	AQUA (18) 006122 - Reflective	CLEAR BEADS (01) 005003
-----------------------------------	---	---	---	-----------------------------------

PRODUCT FEATURE

Every Homecrest fire table features easy propane access, a removable key valve for flame control, and a standard burner riser to keep the table surface cool. We also offer glass guards, which are recommended for use in windy conditions to contain the flame.



TIMBER TABLES

NATURAL SERIES | ALUMINUM



1.625" STRAIGHT EDGE PROFILE
SHOWN IN DRIFT

AVAILABLE TOP COLORS



Note: For "Top + Base" units, use both model numbers when ordering. For "Complete" units, only one model number is needed. The listed height is the complete table height and may vary by up to 1/4".

UNIVERSAL BASES

	Side Complete H: 15.5"	End Complete H: 19.5"	Adjustable Complete H: 18.25"-30.75"	Chat Complete H: 21.25"	Dining Complete H: 29.25"	Balcony Complete H: 34.25"
24" SQUARE (no Hole)	3721STM (4-legged base)	3722STM (4-legged base)				
26" x 44" RECTANGLE (no Hole)						
30" ROUND (with Hole)						
30" ROUND (no Hole)			1330RTM			
30" SQUARE (with Hole)						
30" SQUARE (no Hole)						
32" x 52" RECTANGLE (no Hole)						
36" ROUND (with Hole)						
36" ROUND (no Hole)						
36" SQUARE (with Hole)						
36" SQUARE (no Hole)						
36" x 60" RECTANGLE (no Hole)						
42" ROUND (with Hole)					3742RFTM	3742RBTM
42" ROUND (no Hole)				3742RCTMNU	3742RFTMNU	3742RBTMNU
42" SQUARE (with Hole)					3742SFTM	3742SBTM
42" SQUARE (no Hole)					3742SFTMNU	3742SBTMNU
48" SQUARE (with Hole)						
48" SQUARE (no Hole)						
54" ROUND (with Hole)					3754RFTM	3754RBTM
54" ROUND (no Hole)				3754RCTMNU	3754RFTMNU	3754RBTMNU
42" x 84" RECTANGLE (with Hole)						
42" x 84" RECTANGLE (no Hole)						
UMBRELLA BASE PLATE (Zinc-Plated Solid Steel)	N/A	N/A	N/A	N/A	N/A	N/A



*When using the pedestal bases with an umbrella, an umbrella base plate is required. This zinc-plated, solid-steel umbrella base is available in all frame finishes and attaches to the table base. It can also be used to add weight to any pedestal table base. Use the 18" umbrella base plate (23UMB) with bases 2330B, 2334B, and 2340B. Use the 24" umbrella base plate (33UMB) with bases 3330B, 3334B, and 3340B. These bases feature adjustable floor glides for leveling.

TRESTLE BASES

POST BASES


PEDESTAL BASES*

	Side Complete H: 16"	End Complete H: 21"	Coffee Top + Base H: 15.1"	Dining Complete H: 30"	End Top + Base H: 21"	Coffee Top + Base H: 16"	Dining Complete H: 30.25"	Balcony Complete H: 34.25"	Dining Top + Base H: 29.25"	Balcony Top + Base H: 33.25"	Bar Top + Base H: 39.25"
24" SQUARE (no Hole)	2721STM	2722STM			C2424STM + 5723B				C2424STM + 2330B	C2424STM + 2334B	C2424STM + 2340B
26" x 44" RECTANGLE (no Hole)			C2644XTM + 272644B			C2644XTM + 5744B					
30" ROUND (with Hole)									C0030RTMWH + 2330B	C0030RTMWH + 2334B	C0030RTMWH + 2340B
30" ROUND (no Hole)									C0030RTM + 2330B	C0030RTM + 2334B	C0030RTM + 2340B
30" SQUARE (with Hole)									C3030STMWH + 2330B	C3030STMWH + 2334B	C3030STMWH + 2340B
30" SQUARE (no Hole)					C3030STM + 5723B				C3030STM + 2330B	C3030STM + 2334B	C3030STM + 2340B
32" x 52" RECTANGLE (no Hole)			C3252XTM + 273252B								
36" ROUND (with Hole)									C0036RTM + 2330B	C0036RTM + 2334B	C0036RTM + 2340B
36" ROUND (no Hole)									C0036RTMNU + 2330B	C0036RTMNU + 2334B	C0036RTMNU + 2340B
36" SQUARE (with Hole)									C3636STM + 2330B	C3636STM + 2334B	C3636STM + 2340B
36" SQUARE (no Hole)									C3636STMNU + 2330B	C3636STMNU + 2334B	C3636STMNU + 2340B
36" x 60" RECTANGLE (no Hole)			C3660XTM + 273660B								
42" ROUND (with Hole)									C0042RTM + 3330B	C0042RTM + 3334B	C0042RTM + 3340B
42" ROUND (no Hole)			C0042RTMNU + 2742RB						C0042RTMNU + 3330B	C0042RTMNU + 3334B	C0042RTMNU + 3340B
42" SQUARE (with Hole)				2742SFTM			2542SFTM	2542SBTM	C4242STM + 3330B	C4242STM + 3334B	C4242STM + 3340B
42" SQUARE (no Hole)			C4242STMNU + 2742SB	2742SFTMNU			2542SFTMNU	2542SBTMNU	C4242STMNU + 3330B	C4242STMNU + 3334B	C4242STMNU + 3340B
48" SQUARE (with Hole)							2548SFTM	2548SBTM			
48" SQUARE (no Hole)							2548SFTMNU	2548SBTMNU			
54" ROUND (with Hole)											
54" ROUND (no Hole)											
42" x 84" RECTANGLE (with Hole)				274284FTM			254284FTM	254284BTM			
42" x 84" RECTANGLE (no Hole)				274284FTMNU			254284FTMNU	254284BTMNU			
UMBRELLA BASE PLATE (Zinc-Plated Solid Steel)	N/A	N/A	N/A	N/A	N/A	N/A	N/A	N/A	23UMB <i>or 33UMB</i>	23UMB <i>or 33UMB</i>	23UMB <i>or 33UMB</i>

EXPERIENCE
CHOICE
AND
STYLE

Decorate any outdoor space like you would indoors with Homecrest outdoor essentials.

Go beyond a comfortable seating arrangement and add a coordinating market, cantilever, or giant pulley lift umbrella, or choose from our selection of throw pillows and blankets to complete your outdoor setting.




SHOWN IN PHOTO:
BLAIR ADJUSTABLE CHAISE | 10302
Glacier | Carbon Finish
9' MARKET UMBRELLA | 854FMA
Iceze (Sunbrella) | Onyx Umbrella Pole
CAST IRON UMBRELLA BASE | 00091
Carbon Finish



CRANK LIFT/AUTO TILT MARKET UMBRELLA

This is the ONLY crank lift/auto tilt in the industry designed and warranted for commercial use. Our crank lift/auto tilt market umbrella is engineered to withstand 40 mph sustained winds and works with any Homecrest table with an umbrella hole.


- 316 stainless steel, commercial-grade, 60° tilt crank handle and axle
- 1.5" diameter center pole with a 1/8" aluminum wall thickness provides incredible durability
- 1/2" fiberglass ribs and struts for maximum strength and flexibility
- Stainless steel grommets attach the canopy securely to the frame
- 4-layer fabric protection and closed stitching pocket



SCAN ME
View available canopy fabric options here!

Note: All umbrella canopy fabrics with a stripe pattern, except Recacril fabrics, must be ordered in even quantities.

UMBRELLA FINIAL
Our market umbrellas feature high-impact, TPU copolymer, classic ball finials.



6.5' SQUARE
U 454FMA-SQ - 20 lbs
A - Overall Height: 107"
B - Clearance: 79"
C - Closed Clearance: 41"
D - Crank Clearance: 36"
Mast Diameter: 1.5"



7.5' OCTAGON
U 845FMA - 20 lbs
A - Overall Height: 98"
B - Clearance: 72"
C - Closed Clearance: 49"
D - Crank Clearance: 36"
Mast Diameter: 1.5"



9' OCTAGON
U 854FMA - 22 lbs
A - Overall Height: 107"
B - Clearance: 79"
C - Closed Clearance: 48"
D - Crank Clearance: 36"
Mast Diameter: 1.5"

BAR HEIGHT POLE OPTION
A bar height pole (47FM-BP) is available and adds 10" to the overall height. Use the umbrella model numbers on the left and specify "bar" when ordering.

AVAILABLE BASE OPTIONS *Note: Umbrella bases are available in all Homecrest frame finishes, except for the premium aluminum base, which is silver mist.*



CAST IRON
00091 - 80 lbs
H: 20.5" W: 20" D: 20"
For in-table use.



ALUMINUM SHELL
00092 - 30 lbs
H: 6.5" W: 15.5" D: 15.5"
Must fill with sand.
For in-table use.



PREMIUM ALUMINUM BASE (with Wheels)
100A - 100 lbs
H: 4" W: 24" D: 24"
For freestanding use.

AVAILABLE POLE COLORS



BRUSHED SILVER



CARBON

Note: This is not an exact match to our Carbon paint finish.



DESERT BRONZE



ONYX

Note: This is not an exact match to our Onyx paint finish.

Note: Umbrella clearance dimensions are measured while not mounted in a base. Depending on the selected base, these clearance measurements will change. All dimensions have a +/-6" tolerance based on the pitch angle of the umbrella rib. This is due to multiple variables: pin placement height, crank tautness, and fabric weight.

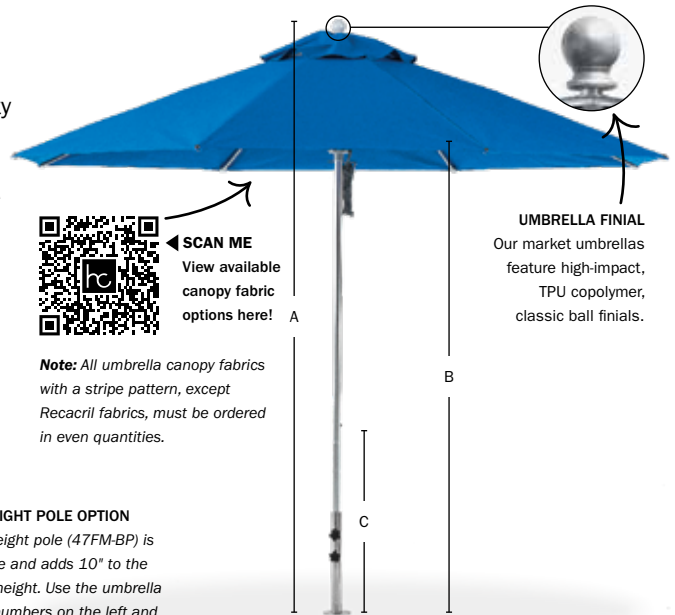
Available in: **U** Umbrella



PULLEY LIFT MARKET UMBRELLA

Our easy glide pulley system is supported by a durable woven cord that allows you to effortlessly open and close the umbrella. All of our pulley lift umbrellas are designed with a hook pin to keep the pulley cord out of reach and out of sight. Our pulley lift market umbrella is engineered to withstand 40 mph sustained winds and works with any Homecrest table with an umbrella hole.

- 1.5" diameter center pole with a 1/8" aluminum wall thickness provides incredible durability
- 1/2" fiberglass ribs and struts for maximum strength and flexibility
- Smooth and effortless pulley system
- Stainless steel grommets attach the canopy securely to the frame
- 4-layer fabric protection and closed stitching pocket



6.5' SQUARE

U 454FM-SQ - 16 lbs
A - Overall Height: 97"
B - Clearance: 77"
C - Closed Clearance: 41"
Mast Diameter: 1.5"



7.5' OCTAGON

U 845FM - 16 lbs
A - Overall Height: 94"
B - Clearance: 76"
C - Closed Clearance: 44"
Mast Diameter: 1.5"



9' OCTAGON

U 854FM - 18 lbs
A - Overall Height: 97"
B - Clearance: 77"
C - Closed Clearance: 41"
Mast Diameter: 1.5"

AVAILABLE BASE OPTIONS *Note: Umbrella bases are available in all Homecrest frame finishes, except for the premium aluminum base, which is silver mist.*



CAST IRON

00091 - 80 lbs
H: 20.5" W: 20" D: 20"
For in-table use.



ALUMINUM SHELL

00092 - 30 lbs
H: 6.5" W: 15.5" D: 15.5"
Must fill with sand.
For in-table use.



PREMIUM ALUMINUM BASE

(with Wheels)
100A - 100 lbs
H: 4" W: 24" D: 24"
For freestanding use.

AVAILABLE POLE COLORS



BRUSHED SILVER



CARBON

Note: This is not an exact match to our Carbon paint finish.



DESERT BRONZE



ONYX

Note: This is not an exact match to our Onyx paint finish.

Note: Umbrella clearance dimensions are measured while not mounted in a base. Depending on the selected base, these clearance measurements will change. All dimensions have a +/-6" tolerance based on the pitch angle of the umbrella rib. This is due to multiple variables: pin placement height, crank tautness, and fabric weight.

Available in: **U** Umbrella



SOL UMBRELLA CANTILEVER

Maximize your space with the Sol cantilever umbrella. Sol is manufactured using the industry's best materials and fabric available to provide many years of trouble-free use and enjoyment. Its Infinity Tilt allows you to change positions effortlessly. This modern cantilever is suitable for use in low to moderate wind conditions and ensures hours of protection from the sun and light rain.

- Crank lift built for commercial use, allowing smooth and effortless operation in any environment
- Mast and all critical joints are extruded aluminum, ensuring unmatched strength and durability
- Full 360° rotation combined with the Infinity Tilt provides countless hours of maximum shade
- Engineered to withstand 25 mph winds; included wind stabilizer kit increases by 5 mph
- Mounting options include permanent, semi-permanent, and freestanding bases for installation on any surface
- Stainless steel hardware throughout
- Black polyester protective cover bag included



11' OCTAGON

U 868ARU - 95 lbs
 A - Overall Height: 110.6"
 B - Open Clearance: 81.3"
 C - Closed Clearance: 37"
 D - Open Depth: 142"
 E - Crank Clearance: 30"
 Mast Diameter: 2.75" x 4"



13' OCTAGON

U 880ARU-F - 132 lbs
 A - Overall Height: 110.6"
 B - Open Clearance: 81.3"
 C - Closed Clearance: 32"
 D - Open Depth: 159"
 E - Crank Clearance: 30"
 Mast Diameter: 2.75" x 4"

PRODUCT FEATURES



INFINITY TILT SYSTEM



EXTRUDED ALUMINUM MAST



EXTRUDED ALUMINUM ON ALL CRITICAL JOINTS

Note: Umbrella clearance dimensions are measured while not mounted in a base. Depending on the selected base, these clearance measurements will change. All dimensions have a +/-6" tolerance based on the pitch angle of the umbrella rib. This is due to multiple variables: pin placement height, crank tautness, and fabric weight.

AVAILABLE BASE OPTIONS

Note: All umbrella bases are galvanized steel except the direct surface mount (onyx) and the heavy-duty wheel base (brushed silver).



IN-GROUND MOUNT

ARU-IG - 18 lbs
 H: 14" W: 8.5" D: 8.5"
 Can be mounted in concrete, soil, and hard clay. Hardware not included.



DIRECT SURFACE MOUNT

ARU-DP - 12 lbs
 H: .5" W: 12.5" D: 12.5"
 Can be mounted to concrete, wood deck, or any stable solid surface. Hardware not included.



HEAVY-DUTY WHEEL BASE

ARU-480 - 94 lbs
 H: 11" W: 34" D: 34"
 Residential use only, pavers not included. Twelve 16" x 16" pavers are needed to properly weight the base to 480 lbs.



MODULAR CROSS BASE

ARU-XB - 36 lbs
 H: 5" W: 39" D: 39"
 Residential use only, pavers not included. Eight 16" x 16" pavers are needed to properly weight the base to 335 lbs.



DOUBLE PLATE STACK BASE

40G-36G - 335 lbs
 H: 1" W: 40" D: 40"

Available in: **U** Umbrella

TRIUMPH FREESTANDING UMBRELLA GIANT PULLEY LIFT

Triumph is the flagship center post umbrella for all luxury resorts, hotels, and high-end outdoor living spaces. Built with durable, commercial-quality materials, the Triumph giant umbrella offers freestanding maximum shade options on a larger 2" center post. It has three canopy size options to accommodate any outdoor space.

- Smooth and effortless kernmantle rope double pulley system
- A 2" diameter, 3.2 mm thick single-piece aluminum center pole provides incredible strength and durability
- Ergonomically designed, 3/4" diameter fiberglass ribs maintain shape and provide added strength
- High-impact polymer joints help create a durable canopy frame
- Engineered to withstand 35 mph sustained winds
- Mounting options include permanent, semi-permanent, and freestanding bases for installation on any surface
- Stainless steel hardware throughout



13' OCTAGON

U 880FM - 47 lbs
 A - Overall Height: 112.5"
 B - Open Clearance: 87"
 C - Closed Clearance: 30.5"
 Mast Diameter: 2"



10' SQUARE


U 883FM-SQ - 43 lbs
 A - Overall Height: 112.5"
 B - Open Clearance: 85.5"
 C - Closed Clearance: 28"
 Mast Diameter: 2"



8.5' x 11' RECTANGLE

U 882FM-R - 44 lbs
 A - Overall Height: 112.5"
 B - Open Clearance: 85.5"
 C - Closed Clearance: 27"
 Mast Diameter: 2"


PRODUCT FEATURES



HIGH-IMPACT POLYMER JOINTS



DOUBLE PULLEY SYSTEM



3/4" THICK FIBERGLASS RIBS

Note: Not intended for use with tables featuring umbrella holes. Umbrella clearance dimensions are measured while not mounted in a base. Depending on the selected base, these clearance measurements will change. All dimensions have a +/-6" tolerance based on the pitch angle of the umbrella rib. This is due to multiple variables: pin placement height, crank tautness, and fabric weight.

AVAILABLE BASE OPTIONS

Note: The stackable steel plate bases are galvanized steel, the direct mount stem is stainless steel, the heavy-duty wheel base is brushed silver, and the premium aluminum base is silver mist.



DIRECT MOUNT STEM

18ST2 - 5 lbs
 H: 18" W: 2" D: 2"
 Can be mounted to concrete, wood deck, or any stable solid surface. Hardware not included.



HEAVY-DUTY WHEEL BASE

ARU-480 - 94 lbs
 H: 11" W: 34" D: 34"
 Residential use only. Pavers not included. Twelve 16" x 16" pavers are needed to properly weight the base to 480 lbs.



STACKABLE STEEL PLATE BASE

36G-18ST2 - 150 lbs
 H: .5" W: 36" D: 36"
 Can be stacked up to three plates, 2" x 18" stem included.



STACKABLE STEEL PLATE BASE

36G-SQ-18ST2 - 200 lbs
 H: .5" W: 36" D: 36"
 Can be stacked up to three plates, 2" x 18" stem included.



PREMIUM ALUMINUM BASE (with Wheels)

150A-18ST2 - 150 lbs
 H: 3.5" W: 30" D: 30"
 Concrete-filled, 2" x 18" stem included.

OUTDOOR ACCESSORIES

Take customization one step further with Homecrest outdoor accessories. Bring your fire table to life with glass guards, burner covers, and a variety of fire jewelry options.

FIRE TABLE ACCESSORIES

Note: Fire table covers may vary in color and aesthetics.



44" COVER
005369
H: 21.5"
Use ripstop polyester cover with 42" round



45" COVER
005106
H: 25.25"
Use ripstop polyester cover with 42" square



54" COVER
005108
H: 25"
Use ripstop polyester cover with 48" or 54" round



32" x 52" COVER
006139
H: 22.4"
Use ripstop polyester cover with 32" x 52" rectangle



36" x 60" COVER
006138
H: 25"
Use ripstop polyester cover with 36" x 60" rectangle



22.5" GLASS GUARD
005561
H: 6.75"
Use in windy conditions
Use with round burners



15.5" x 28.5" GLASS GUARD
006086
H: 5.8"
Use in windy conditions
Use with rectangular burners



22" BURNER COVER
91004
Smooth aluminum
Use with round burners



14" x 26.25" BURNER COVER
91006
Smooth aluminum
Use with rectangular burners

FIRE JEWELRY

Note: All fire tables come with two 10 lb bags of your choice of one or two colors. When ordering fire jewelry individually (without a fire table), use the six-digit model number. When ordering with a fire table, use the two-digit color code number that is next to the color name.



CRYSTAL ICE (13)
006117



PLATINUM (20)
006124 - Reflective



MIDNIGHT BLACK (19)
006123 - Reflective



AQUA (18)
006122 - Reflective



CLEAR BEADS (01)
005003



UNIVERSAL ANCHOR KIT - Homecrest offers a Universal Anchor Kit (406980) to secure furniture to the ground. This kit consists of four discreet powder-coated brackets and is compatible with most Homecrest lounge seating and table collections.



MADE IN THE USA



SHOWN IN PHOTO:

URBAN RIGHT TABLE LOVESEAT | 8342R
Canvas Coal (Sunbrella) | Storm Finish

URBAN ARMLESS CHAT CHAIR | 83390
Canvas Coal (Sunbrella) | Storm Finish

URBAN CORNER | 83110
Canvas Coal (Sunbrella) | Storm Finish

URBAN ARMLESS LOVESEAT | 83420
Canvas Coal (Sunbrella) | Storm Finish

URBAN OTTOMAN | 83120
Canvas Coal (Sunbrella) | Storm Finish

URBAN LEFT TABLE LOVESEAT | 8342L
Canvas Coal (Sunbrella) | Storm Finish

URBAN RIGHT TABLE CHAT CHAIR | 8339R
Canvas Coal (Sunbrella) | Storm Finish

URBAN OTTOMAN TRAY | 91008
Storm Finish

42" TIMBER LOUNGE FIRE PIT | 42SQMTT | 89SNC-JLP BASE
Char Top | Storm Finish | Platinum Fire Jewelry

22.5" ROUND GLASS GUARD | 005561



OUTDOOR RUGS

Homecrest's line of Luxury Woven Vinyl rugs offer the ultimate in resilience, durability, and fade resistance. Each rug features a beautiful woven vinyl face fabric directly attached to a vinyl cushion backing. Fast-drying, antibacterial, and antimicrobial, this unique vinyl-on-vinyl construction makes our rugs ideal for outdoor use in heavy-traffic areas. With their American-made quality and domestically sourced raw materials, these rugs ensure long-lasting style that can't be matched.



2' 6" x 8' RECTANGLE
9828X
H: N/A W: 30" L: 96"



2' 6" x 12' RECTANGLE
98212X
H: N/A W: 30" L: 144"



2' x 3' RECTANGLE
9823X
H: N/A W: 24" L: 36"



4' x 6' RECTANGLE
9846X
H: N/A W: 48" L: 72"



5' x 8' RECTANGLE
9858X
H: N/A W: 60" L: 96"



6' x 9' RECTANGLE
9869X
H: N/A W: 72" L: 108"



8' x 10' RECTANGLE
98810X
H: N/A W: 96" L: 120"



9' x 12' RECTANGLE
98912X
H: N/A W: 108" L: 144"

AVAILABLE RUG COLORS



TAPESTRY



JAMESTOWN



PEARL




OAK



BIRCH



PEWTER



ESPRESSO



CANE



SAND





SHOWN IN PHOTO:

BODEN CHAT CHAIR | 4239A
Exhale Cloud (Sunbrella) | Carbon Finish

BODEN SOFA | 4243A
Exhale Cloud (Sunbrella) | Carbon Finish

BODEN LOVESEAT | 4242A
Exhale Cloud (Sunbrella) | Carbon Finish

32" x 52" STONEGATE COFFEE TABLE | C3252XRSG | 273252B BASE
Pebble Top | Carbon Finish

8' x 10' OUTDOOR RUG
Birch

ELEMENTS LOW BACK DINING CHAIR | 51680
Glacier | Glacier Welt | Carbon Finish

42" x 84" STONEGATE DINING TABLE | 374284FSG
Pebble Top | Carbon Finish

ALLURE ARMLESS ADJUSTABLE CHAISE | 11310
Glacier | Carbon Finish



SUNBRELLA TROWS

Handwoven luxury meets Sunbrella® performance in this collection of throws. Designed for use indoors and out, these cozy blankets offer worry-free durability and long-lasting style. The soft touch fabrics provide exceptional comfort that you'll love wrapping up in. Remarkably, Sunbrella's throws are machine washable, bleach cleanable, and fade resistant for years of beautiful living.

CROSSHATCH

Woven with a unique chenille blend, our Crosshatch throws provide softness, coziness, and warmth for wherever life takes you.



FLAX
93001
H: N/A W: 50" L: 74"



LAKE
93002
H: N/A W: 50" L: 74"



LATTE
93003
H: N/A W: 50" L: 74"



SMOKE
93004
H: N/A W: 50" L: 74"



SPA
93005
H: N/A W: 50" L: 74"



WHITE
93006
H: N/A W: 50" L: 74"

HEIRLOOM

Our Heirloom collection features handwoven luxury with long-lasting beauty and fade-resistant colors, brought to life in stunningly soft textures.



BAND FOG
93011
H: N/A W: 46" L: 74"



BAND SUNSET
93010
H: N/A W: 46" L: 74"



SPLIT MIDNIGHT
93012
H: N/A W: 46" L: 74"



SPLIT MOSS
93013
H: N/A W: 46" L: 74"



TILE SHADOW
93014
H: N/A W: 46" L: 74"

HERRINGBONE

Featuring a classic herringbone pattern, these indoor/outdoor throws provide worry-free performance with a refined style.



ASHE
93020
H: N/A W: 56" L: 74"



CLOUD
93021
H: N/A W: 56" L: 74"



PEWTER
93022
H: N/A W: 56" L: 74"



SPICE
93023
H: N/A W: 56" L: 74"





SHOWN IN PHOTO:

HEIRLOOM OUTDOOR THROW | 93010
Band Sunset

HEIRLOOM OUTDOOR THROW | 93011
Band Fog

HEIRLOOM OUTDOOR THROW | 93014
Tile Shadow

HEIRLOOM OUTDOOR THROW | 93012
Split Midnight

HEIRLOOM OUTDOOR THROW | 93013
Split Moss

THROW PILLOWS

Take outdoor comfort and design to the next level with our incredibly durable pillows. Mix and match with solids, patterns, and textures from our fabric offering to bring a touch of colorful style to your outdoor space. Whether you're adding color and dimension to deep seating or fashion to a lounge, Homecrest outdoor throw pillows are sure to make a statement.



16" SQUARE
00016 (with Welt)
H: 16" W: 16" D: N/A



18" SQUARE
00018 (with Welt)
H: 18" W: 18" D: N/A



20" SQUARE
00020 (with Welt)
H: 20" W: 20" D: N/A



12" x 16" KIDNEY
01216 (with Welt)
H: 12" W: 16" D: N/A



12" x 22" KIDNEY
01222 (with Welt)
H: 12" W: 22" D: N/A



12" x 30" KIDNEY
01230 (no Welt)
H: 12" W: 30" D: N/A



Note: The pillow welt is the same fabric as the pillow.

MADE IN THE USA



SHOWN IN PHOTO:

INFINITI ARMLESS CHAISE | 21300
Stratus | Glacier Finish

INFINITI END TABLE | 361235
Glacier Finish



EXPERIENCE
FASHION
AND
FUNCTION

Discover the perfect blend of style, durability, and customization with Homecrest's premium outdoor fabrics and resilient finishes. Choose from a rich palette of colors and textures to personalize your chair, loveseat, sofa, or chaise—creating a look that's uniquely yours.





Note: Photos are representations, please refer to an actual sample.

HOMECREST FABRICS

SLINGABLE + CUSHION + MORE

Without great fabrics, outdoor spaces lack meaning and inspiration. The perfect combination of texture, color, and pattern not only adds beauty, but has the power to invigorate and rejuvenate. Homecrest offers a complete selection of fabric options so you can create a custom outdoor space tailored to your design aesthetic. Our double layer slings provide exceptional support, while our Sensation slings take this double layer design and add a level of unmatched comfort and shape retention. In addition, Homecrest has partnered with several popular fabric vendors to offer cushion fabric options that feature premium performance and durability without sacrificing design.



SEATING OPTIONS LEGEND:

A Air **S** Sling **PS** Padded Sling **C** Cushion **U** Umbrella **V** Vintage Wire **W** Welt



◀ **SCAN ME**
Check out
all of our
available
fabrics here!

SEATING OPTION + FABRIC SELECTION GUIDE



A Air | Homecrest air collections feature the appearance and comfort of deep seating in a foam-free, cushionless construction. Luxurious and exclusive Sensation sling fabrics are used for the ultimate in low-maintenance comfort and feature benefits such as exceptional shape retention and surface memory. The air sling has a double layer design that is extremely comfortable and field-replaceable. All double layer slings carry a five-year residential and two-year commercial warranty.

S Sling | The Homecrest-pioneered sling is constructed of two layers for unmatched comfort and support. Our durable sling is easily replaceable and available in a variety of outdoor fabrics, including our exclusive Sensation slings. Minimal maintenance and comfortable design continues to make the Homecrest sling a #1 choice from coast to coast. When selecting a Homecrest sling seating option (except for Allure and Elevate), a welt or binding selection is required. Welting will match the frame finish unless an alternate is selected. Slings utilize the same fabric on the front and back for an attractive look. All double layer slings carry a five-year residential and two-year commercial warranty.

PS Padded Sling | Our padded sling seating option features a triple layer sling with slight padding for added comfort. This attractive chair with distinctive silhouette stitching gives you not only a comfortable sit, but also a stylish addition to your outdoor space. The padded sling expands your fabric options to outdoor fabrics from suppliers like Sunbrella® and Tempotest®. For the padded sling seating option, select one of these outdoor fabrics for the front and a Homecrest sling fabric for the back. Like the sling seating option, our padded sling requires a welt or binding selection. Welting will match the frame finish unless an alternate is selected.

C Cushion | Our durable cushions provide unmatched comfort and weather-resistance in today's fast-paced world, with options including deep seating cushions, dining cushions, removable seat pads, and padded seats. The deep seating cushions are available in plush or firm styles that are tailored to each collection and feature either a curved or box panel design.

W Welt | Welting or binding will match the frame finish unless an alternate is selected.

HOW TO READ A HOMECREST FABRIC LABEL + MAKE ORDERING EASY

When choosing a fabric for the product selected, seating option coding will confirm the availability. Please indicate the fabric grade and follow the "ordering process" instructions for that fabric.

Fabric Name

Grades:
A = \$ and B = \$\$

Note: Fabrics are separated into different grades based on their construction characteristics (types of yarns, dyes used, weave intricacy, etc.). While grade A fabrics cost less than grade B fabrics, this doesn't indicate the quality of the materials used.

Carbon

Grade A

Fabric Content: PVC

S Sling - This fabric will be used for the front and back of a sling (S). On many Homecrest sling collections, a welt (W) is also required.

PS Padded Sling (Back Only) - This fabric is an option for the back of a padded sling only.

W Welt - This fabric is a welting (W) fabric.

Note: For ordering tips, see the inside back cover.

S PS W

Ordering Tips:

A Air - Sensation sling fabrics will be used for the front and back of air (A) collections. A welt fabric is not required.

S Sling - Sling fabrics will be used for the front and back of a sling (S). On many sling collections, a welt (W) is also required. If a welt is not selected, it will default to the frame finish.

PS Padded Sling - The padded sling (PS) front is available in acrylic and other fashionable fabrics. A Homecrest sling (S) fabric is required for the back. If a back or welt (W) fabric is not selected, it will default to the frame finish.

W Welt - On many sling collections, a welt (W) is required. If a welt fabric is not selected, it will default to the frame finish. Some fabrics are available in both sling (S) and welt fabrics, creating a seamless or self-welted look.

Denotes what seating option the fabric is available on.

SENSATION SLING FABRICS

Since 1953, Homecrest has built its reputation on quality, innovation, and comfort. One landmark example of this was our introduction of the Sensation sling in 2002. As pioneers in the elastomeric fabric category, we have more than two decades of experience building Sensation sling furniture; to this day, there is nothing that comes close to the maintenance-free comfort, memory, colorfastness, and longevity of a Homecrest Sensation sling chair.

Sensation slings are constructed using an elastomeric yarn that is woven together with normal PVC sling fibers, creating a material that has amazing stretch characteristics for comfort, and outstanding memory for fabric longevity. If you have never sat in a Sensation sling chair, you really need to—the difference in comfort between a Sensation sling and a standard PVC sling is remarkable. The fabric stretches and moves according to the frame of the person sitting in it, while providing excellent support and comfort.

All of Homecrest's Sensation sling products go through 90,000 cycles of drop-testing without damage. Our testing has also shown that Sensation fabrics promote the structural integrity of the metal frames used in chair construction, as the elastomeric characteristics absorb much of the shock that would normally be borne by the supporting frame.



AGATE II | B




BARK | B



BISQUE | B




CAMEO II | B



LAGOON | B



STRATUS | B



ZINC II | B



As for maintenance, Sensation fabrics just can't be beat. There's no such thing as a 'dry time' after rain—if a Sensation sling product needs to be used immediately after a storm, towel it off and it's ready to go. Likewise, cleaning is a breeze, and the Sensation fabrics' incredible colorfastness makes them look showroom ready, year round.

At Homecrest, we use Sensation fabrics on air products and dining furniture alike. Whether on a single chair or a giant sectional, all Sensation sling products feature our double layer sling technology. Plus, our air collections' unique "cushionless", foam-free construction brings together the very best in comfort, style, and maintenance-free outdoor living.



SLINGABLE FABRICS

Homecrest sling (S) fabrics can be used on all sling seating collections with the exception of Homecrest air (A) collections. Products that indicate air as a seating option are only available in Homecrest's Sensation slings. Homecrest's double layer sling has both a welted design and non-welted design, signified by the collection. The sling fabric will be the same on the front and the back unless a padded sling is selected.

The padded sling (PS) seating option is only available in acrylic and other fashionable fabrics, also known as cushion (C) fabrics, but require a sling back fabric selection and a welt (W). Look for sling fabrics with the (W) symbol for welting. The welt color will always default to match the frame finish unless an alternate is selected.



ALUMINUM | A

S




BATTLEPLAN | A

S



CARBON | A

S W



CORAL | A

S



GANNON | A

S



GLACIER | A

S W



GLASSBLOCK | A

S



HICKORY | A

S W



INDIGO | A

S W



KAMALI | A

S




KOZO | A

S



MILLSTONE | A

S



NIKO | A

S W




NOVA | A

S




ONYX | A

S W



ROCHESTER | A

S




ROSE | A

S




SANDBAR | A

S W



SEAGLASS | A

S




SEDONA | A

S W




SHADOWS | A

S




SHELBY | A

S



STORM | A

S W




TUNGSTEN | A

S



UMBER | A

S W



WALNUT | A

S



WINDSOR | A

S




◀ SCAN ME
View larger
images of
our sling
fabrics here!

SUNBRELLA FABRICS


VERSATILE. TIMELESS. BEST SELLERS.

Homecrest has you covered with our in-stock Sunbrella® fabric program! These best-selling fabrics are versatile, timeless, and sure to simplify the selection process. Available to use with Homecrest cushion and padded sling products, these top selling Sunbrella fabrics easily coordinate with all Homecrest frame finishes.



BLISS SMOKE | A

PS C



CANVAS CHARCOAL | A

PS C



CANVAS COAL | A

PS C



CANVAS FLAX | A

PS C



CANVAS GRANITE | A

PS C



CANVAS HEATHER BEIGE | A

PS C



CAST ASH | A

PS C



CAST SHALE | A

PS C



CAST SILVER | A

PS C




CAST SLATE | A

PS C




ECHO ASH | B

PS C



EXHALE CLOUD | B

PS C



EXHALE DRIFTWOOD | B

PS C




EXHALE RAINWASHED | B

PS C



LINEN SILVER | B

PS C



LINEN STONE | B

PS C



MAINSTREET DOVE | C

PS C



MAINSTREET PUTTY | C

PS C




MOMENTO DOVE | C

PS C



NUANCE DOVE | B

PS C



NUANCE EGGSHELL | B

PS C



SPECTRUM DENIM | A

PS C



SPECTRUM DOVE | A

PS C



SPECTRUM GRAPHITE | A

PS C



SPECTRUM INDIGO | A

PS C




◀ **SCAN ME**
Check out
additional
Sunbrella
fabrics here!

Available in: PS Padded Sling C Cushion

TEMPOTEST FABRICS


LUXURY PERFORMANCE FABRICS

Designed for any outdoor space, Tempotest® fabrics combine the resistance and performance of solution-dyed fabric with style and color. These fabrics are treated with Teflon® Extreme, which provides stain resistance, easy cleanability, and minimal maintenance. Tempotest fabrics can be used on our cushion and padded sling seating options.



ARIA BLUSH | E

PS C



ARIA POWDER BLUE | E

PS C




BISTRO GRANITE | A

PS C



CARAVAGGIO DARK PEWTER | D

PS C



CASANOVA GUNMETAL | B

PS C



CASANOVA TIMBER | B

PS C



FINESTRA TIMBER | E

PS C



FREDDA BRINDLE | B

PS C




GRANO BURNISH | E

PS C




GRANO DESERT TAUPE | E

PS C



MAESTRO BLOOM | E

PS C



MICHELANGELO MOCHA | D

PS C




MICHELANGELO SILVER BEIGE | D

PS C



MURANO BURNISH | E

PS C



MURANO LATTE | E

PS C



NEWPORT COASTAL | A

PS C



NEWPORT HEMP | A

PS C



PRESIDIO HEMP | A

PS C



PRESIDIO OCEANA | A

PS C



SPUMONI CONCH | B

PS C



SPUMONI TIDEWATER | B

PS C




STRADA HEMP | E

PS C



TANGO BURNISH | A

PS C



TANGO ISLE OF PALMS | A

PS C



TIVOLI MARITIME | B

PS C



◀ **SCAN ME**
View larger
images of our
Tempotest
fabrics here!

Available in: PS Padded Sling C Cushion

FRAME FINISHES

All Homecrest outdoor furniture is completely coated with a textured powder-coat finish. Known as an industry leader for our revolutionary paint line, our eco-friendly finishing department uses modern powder-coat frame finish colors on all of our furniture frames, tables, and bases. With Homecrest's experience and technology, your outdoor space will endure the seasons, year after year.



NIKO (34)




UMBER (27)



SEDONA (04)



HICKORY (05)




CARBON (28)



STORM (88)



ONYX (84)



GLACIER (35)



SANDBAR (45)



FOG (40)



INDIGO (47)



◀ **SCAN ME**
View larger
images of
our paint
finishes here!

Note: Photos are representations. Please refer to an actual sample.





REPLACE. REVIVE. RE-LOVE.

REPLACEMENT SLINGS, CUSHIONS, + PARTS

Whether you're looking for slings, cushions, pillows, paints, or parts, with Homecrest Outdoor Living's exclusive replacement program, you can easily revitalize your existing Homecrest outdoor furniture. Replacements for our outdoor furniture are available for both current and discontinued products. Replacements for many of our classic outdoor furniture collections are still available today, including our vintage wire frame collections.


NEED HELP IDENTIFYING A PRODUCT?

Homecrest has made it easy to determine which collection your product is a part of. Here are three tools to help you with the identification of your product:

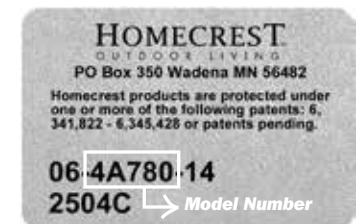
The **Catalog Archive**, found at homecrest.com/catalog-archive, is an invaluable tool for identifying replacements for resilient Homecrest outdoor furniture by allowing you to look through past catalogs. With the model number identified, use the Model Identification Guide to direct you to the replacement number needed.




The **Model Identification Guide**, found at homecrest.com/model-identification, allows you to search (Ctrl+F) by model number, collection name, year of purchase, and product type (i.e. glider, swivel rocker, etc). Once you have found your product, refer to the "Replacement #" column to find the replacement number you need to use when placing an order. **Note:** Replacement arm and floor glides are also listed.



Products manufactured after 1998 have a **manufacturing decal**, which is located on the product's metal frame. On the manufacturing decal, there is a set of digits. The first two digits indicate the week of the year the product was produced, the next set of digits represent the product's model number, and the last two digits are the year the product was produced. With the model number identified, use the Model Identification Guide to direct you to the replacement number needed.






HOW TO IDENTIFY YOUR SLING OR PADDED SLING BASKET

The majority of replacement baskets are low back and high back sling chairs that Homecrest has produced over the years. These chairs utilize four different replacement slings. Here is a quick way to identify replacements needed for these four types of chairs.



- Determine if your chair has an external or internal cross bar and if your chair is a high back sling or a low back sling.



- Select your sling style. **Note:** A sling replacement tool is included with each order.



HOW TO DETERMINE THE FABRIC YOU NEED

Reference swatch labels or the fabric index in both the catalog and price list to identify fabrics that are available for your type of replacement. You can view an example of the fabric label on page 139.

SEATING OPTIONS LEGEND:


A Air S Sling PS Padded Sling C Cushion
U Umbrella V Vintage Wire W Welt

ASSEMBLY OF REPLACEMENTS

There are several how-to guides and videos available at homecrest.com/replacements that will assist you with the assembly of your slings and padded slings.



Need help visualizing these options? Visit the Interactive Design Center at design.homecrest.com to create the look that fits your style! **Note:** Colors are representations, please refer to an actual sample.



HOMECREST ON INSTAGRAM





@NDSU.OFFICIAL



@NDSU.OFFICIAL



@LIFEATSAILPOINT



@ARIAEDINAAPTS



@THETRIPECROWNAPTS + @THEDORANGROUP



@THEDUOAPTS

HOMECREST PRODUCT CARE + MAINTENANCE

▲ FABRIC CARE

The life of your outdoor fabric depends on how it is cared for and maintained. It is important to clean your products regularly and as promptly as possible after being exposed to outdoor debris, sprays, and lotions. To help keep your furniture from unnecessary wear, store your cushions indoors or cover them with a breathable furniture cover when not in use.

DO NOT USE SOLVENTS, JANITORIAL CLEANER, ALCOHOL-BASED CLEANERS/PROTECTANTS, SCOURING AGENTS, UNDILUTED BLEACH, GASOLINE, OR AMMONIA-BASED CLEANERS. USING THESE PRODUCTS MAY CAUSE DISCOLORATION.

Tip: Keep sun lotions and sprays, as well as any oil-based products, away from furniture. Some may contain harsh chemicals and can permanently discolor or damage fabrics. If direct contact occurs, clean promptly.



POLYESTER VINYL COATED (PVC), PVC + ACRYLIC, AND OLEFIN BLENDED FABRICS

To clean, first prepare a simple cleaning solution of 1 tablespoon of liquid dish detergent, 2 tablespoons of household bleach, and 1 gallon of water. Then, clean the fabric using a sponge or soft cloth dipped in the solution. Rinse thoroughly with clean water and allow to air dry. Never use a commercial washer or dryer to clean slings.

100% ACRYLIC AND ACRYLIC/POLYESTER BLENDED FABRICS

Using a mild liquid soap and warm water, spot clean the affected area with a cloth or soft brush. For 100% acrylic fabrics, 1/4 cup of chlorine bleach may be added to 1.5 gallons of the mild soap solution to treat mildew and more aggressive stains. Rinse the item thoroughly, shake to remove excess moisture, and allow to air dry. Placing a cushion on its side will allow the water to drain and the cushion to dry faster. Never use a commercial washer or dryer to clean cushions.

VINYL STRAPS

Using a soft cloth, clean with 2 tablespoons of mild liquid soap mixed with 1 gallon of warm water. Use toothpaste or gentle abrasive to remove scuff marks.

WOVEN PRODUCTS

To clean our woven furniture, use non-abrasive soap or standard household cleaners and gently wipe the surface with a soft cloth. After cleaning, rinse thoroughly with hose water. Do not use pressure washers, as they may harm the finish.

▲ TABLE TOP CARE

NATURAL SERIES SURFACES

Natural Series surfaces should be cleaned on a regular basis with mild soap and water and a sponge or soft cloth. If necessary, use a mild abrasive cleaner to release any embedded dirt. Rinse thoroughly with clean water.

ALL-WEATHER POLY (HDPE) SURFACES

For general cleaning, simply use a mild dish detergent and water, scrubbing with a soft-bristled brush, and rinse thoroughly.

▲ FRAME CARE

Regular care and maintenance of your aluminum and steel frames is very important and exceptionally easy. Frequency of care will depend on the amount of use, exposure to the elements, and use conditions.

CLEANING

Wash or spray down the frames with clear water or a mild soap and water solution to remove dust, pollen, chemicals, salt water, dirt, etc. Do not use abrasive cleaners or power washers.

MAINTENANCE

Apply a coat of clear liquid car wax at least once a year to maintain and protect the paint finish.

COASTAL ENVIRONMENTS

Product that is used in a coastal environment may experience additional demands on the surface finish due to the salt air. Prevent oxidation by cleaning away salt residue buildup on a weekly or biweekly basis. Wax the finish quarterly to maintain a strong finish. If regular maintenance is not performed and the finish experiences blistering, the warranty on the finish would be void.

STORAGE

It is best to store furniture indoors or cover them with a breathable furniture cover. If the climate of your area experiences freezing conditions, do not store any product upside down. Moisture can accumulate and freeze in the frames, which can crack, distort, or break the frame tubing.

FRAME TOUCH-UPS

Follow this process if the finish is scratched or chipped. First, sand the affected area lightly with fine steel wool or 400-600 grit sandpaper for better paint adhesion, then wipe it clean. Cover adjacent areas to avoid overspray and, holding the can 8-10 inches away from the area, apply thin coats of paint. Allow ample time to dry between coats. Do not try to cover the area in one coat; this may result in paint running or a change in the surface texture or the gloss of the finish. Paint may be sprayed on a separate surface and applied using a small artist brush, if desired.

If you are working with a finish that consists of multiple colors, you may want to practice on a piece of cardboard or other material first. Apply the base coat first and allow to dry 3-5 minutes. Then, apply light spurts of the top color until the desired look is achieved. If the area becomes too light after the finish has dried, apply a light dusting of the base coat.

If corrosion has occurred on steel products, treat the area with Loctite® Extend Rust Neutralizer or Naval Jelly® Rust Dissolver following manufacturer's instructions. Then continue with the touch-up process described above.

Tip: Contact your dealer for touch-up paint. Always store your touch-up paint upside down to avoid the nozzle from becoming plugged.

▲ WARRANTY

For products used in a **residential setting**, frames are warranted for fifteen years, slings are warranted for five years, and cushions are warranted for two years. For products used in a **commercial setting**, frames are warranted for five years, slings are warranted for two years, and cushions are warranted for one year. Scan the QR code or visit warranty.homecrest.com to view the complete Homecrest warranty.

Residential Limited Warranties:



Commercial Limited Warranties:



◀ **SCAN ME**
View the complete
Homecrest residential
& commercial limited
warranties here!

HOMECREST™

OUTDOOR LIVING

CONNECT WITH US

Connect with Homecrest on social media today to keep up to date with all of our latest product features, trends, beauty photography, and more!

[HOMECREST.COM](https://www.homecrest.com)

